

AMADOR TRANSIT (AT) AGENDA

Thursday March 6, 2025 – 9:00 A.M.

Amador County Transportation Commission Offices – Board Room

117 Valley View Way, Sutter Creek, CA 95685

Please Note: During the meeting, public participants who wish to provide comment will be invited to do so by the Chair. If you wish to comment on a specific item, please let the Chairman know you would like to speak on the item. Comments may also be submitted by U.S. Mail at the above address or e-mail for inclusion in the meeting record. All submittals must be received no later than 8:00 a.m. on the morning of the noticed meeting. To submit comments via e-mail, please forward those through the ACTC website under the Contact tab at www.actc-amador.org.

In compliance with the Americans with Disabilities Act, if you are a disabled person and you need a disability-related modification or accommodation to participate in this meeting, please contact the Amador County Transportation Commission staff at (209) 267-2282. Requests must be made as early as possible and at least one-full business day before the start of the meeting.

Assisted hearing devices are available for public use during all public meetings. Meeting materials are available for public review on the ACTC website or at the Amador County Transportation Commission, 117 Valley View Way, Sutter Creek, California.

Zoom Conferencing option: <https://us02web.zoom.us/j/82833478711?pwd=dW5zVzB3ZFF2S0h2VzRadjBSNI Erdz09>

Meeting ID: 828 3347 8711, Passcode: 967715, Call Option-1 669 900 6833

PLEDGE OF ALLEGIANCE / ROLL CALL

AGENDA: Approval of agenda for this date. Off agenda items must be approved by the Directors, pursuant to Government Code Section §54954.2.

PUBLIC MATTERS NOT ON THE AGENDA: Discussion items only, no action to be taken. Any persons may address the Board at this time upon any subject within the jurisdiction of Amador Transit; however, any matter that requires action may be referred to staff and/or Committee for a report and recommendation for possible action at a subsequent Commission meeting. Please note - there is a five (5) minute limit per topic.

CONSENT AGENDA (Items 1- 7): Note: Items listed on the consent agenda are considered routine and may be enacted by one motion. Any item may be removed for discussion and made a part of the regular agenda at the request of a Board Member(s).

1. Board Minutes, February 2025
2. Ridership Analysis, January 2025
3. Ridership Analysis, Amador-Sacramento Express, January 2025
4. Vehicle Maintenance Report, January 2025
5. Performance Report, January 2025
6. Budget/Expenditure Report, January 2025
7. Compliments, Complaints, Service Requests

8. **AT GENERAL MANAGER REPORT (Informational Only):**

None

REGULAR AGENDA ITEMS:

9. AT Appointments and Committee Assignments
10. **LCTOP Grant** – Call for Projects, FY 24/25, proposed project for discussion and approval
11. Approve Monthly Claims List
12. Future Agenda Items

CLOSED SESSION: Closed Session may be called for labor negotiations (pursuant to Government code §54957.6), personnel matters (pursuant to Government Code §54957) real estate negotiations/acquisitions (pursuant to Government Code §54956.8) and/or pending or potential litigation (pursuant to Government Code §54956.9). Following Closed Session, the Board will announce any reportable final action taken in Open Session.

- A. Conference - Pending or Potential Litigation-Pursuant to Government Code Section §54956.9
Presenter: Patricia Maggie Amarant, General Manager

13. Adjournment

AMADOR TRANSIT (AT) MINUTES
February 6, 2025 – 9:02 a.m.
ACTC Board Room-117 Valley View Way Sutter Creek, CA 95685

The Amador Transit Board of Directors met on the above date, and the following proceedings were had, to wit:

Present on Roll Call:

Patrick Crew-Board of Supervisors, Chairman
 Dan Riordan-City of Sutter Creek, Vice Chairman
 Sandy Staples-City of Amador City
 John Plasse-Citizen at Large
 Brian Oneto, Board of Supervisors, Alternate

Absent:

Plymouth Representative

Also Present:

Patricia Maggie Amarant, AT General Manager
 John Gedney, ACTC Executive Director
 Felicia Bridges, ACTC Transportation Planner/Recording Clerk

Pledge of Allegiance

AGENDA:

Motion: It was moved by Director Plasse, seconded by Director Staples, and carried to approve the agenda as presented.

Ayes: Crew, Oneto, Plasse, Riordan, Staples
 Noes: None
 Absent: Plymouth Representative

PUBLIC MATTERS NOT ON THE AGENDA: Sean Reagan-Jackson Gate Hospitality and RTR Investments stated he is working through the process to open a 96-room hotel (46 room long-term stay and 50 rooms of LaQuinta), a carwash, and retail center to support the hotel. He continued they anticipate opening on July 4th, and noted they would like to encourage increased tourism to Amador County for the various activities available including wineries and the ski resort in Kirkwood. He added he would like to include a bus stop at the hotel, in addition to working with AT to develop transit services to run shuttles to Kirkwood resort. He asked to have a follow-up conversation with AT regarding potential options available.

CONSENT AGENDA (Items 1-7):

Board Minutes, January 2025: Director Plasse noted minor corrections to be submitted to Ms. Bridges.

Ridership Analysis, December 2024: Director Oneto commented he sees the ridership has increased substantially, but wondered if that reflects the Dial-A-Ride (DAR) services more than anything. Ms. Amarant replied yes, DAR has increased with the expansion to Plymouth and Ione, but added the Upcountry route has also increased. She noted being able to utilize DAR through different zones across the county has created more access for riders.

Ridership Analysis, Amador-Sacramento Express, December 2024: Director Oneto stated he understands that this routes' costs are covered under the Sacramento contract, but noted it does not seem to be the best use of funds with the minimal ridership displayed. He then asked for clarification regarding

the ridership data provided in the chart, specifically if the 1.8 under line item: *Average Pass/Day- Month of December 2024* is considered “a there and back trip”. Ms. Amarant replied yes. Director Plasse asked for further clarification regarding that data, noting he asked a similar question last month and at that time the clarification was “that each time someone boards the bus it counts as a trip, so when we are measuring passengers that actually means trip”. Ms. Amarant explained the process of gathering individual trip categories and how they have to be logged for grant purposes. Director Plasse asked if these reports can all be consistent and be referred to as “trips” rather than passengers. Ms. Amarant replied yes, she noted will update the forms provided to the board. Director Oneto commented that route carries approximately 2 trips per day and with that, does not seem to be the best way to spend tax payer dollars.

Vice Chairman Riordan further clarified Director Oneto’s comment as ‘does it make sense for this board to continue to bless that route on a daily basis, and is it really serving the county’s best interest’. He added that is a fair question. Mr. Gedney stated ACTC is currently working on a Short-Range Transit Development Plan update with Moore & Associates consulting firm, and noted staff will forward these concerns to the consultant team to add to the study.

Motion: It was moved by Vice Chairman Riordan, seconded by Director Oneto, and carried to approve the Consent Agenda.

Ayes: Crew, Oneto, Plasse, Riordan, Staples
 Noes: None
 Absent: Plymouth Representative

#8. AT General Manager Report (Informational Only):

Fixed route ridership stat information FY 24/25: Ms. Amarant reviewed her staff report and attachments.

Director Plasse asked if the month and day passes are included in the fare calculations, and if so, are they counted the day they are purchased. Ms. Amarant replied yes, they are included when they are purchased, generally on a monthly basis. Director Plasse stated if we see a spike in the fares received in the first part of the month it could be attributed to the purchase of monthly passes. Ms. Amarant replied yes.

Vice Chairman asked if those fares are attached to specific routes. Ms. Amarant replied no.

Director Plasse asked why, on page 2 of the attachments under column AQ-Dial-A-Ride revenue, the amount received almost tripled from July to August. Ms. Amarant stated it may be because it was a busier month and as DAR is under a zone fee structure there is a larger fee paid by rider. Vice Chairman Riordan asked for Ms. Amarant to go back and review that data to ensure the accuracy.

Director Plasse asked for the data sheets provided to match what is included in the performance summary i.e.- cost per trip, cost per service mile, and cost per service hour. He added these sheets should be provided in the same format as the performance summary and will assist the board to better evaluate the viability of the fixed route system. He asked for that updated data to come back next month for further review.

REGULAR AGENDA ITEMS:

#9. Resolution #25-01: Review, approve, and authorize General Manager to implement increase in shuttle fares: Ms. Amarant reviewed her staff report.

Director Plasse stated the data to be provided next month related to the fixed route should be reviewed prior to determining a fare increase. He then asked what the difference is between a general fare and

reduced fare. Ms. Amarant replied the reduced fare is for individuals with disabilities and seniors and General Fare applies to the general public.

Chairman Crew asked if Ms. Amarant completed a forecast of what the expected revenue would be by implementing this increase. Ms. Amarant stated based on the current trips of the shuttles it would bring it up without substantially affecting ridership. Vice Chairman Riordan asked her to bring back the forecast data for this potential increase next month and to include the specific route information used for the fare comparison of other agencies.

Directors agreed to table this item until next month.

#10. Approve Monthly Claims List: Vice Chairman Riordan asked if AT is continuing to work with Cathy Castillo CPA for the annual audit. Ms. Amarant replied yes, AT has a three-year contract that is up in 2026. He then confirmed ACTC has gone with a different CPA for this year’s audit. Mr. Gedney replied yes.

Motion: It was moved by Vice Chairman Riordan, seconded by Director Plasse, and carried to approve the claims list.

Ayes: Crew, Oneto, Plasse, Riordan, Staples
Noes: None
Absent: Plymouth Representative

#12. Future Agenda Items:

- Revised ridership of fixed routes for current fiscal year.
- Fixed route fare increase with forecasting data

Closed Session: At 10:02 a.m. Chairman Crew called for a Closed Session as noticed: Conference - Pending or Potential Litigation-Pursuant to Government Code Section §54956.9 Presenter: Patricia Maggie Amarant, General Manager. At 10:10 a.m. the Chairman adjourned the closed session of AT and reported an update was provided.

ADJOURNMENT:

At 10:11 a.m. the Vice Chairman adjourned the regular meeting to Thursday, March 6, 2025 at 9:00 a.m. at 117 Valley View Way, Sutter Creek, CA 95685.

ATTEST: Patrick Crew, Chairman
Amador Transit

Recording Clerk

Note: Copies of referenced documents are available at the AT and ACTC offices.

SERVICE SUMMARY

January

FY 24/25	Service Days
	21
Sacramento	229
Upcountry	340
Plymouth	230
A - Shuttles 5-1 - 5-5	458
B - Shuttles 6-1 - 6-6	548
lone	252
Dial-A-Ride	1,888
MTM	-
Special Events	-
TOTAL TRIPS	3,945
AV. DAILY	188
ADULT	925
SENIOR	257
PERSONS W/DISABILITIES	2,414
YOUTH	256
Non-Revenue-PCA	94
Non-Revenue - Child	25
Non-Revenue - Family Pass	94
Wheelchair	200
Bicycles	11
FARES PAID BY MONTH/DAY PASS	
Monthly Pass	
\$7 Day Passes Sold	3
Cash Fares	\$2,585.41
FARES PAID BY PRE-PAID TICKETS	
Pre-Paid Tix \$1.00	1,003
Pre-Paid Tix \$2.00	246
Pre-Paid Tix \$3.00	7
Pre-Paid Tix \$4.00	16
Pre-Paid Tix \$7.00	16
Mileage	
Revenue miles	25,600
Non-Revenue miles	2,171

RIDERSHIP ANALYSIS
January 2025

AMADOR TRANSIT
FISCAL YEAR 2024/2025

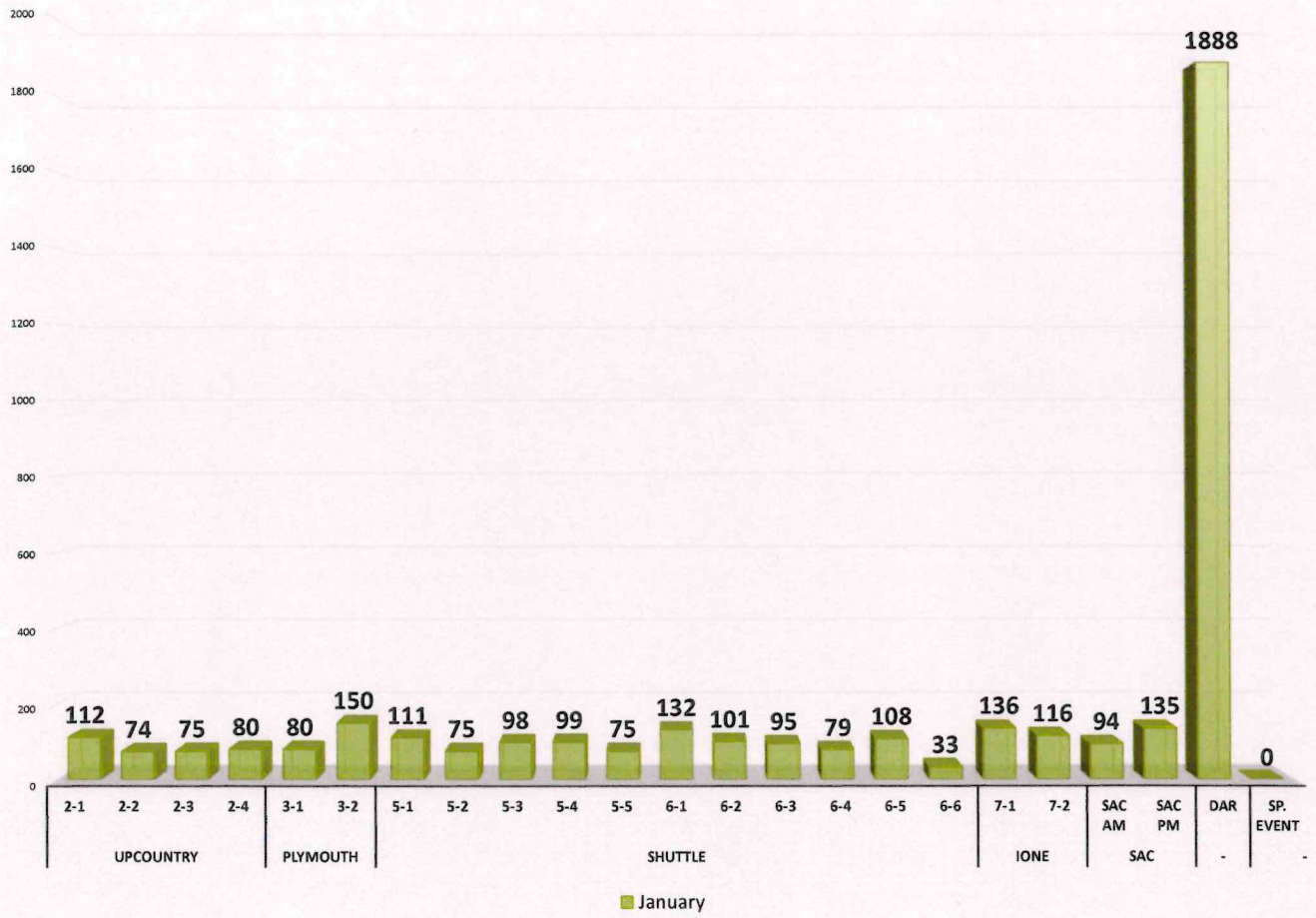
T R I P S



**January 2025
% change
from
FY 2023/24**

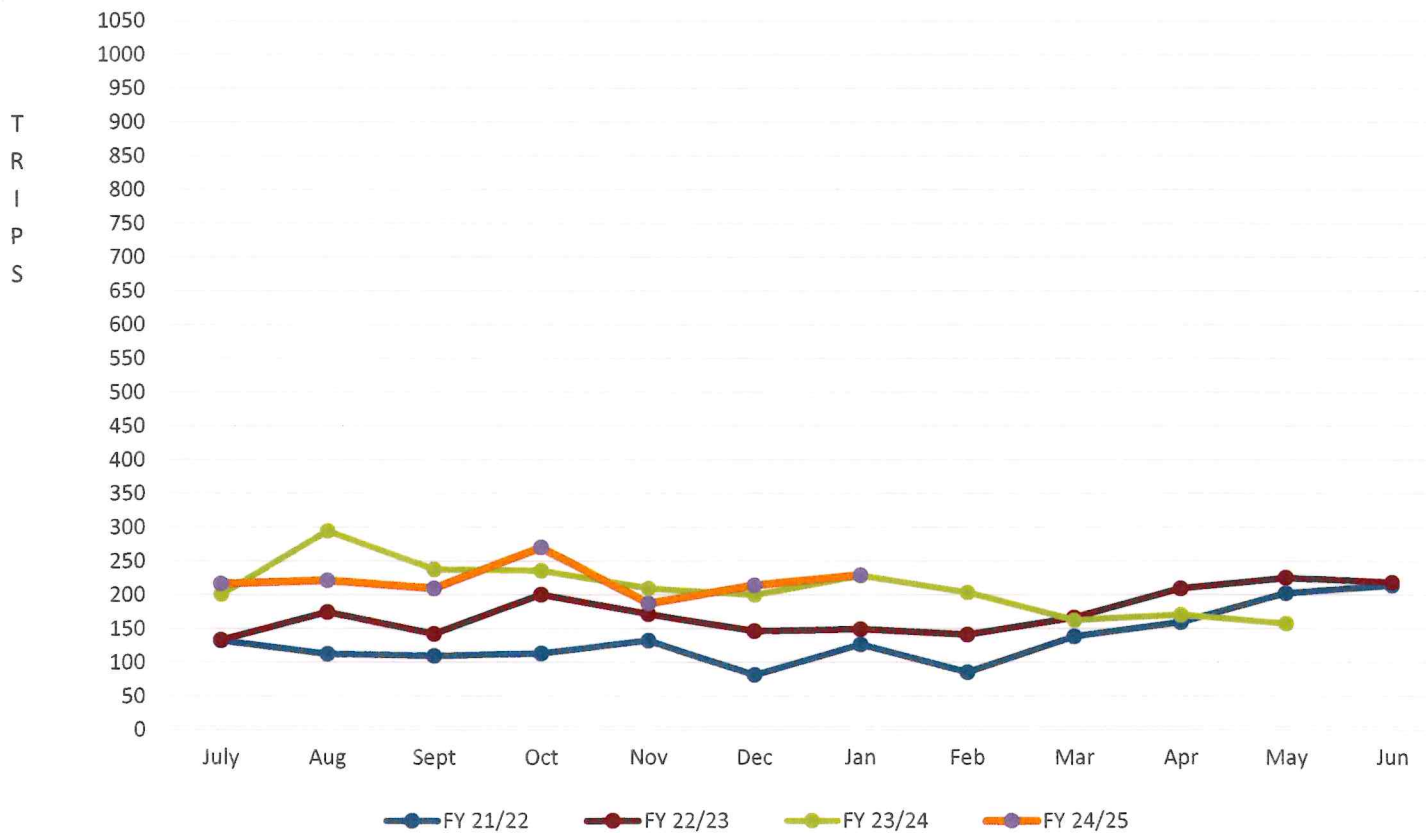
19.5%

January



AMADOR-SACRAMENTO EXPRESS

MONTH	11		12		TOTAL
	Amador	SAC	Amador	SAC	
June 2024	42	51	35	50	178
July 2024	29	54	53	80	216
August 2024	32	65	51	73	221
September 2024	36	71	38	64	209
October 2024	44	73	63	90	270
November 2024	36	57	38	56	187
December 2024	33	55	52	74	214
January 2025	29	48	65	87	229
Average Trips/day Month of January	1.7	2.7	1.8	2.7	8.9
21 Service Days					



VEHICLE DESCRIPTION	Odometer reading as of 01/31/2025	TOTAL REPAIR HOURS	Dates	Maintenance Performed for Month of JANUARY 2025 Jobs Exceeding \$150 performed since July 2015 (in Gray) FY 24/25	Cost for Month of January	July 2015 to date CUMULATIVE COST
TRK #101 (gas)	163,411	1.50	01 - 2025	PM-B	\$42.27	
04 Chev Suburban	ODO					
6-passenger						
NON-REVENUE VH	605					\$42.27
Mileage for the Month						
Shop TRK #102	27,045	1.00	05 - 2024	R&R windshield glass - Glass Doctor	\$375.35	
2015 F450 4x4 (gas)	ODO		02 - 2023	Replace 4 tires 225/75/R16	\$1,000.67	
3-passenger	***		03 - 2022	A/C Compressor, 1 Orifice tube and accumulator	\$384.02	
NON-REVENUE VH			06 - 2019	Replaced left corner window glass doctor invoice # 102728	\$527.23	
Mileage for the Month	189		01 - 2019	Replaced Water pump, thermostat AC belt, and main belt, 1 Gallon of Coolant	\$162.73	
			10 - 2015	Replace 4 tires, 225/75/R16. 4 TPS, turned front rotors, alignment	\$1,143.00	
			09 - 2015	Replaced alternator	\$151.00	\$3,786.27
			01 - 2025	Power supply to air compressor shorted to ground, inspected and repaired wires	\$0.00	
			01 - 2025	Opacity test (CARB)	\$70.00	
						\$70.00
TRK #103 (gas)	112,266	0.00	06 - 2024	Hahn's Folsom Lake Ford - Replaced faulty EGR valve and installed an emissions program update	\$169.73	
1998 Ford Ranger	ODO		10 - 2023	PM-B and Fuel filter	\$1,289.11	
3-passenger	***		09 - 2022	Installed new 2-way radio and GPS	\$387.90	
NON-REVENUE VH			05 - 2022	Turbo replaced by DuPratt Ford Inv. # 524982 with oil change	\$2,646.25	
Mileage for the month	170		10 - 2019	Repair invoice # 348715 Emissions Vehicle derating R&R EGT sensor	\$4,355.05	
			02 - 2019	Replaced 2 batteries and took to car wash	\$226.52	
			12 - 2018	6 Tires 225/70r/19.5	\$2,619.15	
			12 - 2018	1 Steer steel wheel White	\$171.12	\$11,934.83
						\$0.00
			10 - 2019	Steering rack and pump replaced Hahns inv # J046369	\$848.20	
			06 - 2018	4 tires 205/75/14R and Alignment	\$370.17	
			07 - 2015	July 8 - 4 siped 205/75/R14 \$570	\$570.00	\$1,788.37

VEHICLE DESCRIPTION	Odometer reading as of 07/31/2025	TOTAL REPAIR HOURS	Dates	Maintenance Performed for Month of JANUARY 2025 Jobs Exceeding \$150 performed since July 2015 (in Gray) FY 24/25	Cost for Month of January	July 2015 to date CUMULATIVE COST
---------------------	-----------------------------------	--------------------	-------	---	---------------------------	-----------------------------------

VAN #201 (gas) 76,848 0.00
 2015 DODGE CARAVAN ODO
 1-WC, 5 passenger ***
 mileage for the month 292
 \$0.00

			08 - 2024	2 Tires	\$388.97	
			01 - 2024	Replaced faulty battery	\$159.49	
			08 - 2023	Installed new dash and rear cameras	\$409.44	
			09 - 2022	Installed new 2 way radio and GPS	\$387.90	
			04 - 2022	4 225/65/17 tires and alignment	\$544.09	
			08 - 2021	Dealer transmission installed by Hal Invoice # 107306	\$4,190.12	
			02 - 2021	4 Goodyear tires 225/65/17	\$568.55	
			09 - 2020	R&R Battery and negative post connector	\$151.74	
			05 - 2019	Braun recall and lasher dodge air bag repair	\$495.00	
			08 - 2018	4 New tires, Invoice # 66200227328	\$656.19	\$7,951.49
VAN #202 (gas)	85,662	1.50	01 - 2025	PM-A, replaced 2 way radio with spare	\$0.00	

2015 DODGE CARAVAN ODO
 1-WC, 5 passenger ***

Mileage for the Month 1,576
 \$0.00

			06 - 2024	R&R front windshield	\$542.12	
			04 - 2024	Replaced 4 tires	\$388.87	
			09 - 2023	Dash camera installed	\$460.43	
			01 - 2023	Replaced spark plugs and coils	\$241.17	
			09 - 2022	Installed new 2 way radio and GPS	\$387.90	
			10 - 2019	Front rotor and pads	263.74	\$2,284.23

VEHICLE DESCRIPTION	Odometer reading as of 01/31/2025	TOTAL REPAIR HOURS	Dates	Maintenance Performed for Month of JANUARY 2025 Jobs Exceeding \$150 performed since July 2015 (in Gray) FY 24/25	Cost for Month of January	July 2015 to-date CUMULATIVE COST
---------------------	-----------------------------------	--------------------	-------	---	---------------------------	-----------------------------------

VAN #203 (gas)
 2017 DODGE CARAVAN
 1-WC, 5 passenger

84,192

ODO

0.00

Mileage for the Month

429

\$0.00

03 - 2024				R&R 4 tires	\$559.72	
09 - 2023				Dash camera installed	\$460.43	
08 - 2023				Replaced rear brake rotors and pads	\$230.89	
02 - 2023				New transmission - Elk Grove Dodge	\$3,651.03	
02 - 2023				Transmission removal, installation and parts	\$1,430.85	
01 - 2023				Replaced spark plugs and coils	\$248.77	
09 - 2022				Installed new 2 way radio and GPS	\$387.90	
04 - 2022				Glass Doctor windshield replacement #2 Inv. #114779	\$508.97	
02 - 2022				Windshield replaced - Glass Doctor	\$508.97	
10 - 2021				Accident repair North state Auto body - Invoice A7682866	\$2,456.56	
08 - 2021				Front and rear tires installed jackson tires invoice # 1-GS196151	\$467.14	
04 - 2021				R&R Front windshield	\$480.13	\$11,391.36

VEHICLE DESCRIPTION	Odometer reading as of 01/31/2025	TOTAL REPAIR HOURS	Dates	Maintenance Performed for Month of JANUARY 2025 Jobs Exceeding \$150 performed since July 2015 (in Gray) FY 24/25	Cost for Month of January	July 2022 to-date CUMULATIVE COST
VAN #206 2022 Toyota Sienna Hybrid/Gas 3 Passenger-1 W/C Mileage for the Month	18,953 ODO *** 852	0.00			\$0.00	
			01 - 2024	Installed Dash Camera system	\$460.43	\$460.43

VEHICLE DESCRIPTION	Odometer reading as of 01/31/2025	TOTAL REPAIR HOURS	Dates	Maintenance Performed for Month of JANUARY 2025 Jobs Exceeding \$150 performed since July 2015 (in Gray) FY 24/25	Cost for Month of January	July 2020 to-date CUMULATIVE COST
VAN #208 (gas)	316	3.50	01 - 2025	Installed 2 way radio (used)	\$0.00	
2024 V-Ford Transit 350EL	ODO		01 - 2025	New antenna and GPS wires	\$55.34	
Nor-Cal Van	***		01 - 2025	Installed cell phone holder, decals, reflective vest, flashlight, etc	\$37.98	
8 Passenger-2 W/C						
Mileage for the Month	70					
				</		

VEHICLE DESCRIPTION *Automatic tire chains	Odometer reading as of 01/31/2025	TOTAL REPAIR HOURS	Dates	Maintenance Performed for Month of JANUARY 2025 Jobs Exceeding \$150 performed since July 2015 (in Gray) FY 24/25	Cost for Month of January	July 2015 to date CUMULATIVE COST
Bus #302 Diesel	181,213	13.25	01 - 2025	PM-B	\$67.53	
2013 Chevrolet	ODO		01 - 2025	R&R rear brake calipers and pads	\$194.75	
16-passenger 3 w/c	***		01 - 2025	R&R exterior mirror switch and fuse	\$56.61	
Mileage for the Month	1,289		01 - 2025	Battery light on, tested battery, good Opacity Test (CARB)	\$0.00	
			01 - 2025	R&R On-Spot chain swing arm bushing/bolt. Replaced coolant surge tank, flushed cooling system, added newcoolant	\$137.97	
			01 - 2025	Replaced power steering pump/lower radiator hose assembly	\$365.98	
			01 - 2025	1.5 gal DEF	\$8.49	
					\$901.33	
			12 - 2024	Front windshield replacement	\$503.70	
			12 - 2024	Drive tires	\$881.36	
			09 - 2024	R&R 2 batteries	\$328.52	
			09 - 2024	R&R control arm bushings and alignment - Hewitt invoice	\$528.28	
			08 - 2024	KT trucking rebuilt rear differential	\$5,000.00	
			08 - 2024	R&R steer tires	\$433.56	
			05 - 2024	Hahns - engine derating low flow reductant system	\$552.60	
			01 - 2024	R&R drive tires	\$888.72	
			12 - 2023	Replaced leaking brake hydroboost assembly	\$531.73	
			11 - 2023	R&R radiator, belt, 2 idler pulleys and coolant	\$541.43	
			11 - 2023	R&R alternator	\$231.67	
			10 - 2023	Replaced front rotors	\$257.40	
			10 - 2023	Steering shimmy, replaced worn Pitman arm, idler arm, bracket	\$377.07	
			09 - 2023	Emissions repair - Hahns	\$3,004.25	
			05 - 2023	Steer Tires	\$442.20	
			04 - 2023	new body control module - Hahn's for programming, repaired broken wire to dash blower fan	\$409.89	
			03 - 2023	Emissions repair - Hahn's	\$1,549.03	
			02 - 2023	Replaced brake hydroboost	\$506.93	
			11 - 2022	Power control module	\$304.10	
						\$46,572.16

VEHICLE DESCRIPTION *Automatic tire chains	Odometer reading as of 01/31/2025	TOTAL REPAIR HOURS	Dates	Maintenance Performed for Month of JANUARY 2025 Jobs Exceeding \$150 performed since July 2015 (in Gray) FY 24/25	Cost for Month of January	July 2015 to date CUMULATIVE COST
---	-----------------------------------	--------------------	-------	---	---------------------------	-----------------------------------


Bus #303(Gas) 4,018 2.75 01 - 2025 PM-A \$0.00

2023 Ford Glaval E-450 ODO 01 - 2025 Removed bike rack, not needed for DAR bus \$0.00

16-passenger 2 w/c *** 649

Mileage for the Month

\$0.00



12 - 2024

\$525.37

Installed 2-way radio and fare box

\$525.37

VEHICLE DESCRIPTION *Automatic tire chains	Odometer reading as of 01/31/2025	TOTAL REPAIR HOURS	Dates	Maintenance Performed for Month of JANUARY 2025 Jobs Exceeding \$150 performed since July 2015 (in Gray) FY 24/25	Cost for Month of January	July 2017 to-date CUMULATIVE COST
---	-----------------------------------	--------------------	-------	---	---------------------------	-----------------------------------

Bus #403 Diesel

2013 Chevrolet
16-passenger 3 w/c
Mileage for month

219,824
ODO

0

Opacity Test (CARB)

\$70.00

OUT OF SERVICE

\$70.00

10 - 2024	Replaced steer tires	\$442.84
09 - 2024	R&R 3 new drive tires+ 1 used	\$664.26
08 - 2024	R&R steering, gear and pitman arm. Test drove	\$746.44
07 - 2024	R&R A/C compressor. Added oil and 4 lbs R134A	\$456.33
06 - 2024	Emissions repair @ Hahns	\$598.65
05 - 2024	R&R 3 idler pulleys, belt tensioner and the fan blower motor	\$334.56
04 - 2024	KT Trucking inspected rear differential. Replaced rear axle bearings	\$2,366.43
04 - 2024	Replaced all 4 universal joints	\$188.00
03 - 2024	R&R steer tires	\$433.52
02 - 2024	Vehicle derating. Hahns, performed forced regen and cleared codes	\$951.00
01 - 2024	R&R reductant injector, Code not cleared, took to Hahns for evaluation	\$324.52
12 - 2023	Replaced passenger entry door motor and bike rack deployment light	\$266.90
11 - 2023	Main battery replaced	\$164.23
10 - 2023	Hahn's auto HVAC blend door repair	\$993.61
10 - 2023	Replaced steer tires	\$442.30
09 - 2023	Recovered R134a, replaced accumulator dryer filter and orifice tube. Flushed system, replaced bad hose, recharged system	\$149.99
08 - 2023	Left front shock spring tower repair. Dentonies Truck Repair. Inspected under carriage	\$1,350.00
08 - 2023	HVAC controller unit	\$180.99
08 - 2023	R&R radiator	\$482.07

\$51,659.74

VEHICLE DESCRIPTION *Automatic tire chains	Odometer reading as of 01/31/2025	TOTAL REPAIR HOURS	Dates	Maintenance Performed for Month of JANUARY 2025 Jobs Exceeding \$150 performed since July 2015 (in Gray) FY 24/25	Cost for Month of January	July 2015 to- date CUMULATIVE COST
---	---	--------------------------	-------	---	------------------------------	---

Bus #405 (gas)	302,078	4.50	01 - 2025	Replaced damaged rear outer wheel with used	\$0.00	
2009 Ford	ODO		01 - 2025	PM-B	\$0.00	
16-passenger 2 w/c	***		01 - 2025	Checked engine for stored codes, none found	\$0.00	
			01 - 2025	Replaced both turn signal bulbs	\$6.90	
Mileage for the Month	2,187		01 - 2025	Installed cell phone holder	\$10.75	
					\$17.65	

Y

12 - 2024	R&R rear heater motor, tested heater core for leaks	\$160.91
12 - 2024	R&R right rear outer tire. Sidewall damage	\$221.42
11 - 2024	R&R steering gear box, replaced rear heater hoses, + 1.5 qrts fluid	\$315.70
10 - 2024	Replaced steer tires	\$442.84
10 - 2024	R&R #6 spark plug and coil. Replaced leaking heater hose + 5 gal of coolant	\$305.67
09 - 2024	Hewitt alignment R&R upper and low ball joints, sway bar bushings, cam/caster bushings and alignment	\$1,106.24
09 - 2024	R&R rear outer dual tire	\$221.42
09 - 2024	R&R front rotors, brake pads, steering dampener and front wheel seals	\$448.32
08 - 2024	R&R 2 rear tires	\$442.84
05 - 2024	R&R left and right headlight assemblies	\$254.28
04 - 2024	R&R right and left rear calipers and brake pads	\$351.41
12 - 2023	Replaced alternator	\$404.06
05 - 2023	Replaced IB occupied & stow interlock assembly	\$226.33
05 - 2023	R&R turn signal switch OEM	\$261.73
03 - 2023	Replaced multi function switch. 1 new safety belt cutter	\$176.70
01 - 2023	Replaced outer roll stop foot on wheel chair lift	\$156.95

\$39,561.22

VEHICLE DESCRIPTION *Automatic tire chains	Odometer reading as of 01/31/2025	TOTAL REPAIR HOURS	Dates	Maintenance Performed for Month of JANUARY 2025 Jobs Exceeding \$150 performed since July 2015 (in Gray) FY 24/25	Cost for Month of January	July 2015 to-date CUMULATIVE COST
---	---	--------------------------	-------	---	---------------------------------	--

Bus #406 (gas)	115,238	2.00	01 - 2025	R&R left head light with used bulb	\$0.00	
2019 Ford	ODO		01 - 2025	Inspected right rear lower exterior panel damage and led marker light	\$8.56	
16-passenger 2 w/c	***		01 - 2025	Inspected W/C lift	\$0.00	
Mileage for the Month	2,378					

\$8.56

09 - 2024	R&R drive tires	\$885.68
04 - 2024	R&R steer tires	\$442.20
03 - 2024	R&R interior camera	\$371.46
01 - 2024	Replaced drive tires	\$892.92
12 - 2023	R&R Aux and Main battery	\$278.06
09 - 2023	Replaced w/c lift outer roll stop shocks and micro switch	\$155.93
02 - 2023	Replaced 2 steer tires	\$703.51
12 - 2022	4 Drive Tires	\$1,417.02
09 - 2022	Installed new 2 way radio and GPS	\$387.90
05 - 2022	Water pump, belt and coolant	\$211.81
09 - 2021	New Steer tires	\$606.14
08 - 2021	New drive tires installed Jackson tire Invoice # 1-GS195762	\$1,056.02

\$7,417.21

VEHICLE DESCRIPTION *Automatic tire chains	Odometer reading as of 01/31/2025	TOTAL REPAIR HOURS	Dates	Maintenance Performed for Month of JANUARY 2025 Jobs Exceeding \$150 performed since July 2015 (in Gray) FY 24/25	Cost for Month of January	July 2015 to-date CUMULATIVE COST
---	---	--------------------------	-------	---	---------------------------------	--

Bus #407 (gas)

Replaced tires and inspected brake pads

23,483 3.75 01 - 2025

\$1,328.52

2023 Ford Glaval

ODO

PM-B


\$62.07

16-passenger 2 w/c

Mileage for the Month

2,702

\$1,390.59



\$1,390.59

VEHICLE DESCRIPTION *Automatic tire chains	Odometer reading as of 01/31/2025	TOTAL REPAIR HOURS	Dates	Maintenance Performed for Month of JANUARY 2025 Jobs Exceeding \$150 performed since July 2015 (in Gray) FY 24/25	Cost for Month of January	July 2015 to-date CUMULATIVE COST
---	---	--------------------------	-------	---	---------------------------------	--

Bus #408 (gas)

PM-A \$0.00

2024 Ford Glaval


10,494 3.00 01 - 2025

16-passenger 2 w/c

Mileage for the Month

2,317

_____ \$0.00



\$0.00

VEHICLE DESCRIPTION *Automatic tire chains	Odometer reading as of 01/31/2025	TOTAL REPAIR HOURS	Dates	Maintenance Performed for Month of JANUARY 2025 Jobs Exceeding \$150 performed since July 2015 (in Gray) FY 24/25	Cost for Month of January	July 2015 to-date CUMULATIVE COST
---	---	--------------------------	-------	---	---------------------------------	--

Bus #409 (gas)

PM-A \$0.00

2024 Ford Glaval

01 - 2025

9,649

2.75

PM-A

16-passenger 2 w/c

01 - 2025

ODO


\$0.00

Drivers seat arm rest will not adjust - under warranty

Mileage for the Month

2,568

\$0.00



10 - 2024

Installed 2 way radio and used coin vault

\$549.03

\$549.03

VEHICLE DESCRIPTION *Automatic tire chains	Odometer reading as of 01/31/2025	TOTAL REPAIR HOURS	Dates	Maintenance Performed for Month of JANUARY 2025 Jobs Exceeding \$150 performed since July 2015 (in Gray) FY 24/25	Cost for Month of January	July 2015 to-date CUMULATIVE COST
---	---	--------------------------	-------	---	---------------------------------	--

Bus #410 (gas)

2024 Ford Glaval

16-passenger 2 w/c


Mileage for the Month

8,635 3.50 01 - 2025
 ODO 01 - 2025

2,493

PM-B \$62.07
 R&R exhaust hanger \$4.35

\$66.42



10 - 2024

Installed two way radio

\$591.79

\$525.37

VEHICLE DESCRIPTION *Automatic tire chains	Odometer reading as of 01/31/2025	TOTAL REPAIR HOURS	Dates	Maintenance Performed for Month of JANUARY 2025 Jobs Exceeding \$150 performed since July 2015 (in Gray) FY 24/25	Cost for Month of January	July 2015 to-date CUMULATIVE COST
---	---	--------------------------	-------	---	---------------------------------	--

Bus #504 (diesel)

2014 Chevy Glaval

187,573	3.25	01 - 2025	4 new drive tires	\$1,802.95	
ODO		01 - 2025	4 wheel balance	\$207.96	
***		01 - 2025	Opacity Test (CARB)	\$70.00	
552		01 - 2025	W/C lift inspection	\$0.00	
		01 - 2025	R&R bike rack pivot bushings	\$12.22	
					\$2,093.13

12 - 2024			steer tires mounted and balanced on good rims to cure front end shaking	\$319.94	
11 - 2024			Replaced 2 group 31 batteries	\$328.46	
09 - 2024			Front and Rear brake pads	\$313.25	
09 - 2024			R&R multifunction switch and 15 psi surg tank cap	\$225.01	
08 - 2024			11.5 qrts ATF, spin on filter and internal filter	\$157.39	
07 - 2024			Delta truck repair- dash cluster intermittently inop. Alternator over-charging, replaced with rebuilt from shop	\$2,342.95	
04 - 2024			Sent to CUMMINS WEST, could not duplicate problem. Returned to AT	\$773.50	
02 - 2024			Still has hesitation issues, back at Delta Truck	\$447.53	
02 - 2024			Delta found EGR valve plugged. R&R EGR valve pressure sensor, cross pipe, gasket and electrical connectors	\$3,692.72	
11 - 2023			Engine cooling system problem, parts obsolete, upgraded cooling system	\$1,299.57	
09 - 2023			Replaced thermostat and water pump	\$241.24	
11 - 2022			Coolant surge tank plus 10 gallons coolant	\$345.57	
09 - 2022			Installed new 2 way radio and GPS	\$387.90	
08 - 2022			Suspension Repair - Betts Inv.#20531717	\$2,323.23	
07 - 2022			Replaced fan clutch assembly	\$1,214.07	
02 - 2022			R&R Radiator, located leaks in lines and convector to the parking brake system	\$824.24	
09 - 2021			Low power, Fault codes, cleaned fuel system new fuel filter and air filters	\$205.99	
08 - 2021			AC Repaired at Hals auto care invoice #81373	\$882.47	
05 - 2021			intermittent loss of throttle, Delta truck invoice R008136646 ECM issue	\$1,905.28	
04 - 2021			Delta Truck Center Diagnosed and replaced NOX sensor	\$1,367.74	
07 - 2020			R&R Drive tires jackson tire #1-GS183503	\$1,840.66	
					\$42,962.47

VEHICLE DESCRIPTION *Automatic tire chains	Odometer reading as of 01/31/2025	TOTAL REPAIR HOURS	Dates	Maintenance Performed for Month of JANUARY 2025 Jobs Exceeding \$150 performed since July 2015 (in Gray) FY 24/25	Cost for Month of January	July 2015 to-date CUMULATIVE COST
---	---	--------------------------	-------	---	---------------------------------	--

Bus #505 (diesel)

2017 Freightliner

Mileage for the Month

145,959	5.00	01 - 2025	PM-B	\$85.77	
ODO		01 - 2025	Shifter stuck- pinched wire in steering column repaired.	\$0.00	
***		01 - 2025	Opacity test (CARB)	\$70.00	
1,985		01 - 2025	3.4 gal DEF	\$19.24	

\$175.01

12 - 2024			R&R drivers seat shock strut	\$183.57	
11 - 2024			R&R right rear suspension air bag	\$355.78	
09 - 2024			R&R stow kit, roll stop switch and a stow block	\$366.95	
09 - 2024			4 drive tires Replaced 2 rims out of round, new tires dismounted, mounted and rebalanced	\$1,809.72	
09 - 2024				\$790.92	
08 - 2024			11.5 qrts. ATF, 1 internal filter, 1 spin on filter	\$157.39	
08 - 2024			Turbo sensor bad, R&R turbo speed sensor and cleared codes	\$332.76	
08 - 2024			W/C lift inop. R&R control pendant	\$306.15	
06 - 2024			R&R drivers seat shock absorber	\$183.51	
05 - 2024			R&R diesel exhaust fluid heater	\$1,114.00	
04 - 2024			R&R alternator and 1 battery	\$1,550.01	
04 - 2024			Re-cap tires, dismount, mount and balance	\$1,007.12	
03 - 2024			R&R front shocks	\$264.44	
02 - 2024			Instrument cluster bad, Delta Truck replaced	\$2,131.67	
02 - 2024			R&R left automatic chain tray, replaced air filter/windshield wipers	\$157.09	
11 - 2023			R&R turn signal switch	\$164.72	
08 - 2023			Replaced 3 drive tires severely out of balance	\$938.24	
				\$22,155.78	

VEHICLE DESCRIPTION *Automatic tire chains	TOTAL REPAIR HOURS	Dates	Maintenance Performed for Month of JANUARY 2025 Jobs Exceeding \$150 performed since July 2015 (in Gray) FY 24/25	Cost for Month of January	July 2015 to-date CUMULATIVE COST
---	--------------------	-------	---	---------------------------	-----------------------------------

Bus #506 (diesel)	150,176	01 - 2025	Opacity test (CARB)	\$70.00	
2017 FREIGHTLINER	ODO	01 - 2025	Check engine light on, emissions fault - going to Freightliner	\$0.00	

Mileage for The Month

483

OUT OF SERVICE

\$70.00

11 - 2024	11.5 qrts ATF, internal filter and spin on filter	\$157.39
08 - 2024	Front end shake. Replaced king pins, rotor assemblies, spindle, brake pads, oil seals, hub caps, wheel end kits inner and outer	\$3,416.54
06 - 2024	R&R steering gear box, wobble stills exists	\$1,044.17
06 - 2024	R&R rear rotors, front right oil seals 2 wheel studs, 1 lug nut, gear oil	\$210.49
05 - 2024	R&R front shocks, replaced front wheels w/new tires, shimmy problem still	\$264.44
05 - 2024	Front and rear end alignment with bushing inspection - Hewitt	\$334.24
04 - 2024	Front brake shake, sent to Betts Truck	\$170.00
04 - 2024	R&R right front steer tire	\$424.26
03 - 2024	R&R front rotors, wheel seals and gear oil	\$527.04
03 - 2024	4 wheels balanced	\$159.96
03 - 2024	New drive tires	\$1,484.04
02 - 2024	Replaced upper and lower rear sway bar bushings	\$194.28
02 - 2024	Steer Tires	\$809.42
12 - 2023	PM-B	\$181.16
12 - 2023	Replaced front brake pads, rotors, seals and R/S bearings	\$516.73
10 - 2023	Replaced turbo charger, actuator and calibrated	\$1,790.25

\$26,125.15

VEHICLE DESCRIPTION *Automatic tire chains	Odometer reading as of 01/31/2025	TOTAL REPAIR HOURS	Dates	Maintenance Performed for Month of JANUARY 2025 Jobs Exceeding \$150 performed since July 2015 (in Gray) FY 24/25	Cost for Month of January	July 2015 to-date CUMULATIVE COST
---	---	--------------------------	-------	---	---------------------------------	--

Bus #507 (diesel)

2017 FREIGHTLINER

	188,212	6.75	01 - 2025	PM-A	\$0.00	
	ODO		01 - 2025	ABS light on. Cleaned ABS sensors and test drove. Light off	\$0.00	
	***		01 - 2025	Opacity test (CARB)	\$70.00	
	4,171		01 - 2025	24" wiper blade	\$4.77	
			01 - 2025	Bike rack pivot bushings	\$12.22	
			01 - 2025	Installed cell phone holder	\$10.75	
			01 - 2025	5.4 gal DEF	\$30.56	
			01 - 2025	3.5 gal DEF	\$19.91	
			01 - 2025	4.2 gal DEF	\$23.77	
					\$171.98	

Mileage for the Month

12 - 2024				R&R fan clutch	\$346.22	
12 - 2024				Check engine light-emissions. Delta truck diagnosed EGR cooler bad, replaced cooler-flushed system	\$6,564.52	
11 - 2024				R&R left rear suspension air bag	\$355.78	
10 - 2024				Steer Tires	\$904.86	
09 - 2024				R&R multifunction switch	\$189.37	
09 - 2024				R&R electric hydro-booster motor for the brake assist	\$162.39	
08 - 2024				11.5 qrts. ATF, internal filter and spin on filter	\$157.39	
08 - 2024				Replaced turbo charger actuator and calibrated	\$1,784.54	
07 - 2024				R&R drive tires/used recaps in stock R&R one tire chain tray	\$161.58	
07 - 2024				R&R recaps with new tires. Bus vibrated and shimmed with recaps	\$1,610.63	
05 - 2024				Front end oil seal, inner/outer race, bearings/gear oil, rear brake pads	\$308.13	
05 - 2024				R&R broken destination sign glass, replaced drivers seat w/good used one	\$469.37	
01 - 2024				Repaired leaking heater hose, replaced leaking air valve to parking brake	\$159.93	
11 - 2023				Replaced rear floor heater core, added coolant	\$150.00	
11 - 2023				R&R HVAC blower motor, fan and in cab filter	\$217.23	
10 - 2023				Replaced front calipers and brake pads	\$341.19	
10 - 2023				Charged and tested batteries, replaced 1 group 31 battery	\$163.75	\$31,969.73

VEHICLE DESCRIPTION *Automatic tire chains	Odometer reading as of 01/31/2025	TOTAL REPAIR HOURS	Dates	Maintenance Performed for Month of JANUARY 2025 Jobs Exceeding \$150 performed since July 2015 (in Gray) FY 24/25	Cost for Month of January	July 2015 to-date CUMULATIVE COST
Bus #508 (diesel)	158,237	3.50	01 - 2025	PM-B	\$85.75	
2017 Freightliner	ODO		01 - 2025	Opacity test (CARB)	\$70.00	
Mileage for the Month	1,663		01 - 2025	Installed bus accessories, cell phone holder, new trash can, etc	\$22.10	
			01 - 2025	3.2 gal DEF	\$18.11	
						\$195.96
			11 - 2024	R&R fan clutch, ball valve-rear heater, sway bar pivot arm bushings	\$519.75	
			10 - 2024	Replaced interlock circuit board	\$502.02	
			10 - 2024	Replaced in pan filter, spinner on filter and 11.5 qrts. ATF	\$157.66	
			07 - 2024	R&R driver seat shock dampener	\$183.57	
			06 - 2024	Delta Truck, transmission codes,unable to fix. Recommended take to Allison Trans. Repair shop	\$443.94	
			06 - 2024	AG transmission repair	\$680.44	
			05 - 2024	R&R water pump and fuel sending unit	\$362.99	
			03 - 2024	Front end wobble, turned rotors bad. Replaced rotors with new ones and brake pads, right wheel seal	\$1,641.20	
			03 - 2024	Front end shake.Sent to Betts. R&R front leaf spring bushings and alignment.	\$2,214.38	
			02 - 2024	Problem persists, sent back to Betts Balance 4 rear wheels	\$159.96	
			01 - 2024	Replaced front brake rotors and wheel seals.	\$192.30	
			01 - 2024	Replaced rear rotors, seals, bearings and brake pads	\$684.88	
			01 - 2024	Replaced turbo actuator and calibrated	\$1,912.31	
			01 - 2024	Replaced drive tires	\$1,545.10	
			11 - 2023	R&R brake hydro booster and 1 LED light bulb on dash	\$1,003.95	
			10 - 2023	Replaced leaking coolant surge tank	\$305.93	\$24,677.23

VEHICLE DESCRIPTION *Automatic tire chains	Odometer reading as of 01/31/2025	REPAIR HOURS	Dates	Maintenance Performed for Month of JANUARY 2025 Jobs Exceeding \$150 performed since July 2015 (in Gray) FY 24/25	Cost for Month of January	July 2015 to- date CUMULATIVE COST
TOTALS	33,036	65			\$ 5,459	\$ 323,689



OUT OF SERVICE

- 2013 Chevy Diesel Bus 401 Unrepairable - to be auctioned
- 2013 Chevy Diesel Bus 402 Unrepairable - to be auctioned
- 2013 Chevy Diesel Bus 301 Unrepairable - to be auctioned

PERFORMANCE SUMMARY
January 2025

	Jul-24	Aug-24	Sep-24	Oct-24	Nov-24	Dec-24	Jan-25	YEAR TO-DATE	Last FY 23/24 to Date
RIDERSHIP-FIXED ROUTE/DAR									
FIXED ROUTE & DAR TRIPS	3,463	3,787	3,314	3,748	3,101	3,542	3,716	24,671	21,384
SENIORS	207	174	214	202	184	250	201	1,432	1,713
DISABLED	2,146	2,604	2,061	2,466	2,072	2,291	2,390	16,030	11,808
WHEELCHAIR	196	197	0	180	162	185	197	1,117	977
%SENIORS / DISABLED	74%	79%	69%	76%	78%	77%	75%	75%	68%
YOUTH	66	173	157	191	144	168	206	1,105	1,014
%YOUTH	2%	5%	5%	5%	5%	5%	6%	4%	5%
BIKES	44	17	21	24	16	5	4%	127	119
OPERATIONS									
TOTAL SERVICE DAYS	24	22	20	22	19	20	21	148	146
VEHICLE SERVICE HOURS	829	1,608	1,070	1,653	1,031	1,085	1,115	8,391	7226
TRIPS PER HOUR	4.2	2.4	3.1	2.3	3.0	3.3	3.3	2.9	3.0
VEHICLE SERVICE MILES	24,286	24,105	21,402	24,270	19,716	20,783	21,738	156,300	142,358
VEHICLE NON-REVENUE MILES	1,880	2,010	2,046	2,214	2,066	2,167	2,042	14,425	12,710
TRIPS PER MILE	0.14	0.16	0.15	0.15	0.16	0.17	0.17	0.16	0.15
COSTS									
MONTHLY EXPENSES (Operating Costs)	\$164,183	\$153,317	\$180,660	\$193,923	\$180,519	\$148,539	\$187,023	\$1,208,164	\$1,190,080
COST PER TRIP	\$47.41	\$40.49	\$54.51	\$51.74	\$58.21	\$41.94	\$50.33	\$48.97	\$55.65
COST PER MILE	\$6.76	\$6.36	\$8.44	\$7.99	\$9.16	\$7.15	\$8.60	\$7.73	\$8.36
COST PER HOUR	\$198.05	\$95.35	\$168.84	\$117.32	\$175.09	\$136.90	\$167.73	\$143.98	\$164.69
REVENUE									
FIXED ROUTE/DAR FAREBOX REVENUE	\$8,203	\$12,740	\$7,297	\$8,771	\$6,666	\$6,863	\$8,142	\$58,682	\$62,655
ADVERTISING SALES	\$3,625	\$3,700	\$3,848	\$2,688	\$3,789	\$6,175	\$6,470	\$30,295	\$24,226
TOTAL FAREBOX RATIO	8.21%	12.12%	6.98%	6.72%	6.46%	9.28%	8.61%	8.21%	8.16%
SACRAMENTO ROUTE									
TRIPS	216	221	209	270	187	214	229	1,546	1602
SENIORS	73	37	48	53	46	60	66	383	608
DISABLED	11	6	19	33	22	11	17	119	81
WHEELCHAIR	1	1	0	0	0	0	1	3	4
%SENIORS / DISABLED	39%	20%	32%	32%	36%	33%	37%	33%	43%
YOUTH	11	23	48	21	17	13	22	155	53
%YOUTH	5%	10%	23%	8%	9%	6%	10%	10%	3%
BIKES	0	0	1	0	0	1	0	2	2
VEHICLE SERVICE HOURS	146	159	147	162	133	152	157	1,056	1049.47
TRIPS PER HOUR	1.5	1.4	1.4	1.7	1.4	1.4	1.5	1.5	1.5
VEHICLE SERVICE MILES	4,064	4,052	3,657	4,033	3,308	3,714	3,857	26,685	26,185
VEHICLE NON-REVENUE MILES	134	134	122	134	110	122	128	884	872
TRIPS PER MILE	0.05	0.05	0.06	0.07	0.06	0.06	0.06	0.06	0.06
OPERATING COST									
(Amador City to Sac City Line)									
COST PER TRIP	\$3,826	\$3,826	\$3,478	\$3,826	\$3,304	\$3,478	\$3,652	\$25,390	\$24,868
COST PER MILE	\$17.71	\$17.31	\$16.64	\$14.17	\$17.67	\$16.25	\$15.95	\$16.42	\$15.52
COST PER HOUR	\$0.94	\$0.94	\$0.95	\$0.95	\$1.00	\$0.94	\$0.95	\$0.95	\$0.95
COST PER MILE (inc. TICKET SALES)	\$26.21	\$24.06	\$23.66	\$23.62	\$24.84	\$22.88	\$23.26	\$24.04	\$23.70
FAREBOX REV. (inc. TICKET SALES)	\$690	\$632	\$569	\$780	\$418	\$419	\$514	\$4,022	\$3,895
SAC CONTRACT REVENUE	\$7,948	\$8,614	\$9,394	\$8,066	\$8,923	\$0	\$7,603	\$50,548	\$53,150

AMADOR TRANSIT
STATEMENT OF NET POSITION
As of January 31, 2025

	<u>Jan 31, 25</u>
ASSETS	
Current Assets	
Checking/Savings	
11100 · 3670 NewWF Checking - Operating	38,567.35
11200 · 8794 Wells Fargo Savings Res	337,253.75
11300 · 8802 Wells Fargo Savings-Grants	30,911.73
Total Checking/Savings	<u>406,732.83</u>
Accounts Receivable	
12035 · CRSSA 5310	84,348.36
12040 · 5311 Cares	311,252.00
Total Accounts Receivable	<u>395,600.36</u>
Other Current Assets	
13000 · Pre-Paid expenses	
13100 · Prepaid Insurance	4,638.55
13200 · Pre-Paid IT Service Contract	22,694.18
Total 13000 · Pre-Paid expenses	<u>27,332.73</u>
Total Other Current Assets	<u>27,332.73</u>
Total Current Assets	829,665.92
Fixed Assets	
15100 · LAND	254,026.00
15200 · BUILDING	2,420,401.21
15300 · EQUIPMENT	
15500 · COMPUTERS AND SOFTWARE	28,356.46
15300 · EQUIPMENT - Other	192,785.38
Total 15300 · EQUIPMENT	<u>221,141.84</u>
15400 · Buses	
15450 · Bus Equipment	23,986.01
Total 15400 · Buses	23,986.01
16000 · ACCUMULATED DEPRECIATION	(2,904,847.00)
Total Fixed Assets	<u>14,708.06</u>
TOTAL ASSETS	<u><u>844,373.98</u></u>
LIABILITIES & EQUITY	
Liabilities	
Current Liabilities	756,294.71

AMADOR TRANSIT
STATEMENT OF NET POSITION
As of January 31, 2025

	<u>Jan 31, 25</u>
Long Term Liabilities	
22400 · Pension Liability	1,163,988.00
26100 · Deferred Inflow Pension	313,673.00
	<hr/>
Total Long Term Liabilities	1,477,661.00
	<hr/>
Total Liabilities	2,233,955.71
	<hr/>
TOTAL LIABILITIES & EQUITY	2,233,955.71
	<hr/> <hr/>

10:53 AM
02/27/25

AMADOR TRANSIT
Annual Budget vs. Actual
January 2025 58% of FY

Accrual Basis

	Jul '24 - Jan 25	Budget	\$ Over Budget	% of Budget
Ordinary Income/Expense				
Income				
41000 · FARE REVENUE	32,302.73	45,000.00	-12,697.27	71.8%
41100 · FIXED ROUTE REVENUE	25,205.39	42,000.00	-16,794.61	60.0%
41200 · DIAL-A-RIDE REVENUE				
Total 41000 · FARE REVENUE	57,508.12	87,000.00	-29,491.88	66.1%
42000 · NON-FARE REVENUES				
41300 · SACRAMENTO SERV.CONTRACT	42,900.94	85,000.00	-42,099.06	50.5%
41350 · LCTOP Operating Funds	109,214.00	109,214.00	0.00	100.0%
42100 · LOCAL TRANSP FUND(LTF)	377,729.29	543,325.00	-165,595.71	69.5%
42250 · SGR Funds	23,881.00	68,502.00	-44,621.00	34.9%
42270 · 5339(a) FLEET REIMBURSEMENT	152,630.00	152,630.00	0.00	100.0%
42300 · 5311 Operating Assistance	0.00	317,477.00	-317,477.00	0.0%
42315 · 5311 CRRSAA Act 2021	0.00	186,971.00	-186,971.00	0.0%
42400 · 5310 Expanded Mobility	111,663.46	111,663.00	0.46	100.0%
42500 · ADVERTISING CONTRACT	26,668.75	58,333.00	-31,664.25	45.7%
42700 · STA -Capital Allocation				
42701 · STA - Capital Depreciation	106,521.00	493,058.00	-386,537.00	21.6%
Total 42700 · STA -Capital Allocation	106,521.00	493,058.00	-386,537.00	21.6%
42705 · STA FUNDS - OPERATING ASSIST.	0.00	130,050.00	-130,050.00	0.0%
Total 42000 · NON-FARE REVENUES	951,837.71	2,256,223.00	-1,304,385.29	42.2%
Total Income	1,009,345.83	2,343,223.00	-1,333,877.17	43.1%
Gross Profit	1,009,345.83	2,343,223.00	-1,333,877.17	43.1%
Expense				
50010 · LABOR				
50100 · SALARIES & WAGES - Fixed Route	199,900.67	318,773.00	-118,872.33	62.7%
50200 · SALARIES & WAGES - DAR	99,190.02	137,751.00	-38,560.98	72.0%
50300 · MAINT.& FACILITIES WAGES	108,835.07	174,069.00	-65,233.93	62.5%
50400 · ADMINISTRATIVE WAGES	168,587.51	316,623.00	-148,035.49	53.2%

10:53 AM
02/27/25

AMADOR TRANSIT
Annual Budget vs. Actual
January 2025 58% of FY

Accrual Basis

	Jul '24 - Jan 25	Budget	\$ Over Budget	% of Budget
50500 · OTHER SALARIES & WAGES	77,824.42	125,343.00	-47,518.58	62.1%
Total 50010 · LABOR	654,337.69	1,072,559.00	-418,221.31	61.0%
51000 · BENEFITS				
51100 · FICA	9,990.88	15,000.00	-5,009.12	66.6%
51150 · PENSION PLAN (CalPERS)	109,012.23	182,927.00	-73,914.77	59.6%
51200 · MEDICAL PLAN	34,691.26	63,000.00	-28,308.74	55.1%
51260 · DENTAL PLAN	5,163.63	8,550.00	-3,386.37	60.4%
51300 · VISION PLAN	723.22	1,250.00	-526.78	57.9%
51350 · WORKERS COMP INS	39,574.00	87,000.00	-47,426.00	45.5%
51420 · DISABILITY INSURANCE	6,549.49	9,000.00	-2,450.51	72.8%
51450 · UNEMPLOYMENT INSURANCE	1,739.69	4,000.00	-2,260.31	43.5%
51600 · UNIFORMS/WORK CLOTHES ALLOW	2,480.48	2,900.00	-419.52	85.5%
51650 · OTHER BENEFITS	1,156.42	2,000.00	-843.58	57.8%
Total 51000 · BENEFITS	211,081.30	375,627.00	-164,545.70	56.2%
52000 · SERVICES & USER FEES				
52100 · VEHICLE TECH SERV-OUTSOURCE	19,984.30	35,000.00	-15,015.70	57.1%
52150 · PROPERTY MAINTENANCE SERVICES	3,600.47	7,500.00	-3,899.53	48.0%
52250 · LEGAL COUNSEL	36,599.80	5,000.00	31,599.80	732.0%
52300 · ADVERTISING & MARKETING	7,374.81	14,262.00	-6,887.19	51.7%
52350 · LEGAL NOTICES	0.00	100.00	-100.00	0.0%
52400 · SOFTWARE MAINTENANCE FEES	11,959.98	15,850.00	-3,890.02	75.5%
52420 · DRUG & ALCOHOL SERVICES	3,473.00	3,750.00	-277.00	92.6%
52500 · FACILITY SECURITY SYSTEM	3,609.46	4,250.00	-640.54	84.9%
52550 · GSA COST ALLOC-(POSTAGE/PRINT)	382.30	500.00	-117.70	76.5%
52600 · PROFESSIONAL & TECH SERVICES	7,052.21	10,000.00	-2,947.79	70.5%
52610 · Fees Bank, Merchant, Service	574.02	800.00	-225.98	71.8%
Total 52000 · SERVICES & USER FEES	94,610.35	97,012.00	-2,401.65	97.5%
53000 · MATERIALS & SUPPLIES CONSUMED				
53100 · FUEL	113,071.16	190,000.00	-76,928.84	59.5%
53150 · TIRES	14,308.66	24,000.00	-9,691.34	59.6%
53200 · LUBRICATION	2,369.02	3,500.00	-1,130.98	67.7%

10:53 AM
02/27/25

AMADOR TRANSIT
Annual Budget vs. Actual
January 2025 58% of FY

Accrual Basis

	Jul '24 - Jan 25	Budget	\$ Over Budget	% of Budget
53250 · TOOLS	562.62	1,200.00	-637.38	46.9%
53300 · VEHICLE MAINT-REPAIR PARTS	26,288.77	45,000.00	-18,711.23	58.4%
53350 · SHOP SUPPLIES (Consumables)	1,691.23	4,500.00	-2,808.77	37.6%
53400 · VEHICLE ACCESSORIES	525.62	750.00	-224.38	70.1%
53425 · TOWING	1,375.00	2,000.00	-625.00	68.8%
53450 · FACILITIES MAINT/REPAIR PARTS	3,477.00	4,000.00	-523.00	86.9%
53500 · TRANSIT CENTER SUPPLIES	373.54	500.00	-126.46	74.7%
53550 · OFFICE SUPPLIES	2,931.74	4,500.00	-1,568.26	65.1%
53650 · PRINTING (Schedules, Brochures)	0.00	3,000.00	-3,000.00	0.0%
53670 · COMPUTER PROGRAM & SUPPLIES	19.00	400.00	-381.00	4.8%
53700 · SAFETY & EMERGENCY SUPPLIES	764.61	1,600.00	-835.39	47.8%
53750 · OTHER MATERIALS & SUPPLIES	317.56	600.00	-282.44	52.9%
Total 53000 · MATERIALS & SUPPLIES CONSUM...	168,075.53	285,550.00	-117,474.47	58.9%
54000 · UTILITIES				
54100 · AT WATER/SEWER/GARBAGE	3,852.23	5,000.00	-1,147.77	77.0%
54200 · AT -PGE/NATURAL GAS	1,741.25	1,800.00	-58.75	96.7%
54300 · TRANSIT CTRWATER/SEWER/GARB	2,061.63	3,500.00	-1,438.37	58.9%
54400 · TRANSIT CENTER-PGE	747.70	1,100.00	-352.30	68.0%
54500 · OFFICE PHONES/INTERNET/CELL	8,109.47	11,200.00	-3,090.53	72.4%
Total 54000 · UTILITIES	16,512.28	22,600.00	-6,087.72	73.1%
56000 · CASUALTY & LIABILITY COSTS				
56100 · LIABILITY & PROPERTY DAMAGE INS	119,219.15	150,000.00	-30,780.85	79.5%
Total 56000 · CASUALTY & LIABILITY COSTS	119,219.15	150,000.00	-30,780.85	79.5%
58000 · MISCELLANEOUS (NEW)				
58050 · DUES & SUBSCRIPTIONS	2,774.23	2,300.00	474.23	120.6%
58200 · TRAVEL & MEETINGS	566.06	800.00	-233.94	70.8%
58300 · SAFETY PROGRAM	202.50	750.00	-547.50	27.0%
58400 · TRAINING-Seminars & Materials	540.94	1,000.00	-459.06	54.1%
58450 · CDL/ DOT MED/BkGrnd Checks	1,073.43	1,750.00	-676.57	61.3%
58500 · Penalties/Late Fees	9.22	50.00	-40.78	18.4%
58600 · Other Miscellaneous	-2,018.01	350.00	-2,368.01	-576.6%

10:53 AM
02/27/25

AMADOR TRANSIT
Annual Budget vs. Actual
January 2025 58% of FY

Accrual Basis

	Jul '24 - Jan 25	Budget	\$ Over Budget	% of Budget
Total 58000 · MISCELLANEOUS (NEW)	1,451.44	7,000.00	-5,548.56	20.7%
59000 · LEASES / RENTALS				
59100 · Leases & Rentals	12,319.75	10,000.00	2,319.75	123.2%
Total 59000 · LEASES / RENTALS	12,319.75	10,000.00	2,319.75	123.2%
Total Expense	1,277,607.49	2,020,348.00	-742,740.51	63.2%
Net Ordinary Income	-268,261.66	322,875.00	-591,136.66	-83.1%
Other Income/Expense				
Other Expense				
60000 · CAPITAL DEPRECIATION ALLOCATION				
60125 · Cap.Reserve-Equip.Depreciation	33,946.59	25,524.00	8,422.59	133.0%
60150 · Cap.Reserve-Buildg.Depreciation	2,087.02	48,727.00	-46,639.98	4.3%
60175 · Cap.Reserve-Fleet Depreciation	446,055.70	157,784.00	288,271.70	282.7%
Total 60000 · CAPITAL DEPRECIATION ALLOCATI...	482,089.31	232,035.00	250,054.31	207.8%
Total Other Expense	482,089.31	232,035.00	250,054.31	207.8%
Net Other Income	-482,089.31	-232,035.00	-250,054.31	207.8%
Net Income	-750,350.97	90,840.00	-841,190.97	-826.0%

Comments on Amador Transit:

02-27-2025

I have been riding the transit bus for close to a year and use the upcountry route. Besides the usual reasons for taking the bus (no vehicle or fuel, cheaper than driving, less stress / no traffic to deal with) the bus schedule works very well with my employment hours.


The drivers are always courteous, friendly and concerned about the passengers. Our safety is of utmost concern and look for us "regulars" if they do not see us at our stops. They drive safely and within the speed limits. The drivers go out of their way to assist the passengers. If a passenger needs to make a connection with another bus, if needed, the driver will radio ahead and let the next driver know.

The office staff is wonderful. Friendly, professional and very patient. When I was attempting to get somewhere different, the best route was selected for me to use. Payments over the phone and delivery of my monthly pass through a driver is never a problem.

As far as any suggestions, there are times I would like to have additional eastbound route times. At this time, I do not have a need for other stops. My coworker wanted to take the bus from lone to Jackson but it turned out it would take her over an hour to get to work.

Amador Transit is a valuable asset to the community. It gets people to work, school, medical appointments, shopping, and visiting friends. Your service helps shut-ins, disabled persons and senior citizens get out and about. It affords people to connect with others. People depend on your services as life line to help them do the things they need to get done.

Thank you for your service.

A handwritten signature in blue ink that reads "R Susoeff". The signature is written in a cursive style with a large, looped "R" and a long, sweeping tail.

Robin Susoeff

209-304-8377



Caitlyn Williams

Our bus driver, Travis, has been amazing through all of this. Also, our local transit system has been reliable and gets my kids to school on time, no matter what! I know this isn't an option for everyone, just wanted to give a shout out to our bus drivers and Amador Transit

4h Care Reply

1



Amador Transit Customer Contact Record

Customer Info.	Name	Leroy Lackey and Joanne	
Sex	Street	12405 Tabernash Rd. Lackey	
(M) F	City	Pine Grove	Zip 95065
	Telephone	209-250-4337	
	Email	mllackey@gmail.com	
	Recorder's Initials	[Signature]	
Incident Data	Location		
	Date	2/20/25	
	Time	11:30	
	Coach	409	Run 242
	Driver	Alex Reed	

Date Received:	2/20/25	Date of Answer:	~1A
Received Via	Answer Needed	Kind of Contact	
<input type="checkbox"/> Email	<input type="checkbox"/> Written	<input type="checkbox"/> Complaint/Concern	
<input type="checkbox"/> Mail	<input type="checkbox"/> Email	<input checked="" type="checkbox"/> Compliment	
<input checked="" type="checkbox"/> Telephone	<input type="checkbox"/> Verbal	<input type="checkbox"/> Suggestion	
<input type="checkbox"/> In Person	<input checked="" type="checkbox"/> No Answer Needed	<input type="checkbox"/> Service Request	

Complaint Category

Operations	Service	Maintenance
<input type="checkbox"/> Discourteous Conduct	<input type="checkbox"/> Advertising	<input type="checkbox"/> Vandalism
<input type="checkbox"/> Reckless Driving	<input type="checkbox"/> Headway	<input type="checkbox"/> Neglect
<input type="checkbox"/> Early	<input type="checkbox"/> Timetables/Maps	<input type="checkbox"/> Poor Work
<input type="checkbox"/> Late	<input type="checkbox"/> Wrong Verbal or Phone Information	<input type="checkbox"/> Other
<input type="checkbox"/> Missed Stop	<input type="checkbox"/> Ticket/Pass Sale	
<input type="checkbox"/> Boarding	<input type="checkbox"/> Fare Protest	
<input type="checkbox"/> Alighting	<input type="checkbox"/> Route Protest	
<input type="checkbox"/> Bus Did Not Show	<input type="checkbox"/> Facilities Locations (Stops, Signs, Shelters)	Equipment
<input type="checkbox"/> Off Route	<input type="checkbox"/> Transfer Time Protest	<input type="checkbox"/> Dirty Equipment
<input type="checkbox"/> Wrong Signage	<input type="checkbox"/> Overload	<input type="checkbox"/> Faulty Equipment (Emissions, Noise, etc.)
<input type="checkbox"/> Disturbance	<input type="checkbox"/> Scheduling Protest	<input type="checkbox"/> Other
<input type="checkbox"/> Alcohol or Drugs	<input type="checkbox"/> Other	
<input type="checkbox"/> Poor Appearance		
<input type="checkbox"/> Wrong Information		

Customer's Remarks:

"Alex is a complete joy to be around and does the job of 30 people. She is kind and always helpful. She means so much to them being they're in their 80's he Operator's Reply: just wanted to call and tell us that Alex is great!"



Serving Amador County Since 1977

DATE: March 6, 2025

TO: Amador Transit Board of Directors

FROM: Patricia M. Amarant, General Manager

SUBJECT: 2025 APPOINTMENT OF COMMITTEE OFFICERS

RECOMMENDATION: APPOINTMENT OF COMMITTEE OFFICERS

It is past practice for the Board of Directors to elect new officers during their February meeting to serve for the 2025 calendar year. The Chairman's committee appointments can be announced during the Board meeting. The lists of Committee Assignments for 2024 are enclosed for your convenience.

AMADOR TRANSIT
2024 COMMITTEE APPOINTMENTS
February 1, 2024

Administrative Committee (normally the Chair and Vice Chair)

Chairman Crew and Vice Chairman McLean

Finance Committee

Director Plasse and Director Riordan

Personnel Committee

Chairman Crew and Director Bragstad

Employee MOU Negotiation Committee

Chairman Crew and Vice Chairman McLean

Directors may attend any committee meetings provided such does not create a quorum.



TO: AT BOARD OF DIRECTORS
FROM: Patricia M. Amarant, General Manager
DATE: March 6, 2025
RE: LCTOP Grant Application due April 24, 2025

The Upcountry Pioneer DAR service has been successful in increasing ridership by accessing more upcountry residents who would otherwise not have available transportation into Jackson - Sutter Creek. The LCTOP grant program allows viable projects for continuous funding up to 5 years, in this case, AT's Dial-A-Ride service to Pioneer. The SCO funding allocation for FY24-25 is **\$106,006**.


AT is proposing a submittal of 2 projects:

1. May 2024, the ACTC board approved directing AT to apply for **\$5,000** of FY24-25 LCTOP funds for bus vouchers to be made available to patients requiring dialysis transportation to the new Jackson Dialysis center.
2. The remaining **\$101,006** funds are to fund the ongoing Upcountry Pioneer DAR service for the fourth consecutive year.

Staff requests board consent authorizing AT to submit the 2 proposed projects for the FY 24/25 LCTOP Grant.

**STATE CONTROLLER'S OFFICE
LOW CARBON TRANSIT OPERATIONS PROGRAM
ELIGIBLE ALLOCATION FISCAL YEAR 2024-25 SUMMARY**

Regional Entity	PUC 99313 Fiscal Year 2024-25 Eligible Allocation	PUC 99314 Fiscal Year 2024-25 Eligible Allocation	Total Fiscal Year 2024-25 Eligible Allocation
	A	B	C= (A + B)
Metropolitan Transportation Commission	\$ 19,614,875	\$ 54,192,959	\$ 73,807,834
Sacramento Area Council of Governments	5,129,210	1,752,746	6,881,956
San Diego Association of Governments	2,459,899	602,434	3,062,333
San Diego Metropolitan Transit System	6,046,677	2,480,331	8,527,008
Tahoe Regional Planning Agency	279,814	15,981	295,795
Alpine County Transportation Commission	3,047	228	3,275
Amador County Transportation Commission	102,383	3,623	106,006
Butte County Association of Governments	532,266	28,832	561,098
Calaveras County Local Transportation Commission	115,904	1,410	117,314
Colusa County Local Transportation Commission	56,200	2,501	58,701
Del Norte County Local Transportation Commission	68,094	3,631	71,725
El Dorado County Local Transportation Commission	450,811	30,721	481,532
Fresno County Council of Governments	2,629,775	472,909	3,102,684
Glenn County Local Transportation Commission	74,275	2,114	76,389
Humboldt County Association of Governments	344,026	58,172	402,198
Imperial County Transportation Commission	472,696	44,086	516,782
Inyo County Local Transportation Commission	48,737	0	48,737
Kern Council of Governments	2,352,871	143,699	2,496,570
Kings County Association of Governments	394,498	15,720	410,218
Lake County/City Council of Governments	173,179	8,857	182,036
Lassen County Local Transportation Commission	72,881	3,318	76,199
Los Angeles County Metropolitan Transportation Authority	25,392,529	33,500,890	58,893,419
Madera County Local Transportation Commission	411,820	13,521	425,341
Mariposa County Local Transportation Commission	43,852	1,296	45,148
Mendocino Council of Governments	231,270	17,003	248,273
Merced County Association of Governments	742,598	35,225	777,823
Modoc County Local Transportation Commission	21,929	1,911	23,840
Mono County Local Transportation Commission	33,242	50,142	83,384
Transportation Agency for Monterey County	1,131,110	348,646	1,479,756
Nevada County Local Transportation Commission	258,930	12,289	271,219
Orange County Transportation Authority	8,144,028	2,925,753	11,069,781
Placer County Transportation Planning Agency	823,895	117,316	941,211
Plumas County Local Transportation Commission	48,699	7,581	56,280
Riverside County Transportation Commission	6,312,864	1,029,514	7,342,378
Council of San Benito County Governments	170,212	2,688	172,900
San Bernardino County Transportation Authority	5,638,394	1,193,958	6,832,352
San Joaquin Council of Governments	2,045,568	458,191	2,503,759
San Luis Obispo Area Council of Governments	719,765	49,803	769,568
Santa Barbara County Association of Governments	1,146,641	289,849	1,436,490
Santa Cruz County Transportation Commission	678,675	619,361	1,298,036
Shasta Regional Transportation Agency	463,169	24,108	487,277
Sierra County Local Transportation Commission	8,196	315	8,511
Siskiyou County Local Transportation Commission	112,200	4,817	117,017
Stanislaus Council of Governments	1,418,350	80,568	1,498,918
Tehama County Transportation Commission	166,218	3,455	169,673
Trinity County Transportation Commission	41,136	1,353	42,489
Tulare County Association of Governments	1,237,869	129,756	1,367,625
Tuolumne County Transportation Council	140,627	3,608	144,235
Ventura County Transportation Commission	2,129,456	348,170	2,477,626
State Totals	\$ 101,135,360	\$ 101,135,359	\$ 202,270,719



MALIA M. COHEN
CALIFORNIA STATE CONTROLLER

February 13, 2025

County Auditors
Transportation Planning Agencies
County Transportation Commissions
San Diego Metropolitan Transit System

SUBJECT: Low Carbon Transit Operations Program

Pursuant to Health and Safety Code section 39719(b)(1)(B), the State Controller's Office shall allocate five percent of the annual proceeds from the Greenhouse Gas Reduction Fund to the Low Carbon Transit Operations Program. The allocation is made according to the requirements of the Low Carbon Transit Operations Program and pursuant to the distribution formula in sections 99312(b) or (c), 99313, and 99314 of the Public Utilities Code. Enclosed is a schedule that provides the amounts available for the Fiscal Year 2024-25 Low Carbon Transit Operations Program.

Please contact Lucas Rasmussen by telephone at (916) 323-1374 or by email at LRasmussen@sco.ca.gov with any questions or for additional information.

Sincerely,

Evelyn
Calderon-Yee

Digitally signed by Evelyn
Calderon-Yee
Date: 2025.02.13 07:56:39
-08'00'

Evelyn Calderon-Yee
Bureau Chief, Bureau of Payments

Enclosure

AMADOR TRANSIT

Expenditure Transaction Detail By Account

January 29 through February 28, 2025

Date	Name	Memo	Amount
51000 ☐BENEFITS			
51150 ☐PENSION PLAN (CalPERS)			
02/14/2025	CalPERS	1899375431	201.17
02/14/2025	CalPERS	1899375431	6,687.58
Total 51150 ☐PENSION PLAN (CalPERS)			6,888.75
51600 ☐UNIFORMS/WORK CLOTHES ALLOW			
02/14/2025	Amador Transit - Petty Cash	Lucas	29.07
02/14/2025	Amador Transit - Petty Cash	Bright	37.70
02/14/2025	Amador Transit - Petty Cash	Rodriguez	53.86
02/10/2025	Amador Transit - Petty Cash	Faria	38.17
02/28/2025	Amador Transit - Petty Cash	Faria	26.92
02/28/2025	James Cotterell		150.00
02/05/2025	U.S. BANK	Millikan	161.57
Total 51600 ☐UNIFORMS/WORK CLOTHES ALLOW			497.29
Total 51000 ☐BENEFITS			7,386.04
52000 ☐SERVICES & USER FEES			
52150 ☐PROPERTY MAINTENANCE SERVICES			
02/28/2025	Moppin Mamas Cleaning Services	Feb	240.00
02/02/2025	Orkin Services of California	AT	17.01
02/02/2025	Orkin Services of California	TC	13.01
Total 52150 ☐PROPERTY MAINTENANCE SERVICES			270.02
52300 ☐ADVERTISING & MARKETING			
02/13/2025	CableTime	November Ads	350.00
02/27/2025	CableTime	January Ads	350.00
02/06/2025	KVGC 1340 AM	Jan Ads	500.00
02/06/2025	Ledger Dispatch	annual paper sub	160.00
Total 52300 ☐ADVERTISING & MARKETING			1,360.00
52400 ☐SOFTWARE MAINTENANCE FEES			
02/24/2025	U.S. BANK	Annual	1,500.00
02/14/2025	U.S. BANK	Snapon annual	431.00
Total 52400 ☐SOFTWARE MAINTENANCE FEES			1,931.00
52420 ☐DRUG & ALCOHOL SERVICES			
02/02/2025	New Visions	Pearson	80.00
Total 52420 ☐DRUG & ALCOHOL SERVICES			80.00
52500 ☐FACILITY SECURITY SYSTEM			
02/02/2025	Signal Service	TC	233.75
Total 52500 ☐FACILITY SECURITY SYSTEM			233.75
52550 ☐GSA COST ALLOC-(POSTAGE/PRINT)			
02/10/2025	Amador County General Services ...		54.23
Total 52550 ☐GSA COST ALLOC-(POSTAGE/PRINT)			54.23
52600 ☐PROFESSIONAL & TECH SERVICES			
02/02/2025	Sierra Foothill Fire Extinguisher Se...	Annual fire ext.	677.04
Total 52600 ☐PROFESSIONAL & TECH SERVICES			677.04
Total 52000 ☐SERVICES & USER FEES			4,606.04
53000 ☐MATERIALS & SUPPLIES CONSUMED			
53100 ☐FUEL			
02/06/2025	Hunt & Sons, Inc.		7,903.91
02/06/2025	Hunt & Sons, Inc.		7,917.77
Total 53100 ☐FUEL			15,821.68
53150 ☐TIRES			
02/06/2025	Jackson Tire Service, Inc.	7 Tires -stock	1,542.41

AMADOR TRANSIT
Expenditure Transaction Detail By Account
 January 29 through February 28, 2025

Date	Name	Memo	Amount
02/06/2025	Jackson Tire Service, Inc.	2 tires-stock	440.69
02/06/2025	Les Schwab Tires	504 core valve	51.99
Total 53150 □TIRES			2,035.09
53200 □LUBRICATION			
02/02/2025	Ron DuPratt Ford	Oil	163.11
Total 53200 □LUBRICATION			163.11
53300 □VEHICLE MAINT-REPAIR PARTS			
02/27/2025	Auto Zone	Fog lights, glass cleaner	299.60
02/27/2025	Auto Zone	Gog bulbs	125.40
02/12/2025	Delta Truck Center	Over #3373	-15.01
02/12/2025	Delta Truck Center	Ck#3373	-106.45
02/12/2025	Delta Truck Center	CK#3384	-1,541.48
02/12/2025	Delta Truck Center	507	-36.76
02/12/2025	Delta Truck Center	507	-286.22
02/13/2025	Delta Truck Center	paid quote	-562.99
02/13/2025	Delta Truck Center		69.39
02/27/2025	Delta Truck Center	506 Failed DPF	1,861.02
02/06/2025	Glass Doctor of The Gold Country	407 New windshield	1,140.88
02/06/2025	NAPA Auto Parts		3.53
02/28/2025	NAPA Auto Parts		19.01
02/27/2025	Sutter Creek Car Wash		25.00
02/24/2025	U.S. BANK		161.62
02/28/2025	U.S. BANK	fog lights	237.60
02/28/2025	U.S. BANK	Fog lights	160.12
02/28/2025	U.S. BANK	LED fog lights	107.74
02/20/2025	U.S. BANK	convex mirrors	43.05
02/20/2025	U.S. BANK	bolt kit	121.03
02/14/2025	U.S. BANK	WC door strut x10	484.03
Total 53300 □VEHICLE MAINT-REPAIR PARTS			2,310.11
53350 □SHOP SUPPLIES (Consumables)			
02/27/2025	Auto Zone		8.66
02/06/2025	Lowe's		44.36
02/02/2025	NAPA Auto Parts	Brakleen, silicone, gear oil	381.05
02/02/2025	NAPA Auto Parts		-277.35
02/02/2025	NAPA Auto Parts	Brake cleaner	131.50
02/28/2025	NAPA Auto Parts	towels	128.98
02/20/2025	U.S. BANK	TP	79.71
02/14/2025	U.S. BANK	fuses	53.85
01/29/2025	U.S. BANK	water	22.89
Total 53350 □SHOP SUPPLIES (Consumables)			573.65
53450 □FACILITIES MAINT/REPAIR PARTS			
02/28/2025	U.S. BANK	Aces	24.50
01/29/2025	U.S. BANK	PT	68.34
01/29/2025	U.S. BANK	TP	73.69
01/29/2025	U.S. BANK	ACES	54.50
Total 53450 □FACILITIES MAINT/REPAIR PARTS			221.03
53500 □TRANSIT CENTER SUPPLIES			
02/20/2025	U.S. BANK		35.63
02/03/2025	U.S. BANK		267.00
Total 53500 □TRANSIT CENTER SUPPLIES			302.63
53550 □OFFICE SUPPLIES			
02/06/2025	U.S. BANK		10.67
02/04/2025	U.S. BANK	charger	36.92
02/03/2025	U.S. BANK		31.98
Total 53550 □OFFICE SUPPLIES			79.57
53650 □PRINTING (Schedules, Brochures)			

AMADOR TRANSIT
Expenditure Transaction Detail By Account
 January 29 through February 28, 2025

Date	Name	Memo	Amount
02/06/2025	The Mountain Merchant Goldweb P...		357.73
	Total 53650 □PRINTING (Schedules, Brochures)		357.73
	53700 □SAFETY & EMERGENCY SUPPLIES		
02/04/2025	U.S. BANK	Biohazard sup for fleet	55.98
	Total 53700 □SAFETY & EMERGENCY SUPPLIES		55.98
	53750 □OTHER MATERIALS & SUPPLIES		
02/10/2025	Amador Transit - Petty Cash		35.55
	Total 53750 □OTHER MATERIALS & SUPPLIES		35.55
	Total 53000 □MATERIALS & SUPPLIES CONSUMED		21,956.13
	54000 □UTILITIES		
	54100 □AT WATER/SEWER/GARBAGE		
02/10/2025	Amador Water Agency		167.85
02/04/2025	Amador Water Agency		218.43
	Total 54100 □AT WATER/SEWER/GARBAGE		386.28
	54300 □TRANSIT CTR/WATER/SEWER/GARB		
02/14/2025	Aces Waste Services, Inc.		36.25
02/20/2025	City of Sutter Creek	001-2097/AMA0019	111.55
	Total 54300 □TRANSIT CTR/WATER/SEWER/GARB		147.80
	54500 □OFFICE PHONES/INTERNET/CELL		
02/27/2025	Univerge (Intermedia)		285.84
	Total 54500 □OFFICE PHONES/INTERNET/CELL		285.84
	Total 54000 □UTILITIES		819.92
	58000 □MISCELLANEOUS (NEW)		
	58450 □CDL/ DOT MED/BkGrnd Checks		
02/10/2025	Amador Family Phycians	Norton	100.00
02/10/2025	Amador Family Phycians	Giuffra	100.00
02/10/2025	Amador Family Phycians	Peacock	100.00
02/10/2025	Amador Family Phycians	Hard	100.00
02/28/2025	Olga Overby		100.00
	Total 58450 □CDL/ DOT MED/BkGrnd Checks		500.00
	Total 58000 □MISCELLANEOUS (NEW)		500.00
	59000 □LEASES / RENTALS		
	59100 □Leases & Rentals		
02/14/2025	Amador County Airport		25.00
	Total 59100 □Leases & Rentals		25.00
	Total 59000 □LEASES / RENTALS		25.00
	60000 □CAPITAL DEPRECIATION ALLOCATION		
	60175 □Cap.Reserve-Fleet Depreciation		
02/10/2025	A-Z Bus Sales, Inc.	Mirrorsx4	218.20
	Total 60175 □Cap.Reserve-Fleet Depreciation		218.20
	Total 60000 □CAPITAL DEPRECIATION ALLOCATION		218.20
	TOTAL		35,511.33