

# AMADOR TRANSIT (AT) AGENDA

Thursday February 6, 2025 – 9:00 A.M.

Amador County Transportation Commission Offices – Board Room

117 Valley View Way, Sutter Creek, CA 95685

Please Note: During the meeting, public participants who wish to provide comment will be invited to do so by the Chair. If you wish to comment on a specific item, please let the Chairman know you would like to speak on the item. Comments may also be submitted by U.S. Mail at the above address or e-mail for inclusion in the meeting record. All submittals must be received no later than 8:00 a.m. on the morning of the noticed meeting. To submit comments via e-mail, please forward those through the ACTC website under the Contact tab at [www.actc-amador.org](http://www.actc-amador.org).

In compliance with the Americans with Disabilities Act, if you are a disabled person and you need a disability-related modification or accommodation to participate in this meeting, please contact the Amador County Transportation Commission staff at (209) 267-2282. Requests must be made as early as possible and at least one-full business day before the start of the meeting.

Assisted hearing devices are available for public use during all public meetings. Meeting materials are available for public review on the ACTC website or at the Amador County Transportation Commission, 117 Valley View Way, Sutter Creek, California.

**Zoom Conferencing option:** <https://us02web.zoom.us/j/82833478711?pwd=dW5zVzB3ZFF2S0h2VzRadjBSNIERdz09>

Meeting ID: 828 3347 8711, Passcode: 967715, Call Option-1 669 900 6833

## **PLEDGE OF ALLEGIANCE / ROLL CALL**

**AGENDA:** Approval of agenda for this date. Off agenda items must be approved by the Directors, pursuant to Government Code Section §54954.2.

**PUBLIC MATTERS NOT ON THE AGENDA:** Discussion items only, no action to be taken. Any persons may address the Board at this time upon any subject within the jurisdiction of Amador Transit; however, any matter that requires action may be referred to staff and/or Committee for a report and recommendation for possible action at a subsequent Commission meeting. Please note - there is a five (5) minute limit per topic.

**CONSENT AGENDA (Items 1- 7):** Note: Items listed on the consent agenda are considered routine and may be enacted by one motion. Any item may be removed for discussion and made a part of the regular agenda at the request of a Board Member(s).

1. Board Minutes, January 2025
2. Ridership Analysis, December 2024
3. Ridership Analysis, Amador-Sacramento Express, December 2024
4. Vehicle Maintenance Report, December 2024
5. Performance Report, December 2024
6. Budget/Expenditure Report, December 2024
7. Compliments, Complaints, Service Requests

## **8. AT GENERAL MANAGER REPORT (Informational Only):**

- Fixed route ridership stat information FY 24/25

## **REGULAR AGENDA ITEMS:**

9. **RESO #25-01:** Review, approve and authorize General Manager to implement increase in shuttle fares
10. Approve Monthly Claims List
11. Future Agenda Items

**CLOSED SESSION:** Closed Session may be called for labor negotiations (pursuant to Government code §54957.6), personnel matters (pursuant to Government Code §54957) real estate negotiations/acquisitions (pursuant to Government Code §54956.8) and/or pending or potential litigation (pursuant to Government Code §54956.9). Following Closed Session, the Board will announce any reportable final action taken in Open Session.

- A. Conference - Pending or Potential Litigation-Pursuant to Government Code Section §54956.9  
Presenter: Patricia Maggie Amaran, General Manager

**13. Adjournment**

**AMADOR TRANSIT (AT) MINUTES**  
**January 2, 2025 – 9:02 a.m.**  
**ACTC Board Room-117 Valley View Way Sutter Creek, CA 95685**

The Amador Transit Board of Directors met on the above date, and the following proceedings were had, to wit:

**Present on Roll Call:**

Patrick Crew-Board of Supervisors, Chairman  
 Dan Riordan-City of Sutter Creek  
 Sandy Staples-City of Amador City  
 John Plasse-Citizen at Large  
 Brian Oneto, Board of Supervisors, Alternate

**Absent:**

Plymouth Representative

**Also Present:**

Patricia Maggie Amarant, AT General Manager  
 John Gedney, ACTC Executive Director  
 Felicia Bridges, ACTC Transportation Planner/Recording Clerk

**Pledge of Allegiance**

**ELECTION OF OFFICERS:**

**Motion:** It was moved by Director Plasse, seconded by Director Oneto, and carried to approve Director Crew as Chairman and Director Riordan as Vice Chairman.

Ayes: Crew, Oneto, Plasse, Riordan, Staples  
 Noes: None  
 Absent: Plymouth Representative

**Motion:** It was moved by Director Plasse, seconded by Director Oneto, and carried to approve Chairman Crew and Vice Chairman Riordan as bank signatories.

Ayes: Crew, Oneto, Plasse, Riordan, Staples  
 Noes: None  
 Absent: Plymouth Representative

**AGENDA:**

**Motion:** It was moved by Director Oneto, seconded by Director Staples, and carried to approve the Agenda as presented.

Ayes: Crew, Oneto, Plasse, Riordan, Staples  
 Noes: None  
 Absent: Plymouth Representative

**PUBLIC MATTERS NOT ON THE AGENDA:** Mr. Gedney highlighted that Steve McLean-City of Jackson Mayor is in attendance today. He noted Mayor McLean recently served on the AT/ACTC boards but his city has now rotated off. He extended appreciation to Mayor McLean for his service on both boards since 2021.

Mr. McLean stated the City of Jackson will make efforts to remain involved and engaged. Additionally, he expressed gratitude for being able to participate in the accomplishments of ACTC regarding the SR 16 relinquishment negotiations. He stated the ACTC board has worked on that project for many years and has done Amador County a great service working on that. Mr. McLean also highlighted ongoing efforts for traffic impact mitigation with regard to the Amador County Unified School District school site consolidation and the completion of the Amador County 2024 Regional Transportation Plan update. Finally, he expressed gratitude to the board and both AT and ACTC staff for a wonderful experience.

**CONSENT AGENDA (Items 1-8):**

**#3. Ridership Analysis-Amador-Sacramento Express, November 2024:** Vice Chairman Riordan asked, due to the trending decline in ridership and the contract for that route expiring in June, what is the criteria used to determine if the contract will be renewed. Ms. Amarant replied AT staff provides Sacramento ridership data for monitoring purposes. She stated she is not aware of the status of a new contract yet, but she will follow up with their staff to begin those conversations.

Director Plasse confirmed that columns in the table listed as 11 represents the morning run, and 12 represents the evening run. He then noted based on that data, the counts shown average approximately two (2) people from Amador County and three (3) people from Sacramento riding that route daily. Ms. Amarant replied yes.

Vice Chairman Riordan referenced the Sacramento contract revenue in Consent Item #5-Performance Summary showing an additional \$7,000 revenue received this year versus last year, and noted that may be a red flag to Sacramento if they are paying more for a service with no additional riders. Ms. Amarant responded that is only displayed that way due to the way the invoicing is completed, and the auditors make the appropriate adjustments annually. She clarified there is no change in the overall annual contract amount from last year.

**Motion:** It was moved by Director Plasse, seconded by Vice Chairman Riordan, and carried to approve the Consent Agenda.

Ayes: Crew, Oneto, Plasse, Riordan, Staples  
 Noes: None  
 Absent: Plymouth Representative

**Under Discussion:** Director Oneto commented he does not think there is much value for the money for the Sacramento route, noting there are roads that need repairs. Director Staples highlighted the funding sources for transit are different than those for road repair.

**#9. AT General Manager Report (Informational Only):**

**Sacramento Fare Structure, Sacramento Driver Tally Sheet, Monthly Sacramento Ridership Worksheet:** Ms. Amarant reviewed her staff report and attachments.

Director Plasse asked, regarding Attachment #4, what column Q-Total T/D stands for. Ms. Amarant replied T/D stands for Transit Dependent which is required information for reporting on the 5311 Mobility Management Grant Program.

Director Plasse asked, where on attachment #4, does it show total ridership. Ms. Amarant responded column K- Total Trips is ridership. She clarified every time someone gets on the bus it is considered a "trip".



Director Oneto commented, regarding Attachment #5, the number of disabled riders is much higher than the rest, and asked if that consists primarily of members of the Arc of Amador. Ms. Amarant replied yes, but the increase is also due to the increased passengers since the expansion of Dial-A-Ride (DAR) into Ione and Plymouth. She noted it is not necessarily disabled individuals for medical trips, but also people just wanting to get back and forth between cities, such as lunch in other towns, Director Oneto asked if those individuals have medical issues allowing the use of DAR. Ms. Amarant responded they are unable to take regular transit services or unable to drive, making them eligible for DAR. She provided examples and the process of signing up for DAR. Director Staples highlighted environmental elements are a factor to consider with regard to accessing a fixed route bus.

Ms. Amarant replied the data provided today is specific to the Sacramento Route and noted she can provide additional information on the other routes if requested. Director Plasse requested to see the same format of information for the fixed route including the financials for the current fiscal year.

Vice Chairman Riordan stated he still does not see a definitive answer regarding the calculation of farebox ratio and where the Sacramento trips are showing up in the data. He asked as an example, at the end of June, what was the farebox ratio on the current one and what would have been the columns used to calculate that data. Ms. Amarant stated the data provided in Consent Agenda item #5-Performance Summary Report each month is data extrapolated from these attachments included today. Mr. Gedney noted the annual farebox ratio is calculated in the fiscal audit that is currently underway. Ms. Amarant added the farebox ratios included in the performance summary are estimates. Mr. Gedney highlighted the farebox ratios provided do seem to be corrected from a few months ago when this was initially brought up, but noted it may be helpful to the board is Ms. Amarant provides a description of how those monthly farebox ratios are calculated. Ms. Amarant stated the farebox fluctuates due to expenses incurred for that month, which affects the farebox for that month. She noted when calculating she always splits out the Sacramento passengers from the regular fixed route.

Director Staples asked for clarification regarding the requirements to be able to access DAR services. Ms. Amarant stated anyone who cannot take fixed route service due to disabling conditions, long or short-term. She noted as part of the application process AT staff can ask for verification from a doctor.

### **REGULAR AGENDA ITEMS:**

#### **#10. Approve Monthly Claims List:**

**Motion:** It was moved by Vice Chairman Riordan, seconded by Director Staples, and carried to approve the claims list.

Ayes: Crew, Oneto, Plasse, Riordan, Staples  
 Noes: None  
 Absent: Plymouth Representative

#### **#12. Future Agenda Items:**

- Ridership of fixed routes for current fiscal year.

**Closed Session:** At 9:58 a.m. Chairman Crew called for a Closed Session as noticed: Conference - Pending or Potential Litigation-Pursuant to Government Code Section §54956.9 Presenter:

---

Patricia Maggie Amarant, General Manager. At 10:08 a.m. the Chairman adjourned the closed session of AT and reported an update was provided.

**ADJOURNMENT:**

At 10:09 a.m. the Vice Chairman adjourned the regular meeting to Thursday, February 6, 2025 at 9:00 a.m. at 117 Valley View Way, Sutter Creek, CA 95685.

\_\_\_\_\_  
Patrick Crew, Chairman

ATTEST:

Amador Transit

\_\_\_\_\_  
Recording Clerk

Note: Copies of referenced documents are available at the AT and ACTC offices.

## SERVICE SUMMARY

## December

FY 24/25	Service Days
----------	--------------

20

Sacramento	214
Upcountry	293
Plymouth	196
A - Shuttles 5-1 - 5-5	387
B - Shuttles 6-1 - 6-6	449
lone	217
Dial-A-Ride	1,781
A2C	-
Special Events	219
<b>TOTAL PASSENGERS</b>	<b>3,756</b>
<b>AV. DAILY</b>	<b>188</b>
<b>ADULT</b>	<b>855</b>
<b>SENIOR</b>	<b>302</b>
<b>PERSONS W/DISABILITIES</b>	<b>2,301</b>
<b>YOUTH</b>	<b>208</b>
<b>Non-Revenue-PCA</b>	<b>86</b>
<b>Non-Revenue - Child</b>	<b>17</b>
<b>Non-Revenue - Family Pass</b>	<b>86</b>
Wheelchair	186
Bicycles	6
<b>FARES PAID BY MONTH/DAY PASS</b>	
Monthly Pass	
\$7 Day Passes Sold	3
<b>Cash Fares</b>	<b>\$2,390.36</b>
<b>FARES PAID BY PRE-PAID TICKETS</b>	
Pre-Paid Tix \$1.00	886
Pre-Paid Tix \$2.00	212
Pre-Paid Tix \$3.00	11
Pre-Paid Tix \$4.00	7
Pre-Paid Tix \$7.00	7
<b>Mileage</b>	
Revenue miles	24,468
Non-Revenue miles	2,289

**RIDERSHIP ANALYSIS**  
December 2024

**AMADOR TRANSIT**  
FISCAL YEAR 2024/2025

**P A S S E N G E R S**

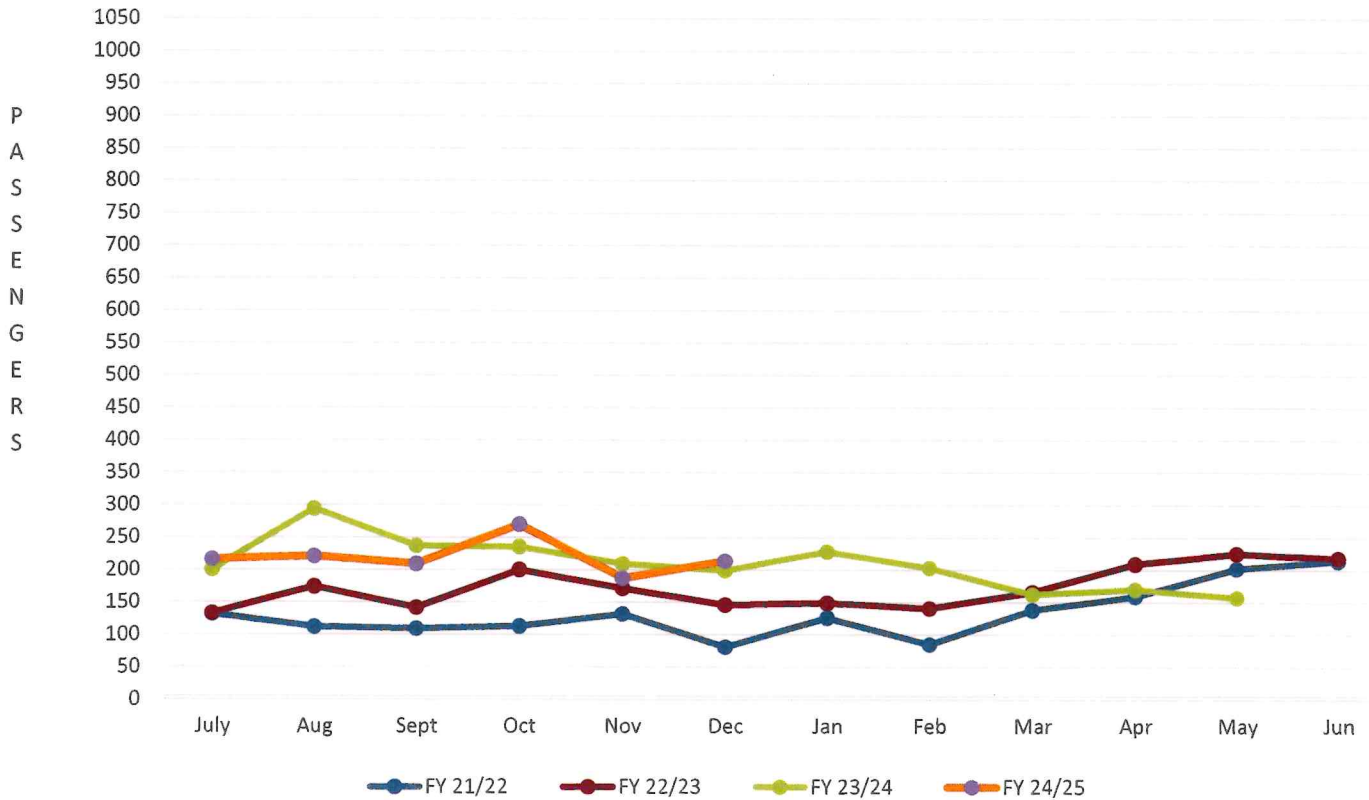


**December 2024 % change from FY 2023/24**

**2.8%**

### AMADOR-SACRAMENTO EXPRESS

MONTH	11		12		TOTAL
	Amador	SAC	Amador	SAC	
June 2024	42	51	35	50	178
July 2024	29	54	53	80	216
August 2024	32	65	51	73	221
September 2024	36	71	38	64	209
October 2024	44	73	63	90	270
November 2024	36	57	38	56	187
December 2024	33	55	52	74	214
Average Pass/day Month of December2024	1.8	2.9	1.9	2.8	9.4
20 Service Days					



VEHICLE DESCRIPTION	Odometer reading as of 12/31/2024	TOTAL REPAIR HOURS	Dates	Maintenance Performed for Month of DECEMBER 2024 Jobs Exceeding \$150 performed since July 2015 (in Gray) FY 24/25	Cost for Month of December	July 2015 to date CUMULATIVE COST
---------------------	-----------------------------------	--------------------	-------	--	----------------------------	-----------------------------------

**TRK #101 (gas)**  
 04 Chev Suburban  
 6-passenger  
 NON-REVENUE VH  
 Mileage for the Month  
 162,806 ODO  
 0.00  
 628  
 \$0.00

05 - 2024				R&R windshield glass - Glass Doctor	\$375.35	
02 - 2023				Replace 4 tires 225/75/R16	\$1,000.67	
03 - 2022				A/C Compressor, 1 Orifice tube and accumulator	\$384.02	
06 - 2019				Replaced left corner window glass doctor invoice # 102728	\$527.23	
01 - 2019				Replaced Water pump, thermostat AC belt, and main belt, 1 Gallon of Coolant	\$162.73	
10 - 2015				Replace 4 tires, 225/75/R16. 4 TPS, turned front rotors, alignment	\$1,143.00	
09 - 2015				Replaced alternator	\$151.00	\$3,744.00
12 - 2024		0.25		R&R drivers entry door grab handle	\$113.26	

**Shop TRK #102**  
 2015 F450 4x4 (gas)  
 3-passenger  
 NON-REVENUE VH  
 Mileage for the Month  
 26,856 ODO  
 \*\*\*  
 160  
 \$113.26

06 - 2024				Hahn's Folson Lake Ford - Replaced faulty EGR valve and installed an emissions PM-B and Fuel filter program update	\$169.73	
10 - 2023				Installed new 2-way radio and GPS	\$1,289.11	
09 - 2022				Turbo replaced by DuPratt Ford Inv. # 524982 with oil change	\$387.90	
05 - 2022				Repair invoice # 348715 Emissions Vehicle derating R&R EGT sensor	\$2,646.25	
10 - 2019				Replaced 2 batteries and took to car wash	\$4,355.05	
02 - 2019				6 Tires 225/70r/19.5	\$226.52	
12 - 2018				1 Steer steel wheel White	\$2,619.15	
12 - 2018					\$171.12	\$11,978.09

**TRK #103 (gas)**  
 1998 Ford Ranger  
 3-passenger  
 NON-REVENUE VH  
 Mileage for the month  
 112,096 ODO  
 \*\*\*  
 75  
 \$0.00

10 - 2019				Steering rack and pump replaced Hahns inv # J046369	\$848.20	
06 - 2018				4 tires 205/75/14R and Alignment	\$370.17	
07 - 2015				July 8 - 4 siped 205/75/R14	\$570.00	\$1,788.37



VEHICLE DESCRIPTION	Odometer reading as of 7/23/2024	TOTAL REPAIR HOURS	Dates	Maintenance Performed for Month of DECEMBER 2024 Jobs Exceeding \$150 performed since July 2015 (in Gray) FY 24/25	Cost for Month of December	July 2015 to date CUMULATIVE COST
---------------------	----------------------------------	--------------------	-------	--	----------------------------	-----------------------------------

**VAN #201 (gas)** 76,556 0.75 12 - 2024 PM-A \$0.00

2015 DODGE CARAVAN ODO

1-WC, 5 passenger \*\*\*

mileage for the month 184 \$0.00

08 - 2024	2 Tires	\$388.97
01 - 2024	Replaced faulty battery	\$159.49
08 - 2023	Installed new dash and rear cameras	\$409.44
09 - 2022	Installed new 2 way radio and GPS	\$387.90
04 - 2022	4 225/65/17 tires and alignment	\$544.09
08 - 2021	Dealer transmission installed by Hal Invoice # 107306	\$4,190.12
02 - 2021	4 Goodyear tires 225/65/17	\$568.55
09 - 2020	R&R Battery and negative post connector	\$151.74
05 - 2019	Braun recall and lasher dodge air bag repair	\$495.00
08 - 2018	4 New tires, Invoice # 66200227328	\$656.19
<b>VAN #202 (gas)</b>		\$0.00
84,086	1.00	
2015 DODGE CARAVAN ODO		
1-WC, 5 passenger ***		
Mileage for the Month	927	
		<b>\$7,951.49</b>

06 - 2024	R&R front windshield	\$542.12
04 - 2024	Replaced 4 tires	\$388.87
09 - 2023	Dash camera installed	\$460.43
01 - 2023	Replaced spark plugs and coils	\$241.17
09 - 2022	Installed new 2 way radio and GPS	\$387.90
10 - 2019	Front rotor and pads	263.74
		<b>\$2,284.23</b>

VEHICLE DESCRIPTION	Odometer reading as of 12/31/2024	TOTAL REPAIR HOURS	Dates	Maintenance Performed for Month of DECEMBER 2024 Jobs Exceeding \$150 performed since July 2015 (in Gray) FY 24/25	Cost for Month of December	July 2015 to-date CUMULATIVE COST
---------------------	-----------------------------------	--------------------	-------	--	----------------------------	-----------------------------------

**VAN #203 (gas)**  
2017 DODGE CARAVAN  
1-WC, 5 passenger

83,763 0.75 12 - 2024

PM-A \$0.00

Mileage for the Month

186

\$0.00

03 - 2024	R&R 4 tires	\$559.72
09 - 2023	Dash camera installed	\$460.43
08 - 2023	Replaced rear brake rotors and pads	\$230.89
02 - 2023	New transmission - Elk Grove Dodge	\$3,651.03
02 - 2023	Transmission removal, installation and parts	\$1,430.85
01 - 2023	Replaced spark plugs and coils	\$248.77
09 - 2022	Installed new 2 way radio and GPS	\$387.90
04 - 2022	Glass Doctor windshield replacement #2 Inv. #114779	\$508.97
02 - 2022	Windshield replaced - Glass Doctor	\$508.97
10 - 2021	Accident repair North state Auto body - Invoice A7682866	\$2,456.56
08 - 2021	Front and rear tires installed jackson tires invoice # 1-GS196151	\$467.14
04 - 2021	R&R Front windshield	\$480.13

**\$11,391.36**

VEHICLE DESCRIPTION	Odometer reading as of 12/31/2024	TOTAL REPAIR HOURS	Dates	Maintenance Performed for Month of DECEMBER 2024 Jobs Exceeding \$150 performed since July 2015 (in Gray) FY 24/25	Cost for Month of December	July 2020 to-date CUMULATIVE COST
<b>VAN #204 (gas)</b>	126,398	2.50	12 - 2024	PM-A	\$0.00	
2019 V-Ford Transit 350E	ODO					
Nor-Cal Van	***					
8 Passenger-2 W/C						
Mileage for the Month	820					
					\$0.00	
					\$152.63	
					\$326.63	
					\$681.73	
					\$864.52	
					\$861.21	
					\$387.90	
					\$185.09	
					\$1,063.58	
					\$155.36	
					\$824.17	\$5,502.82

10 - 2024	R&R front and rear brake pads. Rotated tires	\$152.63
05 - 2024	Replaced steer tires	\$326.63
10 - 2023	4 DRIVE TIRES	\$681.73
05 - 2023	Replaced front windshield - Glass Dr. Invoice #118896	\$864.52
11 - 2022	Replaced windshield Inv. #116867	\$861.21
09 - 2022	Installed new 2 way radio and GPS	\$387.90
04 - 2022	R&R battery	\$185.09
08 - 2021	New Steer and Drive tires installed Jackson tire invoice # 1-195629	\$1,063.58
07 - 2021	R&R front and rear brake pads	\$155.36
03 - 2021	Front windshield replacement	\$824.17

VEHICLE DESCRIPTION	Odometer reading as of 12/31/2024	TOTAL REPAIR HOURS	Dates	Maintenance Performed for Month of DECEMBER 2024 Jobs Exceeding \$150 performed since July 2015 (in Gray) FY 24/25	Cost for Month of December	July 2020 to date CUMULATIVE COST
<b>VAN #205(gas)</b> 2022 V-Ford Transit 350EL Nor-Cal Van 8 Passenger-2 W/C	35,616 ODO ***	3.00	12 - 2024	PM-A	\$0.00	
Mileage for the Month	1,794				\$0.00	
					\$0.00	
					\$265.18	
			11 - 2024	Rear upper clearance lights assembly	\$647.24	
			05 - 2024	Drive tires	\$1,152.40	
			04 - 2024	Replaced cracked windshield		
			02 - 2024	R&R steer tires	\$343.08	\$2,407.90

VEHICLE DESCRIPTION	Odometer reading as of 12/31/2024	TOTAL REPAIR HOURS	Dates	Maintenance Performed for Month of DECEMBER 2024 Jobs Exceeding \$150 performed since July 2015 (in Gray) FY 24/25	Cost for Month of December	July 2022 to-date CUMULATIVE COST
<b>VAN #206</b>	18,101	1.00	12 - 2024	PM-A	\$0.00	
2022 Toyota Sienna	ODO					
Hybrid/Gas	***					
3 Passenger-1 W/C						
Mileage for the Month	262					
					\$0.00	
			01 - 2024	Installed Dash Camera system	\$460.43	\$460.43

VEHICLE DESCRIPTION	Odometer reading as of 12/31/2024	TOTAL REPAIR HOURS	Dates	Maintenance Performed for Month of DECEMBER 2024 Jobs Exceeding \$150 performed since July 2015 (in Gray) FY 24/25	Cost for Month of December	July 2022 to-date CUMULATIVE COST
<b>VAN #207</b> 2022 Toyota Sienna Hybrid/Gas 3 Passenger-1 W/C  Mileage for the Month	11,588 ODO ***	0.75	12 - 2024	PM-A	\$0.00	
			01 - 2024	Installed dash camera system	\$460.43	\$460.43
					\$0.00	







VEHICLE DESCRIPTION *Automatic tire chains	Odometer reading as of 12/31/2024	TOTAL REPAIR HOURS	Dates	Maintenance Performed for Month of DECEMBER 2024 Jobs Exceeding \$150 performed since July 2015 (in Gray) FY 24/25	Cost for Month of December	July 2015 to date CUMULATIVE COST
---	-----------------------------------	--------------------	-------	--	----------------------------	-----------------------------------

Installed 2-way radio and fare box

12 - 2024

2.50

3,369

ODO

\*\*\*

307

**Bus #303(Gas)**


2023 Ford Glaval E-450

16-passenger 2 w/c

Mileage for the Month

\$525.37

\$525.37



VEHICLE DESCRIPTION *Automatic tire chains	Odometer reading as of 12/31/2024	TOTAL REPAIR HOURS	Dates	Maintenance Performed for Month of DECEMBER 2024 Jobs Exceeding \$150 performed since July 2015 (in Gray) FY 24/25	Cost for Month of December	July 2017 to-date CUMULATIVE COST
---	-----------------------------------	--------------------	-------	--	----------------------------	-----------------------------------

Check eng. Light on, emission issue. Performed forced regen. No changes. At Hahns for diagnosis

**Bus #403 Diesel** 219,824 4.00 12 - 2024 \$0.00

2013 Chevrolet ODO

16-passenger 3 w/c \*\*\*

Mileage for month 830

**OUT OF SERVICE**

**\$0.00**

10 - 2024	Replaced steer tires	\$442.84
09 - 2024	R&R 3 new drive tires+ 1 used	\$664.26
08 - 2024	R&R steering, gear and pitman arm. Test drove	\$746.44
07 - 2024	R&R A/C compressor. Added oil and 4 lbs R134A	\$456.33
06 - 2024	Emissions repair @ Hahns	\$598.65
05 - 2024	R&R 3 idler pulleys, belt tensioner and the fan blower motor	\$334.56
04 - 2024	KT Trucking inspected rear differential. Replaced rear axle bearings	\$2,366.43
04 - 2024	Replaced all 4 universal joints	\$188.00
03 - 2024	R&R steer tires	\$433.52
02 - 2024	Vehicle derating. Hahns, performed forced regen and cleared codes	\$951.00
01 - 2024	R&R reductant injector, Code not cleared, took to Hahns for evaluation	\$324.52
12 - 2023	Replaced passenger entry door motor and bike rack deployment light	\$266.90
11 - 2023	Main battery replaced	\$164.23
10 - 2023	Hahn's auto HVAC blend door repair	\$993.61
10 - 2023	Replaced steer tires	\$442.30
09 - 2023	Recovered R134a, replaced accumulator dryer filter and orifice tube. Flushed system, replaced bad hose, recharged system	\$149.99
08 - 2023	Left front shock spring tower repair. Dentonies Truck Repair. Inspected under carriage	\$1,350.00
08 - 2023	HVAC controller unit	\$180.99

**\$51,589.74**

VEHICLE DESCRIPTION *Automatic tire chains	Odometer reading as of 12/31/2024	TOTAL REPAIR HOURS	Dates	Maintenance Performed for Month of DECEMBER 2024 Jobs Exceeding \$150 performed since July 2015 (in Gray) FY 24/25	Cost for Month of December	July 2015 to- date CUMULATIVE COST
---	---	--------------------------	-------	--	-------------------------------	---

<b>Bus #405 (gas)</b>	299,891	4.50	12 - 2024	R&R right rear outer tire. Sidewall damage	\$221.42	
2009 Ford	ODO		12 - 2024	R&R rear heater motor, tested heater core for leaks	\$160.91	
16-passenger 2 w/c	***		12 - 2024	Replaced rider alert holder	\$0.00	

Mileage for the Month 1,960 \$382.33

11 - 2024	R&R steering gear box, replaced rear heater hoses, + 1.5 qrts fluid	\$315.70
10 - 2024	Replaced steer tires	\$442.84
10 - 2024	R&R #6 spark plug and coil. Replaced leaking heater hose + 5 gal of coolant	\$305.67
09 - 2024	Hewitt alignment R&R upper and low ball joints, sway bar bushings, cam/caster bushings and alignment	\$1,106.24
09 - 2024	R&R rear outer dual tire	\$221.42
09 - 2024	R&R front rotors, brake pads, steering dampener and front wheel seals	\$448.32
08 - 2024	R&R 2 rear tires	\$442.84
05 - 2024	R&R left and right headlight assemblies	\$254.28
04 - 2024	R&R right and left rear calipers and brake pads	\$351.41
12 - 2023	Replaced alternator	\$404.06
05 - 2023	Replaced IB occupied & stow interlock assembly	\$226.33
05 - 2023	R&R turn signal switch OEM	\$261.73
03 - 2023	Replaced multi function switch. 1 new safety belt cutter	\$176.70
01 - 2023	Replaced outer roll stop foot on wheel chair lift	\$156.95
01 - 2023	Front rotors, oil seals, rear and front brake pads, and rear calipers. Repaired engine hose coolant leak	\$622.31

\$39,543.57

VEHICLE DESCRIPTION *Automatic tire chains	Odometer reading as of 12/31/2024	TOTAL REPAIR HOURS	Dates	Maintenance Performed for Month of DECEMBER 2024 Jobs Exceeding \$150 performed since July 2015 (in Gray) FY 24/25	Cost for Month of December	July 2015 to-date CUMULATIVE COST
---	---	--------------------------	-------	--	----------------------------------	--

**Bus #406 (gas)** 112,860 3.00 12 - 2024 PM-A \$0.00

2019 Ford ODO

16-passenger 2 w/c \*\*\*

Mileage for the Month 1,982

\$0.00

09 - 2024	R&R drive tires	\$885.68
04 - 2024	R&R steer tires	\$442.20
03 - 2024	R&R interior camera	\$371.46
01 - 2024	Replaced drive tires	\$892.92
12 - 2023	R&R Aux and Main battery	\$278.06
09 - 2023	Replaced w/c lift outer roll stop shocks and micro switch	\$155.93
02 - 2023	Replaced 2 steer tires	\$703.51
12 - 2022	4 Drive Tires	\$1,417.02
09 - 2022	Installed new 2 way radio and GPS	\$387.90
05 - 2022	Water pump, belt and coolant	\$211.81
09 - 2021	New Steer tires	\$606.14
08 - 2021	New drive tires installed Jackson tire Invoice # 1-GS195762	\$1,056.02

**\$7,408.65**



VEHICLE DESCRIPTION *Automatic tire chains	Odometer reading as of 12/31/2024	TOTAL REPAIR HOURS	Dates	Maintenance Performed for Month of DECEMBER 2024 Jobs Exceeding \$150 performed since July 2015 (in Gray) FY 24/25	Cost for Month of December	July 2015 to-date CUMULATIVE COST
---	---	--------------------------	-------	--	----------------------------------	--

**Bus #407 (gas)**

2023 Ford Glaval

16-passenger 2 w/c

Mileage for the Month

20,781

ODO

\*\*\*

1,544

6.75

12 - 2024

12 - 2024

12 - 2024

PM-A R&R air filter

Telma brake retarder inop. Power wire disconnected, repaired, tested.


R&R media player with good used one, R&R on spot chain cover

\$13.00

\$0.00

\$27.68

\$40.68



\$40.68

VEHICLE DESCRIPTION *Automatic tire chains	Odometer reading as of 12/31/2024	TOTAL REPAIR HOURS	Dates	Maintenance Performed for Month of DECEMBER 2024 Jobs Exceeding \$150 performed since July 2015 (in Gray) FY 24/25	Cost for Month of December	July 2015 to-date CUMULATIVE COST
---	---	--------------------------	-------	--	----------------------------------	--

**Bus #408 (gas)**

2024 Ford Glaval

16-passenger 2 w/c

Mileage for the Month

8,177

ODO

\*\*\*

2,128


12 - 2024

0.50

Replaced exhaust hanger

\$4.35

\$4.35



\$4.35

VEHICLE DESCRIPTION *Automatic tire chains	Odometer reading as of 12/31/2024	TOTAL REPAIR HOURS	Dates	Maintenance Performed for Month of DECEMBER 2024 Jobs Exceeding \$150 performed since July 2015 (in Gray) FY 24/25	Cost for Month of December	July 2015 to-date CUMULATIVE COST
---	---	--------------------------	-------	--	----------------------------------	--

**Bus #409 (gas)**

2024 Ford Glaval	7,081	5.25	12 - 2024	PM-B R&R exhaust hanger	\$66.42	
16-passenger 2 w/c	ODO		12 - 2024	Wheel chair lift inspection/adjustment. Adjusted driver side exterior mirror mount	\$0.00	
Mileage for the Month	***		12 - 2024	Installed cell phone and spray bottle holders	\$13.17	
	1,688					

\$79.59

			10 - 2024	Installed 2 way radio and used coin vault	\$549.03	\$628.62
--	--	--	-----------	---	----------	----------

VEHICLE DESCRIPTION *Automatic tire chains	Odometer reading as of 12/31/2024	TOTAL REPAIR HOURS	Dates	Maintenance Performed for Month of DECEMBER 2024 Jobs Exceeding \$150 performed since July 2015 (in Gray) FY 24/25	Cost for Month of December	July 2015 to-date CUMULATIVE COST
---	---	--------------------------	-------	--	----------------------------------	--

Camera system inop. Power supply disconnected. repaired wiring, tested

**Bus #410 (gas)**  
2024 Ford Glaval

6,142

2.50

12 - 2024


\$0.00

\*\*\*

2,590

Mileage for the Month

\$0.00



10 - 2024

Installed two way radio

\$525.37

\$525.37

VEHICLE DESCRIPTION *Automatic tire chains	Odometer reading as of 12/31/2024	TOTAL REPAIR HOURS	Dates	Maintenance Performed for Month of DECEMBER 2024 Jobs Exceeding \$150 performed since July 2015 (in Gray) FY 24/25	Cost for Month of December	July 2015 to-date CUMULATIVE COST
---	---	--------------------------	-------	--	----------------------------------	--

Steer tires mounted and balanced on good rims to cure front end

<b>Bus #504 (diesel)</b>	187,027	3.25	12 - 2024	shaking	\$319.94	
2014 Chevy Glaval	ODO		12 - 2024	PM-A	\$0.00	
	***		12 - 2024	4.8 gal. DEF	\$21.17	

Mileage for the Month

15

\$341.11

11 - 2024	Replaced 2 group 31 batteries	\$328.46
09 - 2024	Front and Rear brake pads	\$313.25
09 - 2024	R&R multifunction switch and 15 psi surg tank cap	\$225.01
08 - 2024	11.5 qts ATF, spin on filter and internal filter	\$157.39
07 - 2024	Delta truck repair- dash cluster intermittently inop. Alternator over-charging, replaced with rebuilt from shop	\$2,342.95
04 - 2024	Sent to CUMMINS WEST, could not duplicate problem. Returned to AT	\$773.50
02 - 2024	Still has hesitation issues, back at Delta Truck	\$447.53
02 - 2024	Delta found EGR valve plugged. R&R EGR valve pressure sensor, cross pipe, gasket and electrical connectors	\$3,692.72
11 - 2023	Engine cooling system problem, parts obsolete, upgraded cooling system	\$1,299.57
09 - 2023	Replaced thermostat and water pump	\$241.24
11 - 2022	Coolant surge tank plus 10 gallons coolant	\$345.57
09 - 2022	Installed new 2 way radio and GPS	\$387.90
08 - 2022	Suspension Repair - Betts Inv.#20531717	\$2,323.23
07 - 2022	Replaced fan clutch assembly	\$1,214.07
02 - 2022	R&R Radiator, located leaks in lines and convector to the parking brake system	\$824.24
09 - 2021	Low power, Fault codes, cleaned fuel system new fuel filter and air filters	\$205.99
08 - 2021	AC Repaired at Hals auto care invoice #81373	\$882.47
05 - 2021	intermittent loss of throttle, Delta truck invoice R008136646 ECM issue	\$1,905.28
04 - 2021	Delta Truck Center Diagnosed and replaced NOX sensor	\$1,367.74
07 - 2020	R&R Drive tires jackson tire #1-GS183503	\$1,840.66
07 - 2020	R&R Fan Clutch	\$1,245.99
07 - 2020	R&R Front AC Compressor	\$235.25
		<b>\$40,890.51</b>

VEHICLE DESCRIPTION *Automatic tire chains	Odometer reading as of 12/31/2024	TOTAL REPAIR HOURS	Dates	Maintenance Performed for Month of DECEMBER 2024 Jobs Exceeding \$150 performed since July 2015 (in Gray) FY 24/25	Cost for Month of December	July 2015 to-date CUMULATIVE COST
---	---	--------------------------	-------	--	----------------------------------	--

**Bus #505 (diesel)**

2017 Freightliner

Mileage for the Month

143,974	3.50	12 - 2024	PM-A	\$0.00	
ODO		12 - 2024	R&R drivers seat shock strut	\$183.57	
***		12 - 2024	3.2 gal DEF	\$18.11	
2,287		12 - 2024	3.7 gal DEF	\$20.99	

\$222.67

11 - 2024			R&R right rear suspension air bag	\$355.78	
09 - 2024			R&R stow kit, roll stop switch and a stow block	\$366.95	
09 - 2024			4 drive tires	\$1,809.72	
09 - 2024			Replaced 2 rims out of round, new tires dismounted, mounted and rebalanced	\$790.92	
08 - 2024			11.5 qrts.ATF, 1 internal filter, 1 spin on filter	\$157.39	
08 - 2024			Turbo sensor bad, R&R turbo speed sensor and cleared codes	\$332.76	
08 - 2024			W/C lift inop. R&R control pendant	\$306.15	
06 - 2024			R&R drivers seat shock absorber	\$183.51	
05 - 2024			R&R diesel exhaust fluid heater	\$1,114.00	
04 - 2024			R&R alternator and 1 battery	\$1,550.01	
04 - 2024			Re-cap tires, dismount, mount and balance	\$1,007.12	
03 - 2024			R&R front shocks	\$264.44	
02 - 2024			Instrument cluster bad, Delta Truck replaced	\$2,131.67	
02 - 2024			R&R left automatic chain tray, replaced air filter/windshield wipers	\$157.09	
11 - 2023			R&R turn signal switch	\$164.72	
08 - 2023			Replaced 3 drive tires severely out of balance	\$938.24	
08 - 2023			R&R front brake pads and hardware	\$274.90	

\$22,019.87



VEHICLE DESCRIPTION *Automatic tire chains	TOTAL REPAIR HOURS	Dates	Maintenance Performed for Month of DECEMBER 2024 Jobs Exceeding \$150 performed since July 2015 (in Gray) FY 24/25	Cost for Month of December	July 2015 to-date CUMULATIVE COST
---	--------------------	-------	--	----------------------------	-----------------------------------

<b>Bus #506 (diesel)</b>	149,693	12 - 2024	PM-B	\$89.93	
2017 FREIGHTLINER	ODO	12 - 2024	R&R 2 relays to rear A/C	\$21.52	
	***	12 - 2024	R&R fuel sending unit	\$105.95	
Mileage for The Month	3,718	12 - 2024	4.1 gal DEF	\$23.21	
		12 - 2024	5.5 gal DEF	\$31.13	

---

\$271.74

11 - 2024	11.5 qts ATF, internal filter and spin on filter	\$157.39
08 - 2024	Front end shake. Replaced king pins, rotor assemblies, spindle, brake pads, oil seals, hub caps, wheel end kits inner and outer	\$3,416.54
06 - 2024	R&R steering gear box, wobble stills exists	\$1,044.17
06 - 2024	R&R rear rotors, front right oil seals 2 wheel studs, 1 lug nut, gear oil	\$210.49
05 - 2024	R&R front shocks, replaced front wheels w/new tires, shimmy problem still	\$264.44
05 - 2024	Front and rear end alignment with bushing inspection - Hewitt	\$334.24
04 - 2024	Front brake shake, sent to Betts Truck	\$170.00
04 - 2024	R&R right front steer tire	\$424.26
03 - 2024	R&R front rotors, wheel seals and gear oil	\$527.04
03 - 2024	4 wheels balanced	\$159.96
03 - 2024	New drive tires	\$1,484.04
02 - 2024	Replaced upper and lower rear sway bar bushings	\$194.28
02 - 2024	Steer Tires	\$809.42
12 - 2023	PM-B	\$181.16
12 - 2023	Replaced front brake pads, rotors, seals and R/S bearings	\$516.73
10 - 2023	Replaced turbo charger, actuator and calibrated	\$1,790.25

\$26,326.89

VEHICLE DESCRIPTION *Automatic tire chains	Odometer reading as of 12/31/2024	TOTAL REPAIR HOURS	Dates	Maintenance Performed for Month of DECEMBER 2024 Jobs Exceeding \$150 performed since July 2015 (in Gray) FY 24/25	Cost for Month of December	July 2015 to-date CUMULATIVE COST
---	---	--------------------------	-------	--	----------------------------------	--

**Bus #507 (diesel)**

	184,041	7.25	12 - 2024	PM-B. 2.5 qrts gear oil. Tightened On Spot chain swing arm, removed debris from chain wheel	\$122.23	
2017 FREIGHTLINER	ODO		12 - 2024	Check engine light-emissions. Delta truck diagnosed EGR cooler bad, replaced cooler-flushed system	\$6,564.52	
	***		12 - 2024	R&R fan clutch	\$346.22	
			12 - 2024	Replaced drivers side low beam	\$18.19	
Mileage for the Month	1,676		12 - 2024	Installed cell phone-spray bottle holders, replaced emergency exit decals	\$25.12	
			12 - 2024	4 gal DEF	\$22.64	

\$7,098.92

11 - 2024				R&R left rear suspension air bag	\$355.78	
10 - 2024				Steer Tires	\$904.86	
09 - 2024				R&R multifunction switch	\$189.37	
09 - 2024				R&R electric hydro-booster motor for the brake assist	\$162.39	
08 - 2024				11.5 qrts. ATF, internal filter and spin on filter	\$157.39	
08 - 2024				Replaced turbo charger actuator and calibrated	\$1,784.54	
07 - 2024				R&R drive tiresw/used recaps in stock R&R one tire chain tray	\$161.58	
07 - 2024				R&R recaps with new tires. Bus vibrated and shimmed with recaps	\$1,610.63	
05 - 2024				Front end oil seal, inner/outer race, bearings/gear oil, rear brake pads	\$308.13	
05 - 2024				R&R broken destination sign glass, replaced drivers seat w/good used one	\$469.37	
01 - 2024				Repaired leaking heater hose, replaced leaking air valve to parking brake	\$159.93	
11 - 2023				Replaced rear floor heater core, added coolant	\$150.00	
11 - 2023				R&R HVAC blower motor, fan and in cab filter	\$217.23	
10 - 2023				Replaced front calipers and brake pads	\$341.19	
10 - 2023				Charged and tested batteries, replaced 1 group 31 battery	\$163.75	
10 - 2023				R&R up stream Nox sensor	\$667.13	
09 - 2023				Engine derated enroute to Delta Truck, towed	\$562.50	
09 - 2023				ECM fault code - emissions systems Delta Truck	\$1,216.24	

\$31,985.93

VEHICLE DESCRIPTION *Automatic tire chains	Odometer reading as of 12/31/2024	TOTAL REPAIR HOURS	Dates	Maintenance Performed for Month of DECEMBER 2024 Jobs Exceeding \$150 performed since July 2015 (in Gray) FY 24/25	Cost for Month of December	July 2015 to-date CUMULATIVE COST
<b>Bus #508 (diesel)</b>	156,574	2.25	12 - 2024	R&R front brake pads	\$144.02	
2017 Freightliner	ODO		12 - 2024	Welded bike rack bracket/replaced hardware	\$12.22	
Mileage for the Month	2,082		12 - 2024	4.5 gal DEF	\$25.47	
			12 - 2024	3.7 gal DEF	\$20.94	
			12 - 2024	5.5 gal DEF	\$30.58	
						\$233.23
			11 - 2024	R&R fan clutch, ball valve-rear heater, sway bar pivot arm bushings	\$519.75	
			10 - 2024	Replaced interlock circuit board	\$502.02	
			10 - 2024	Replaced in pan filter, spinner on filter and 11.5 qrts. ATF	\$157.66	
			07 - 2024	R&R driver seat shock dampener	\$183.57	
			06 - 2024	Delta Truck, transmission codes,unable to fix. Recommended take to Allison Trans.		
			06 - 2024	Repair shop	\$443.94	
			05 - 2024	AG transmission repair	\$680.44	
			03 - 2024	R&R water pump and fuel sending unit	\$362.99	
				Front end wobble, turned rotors bad. Replaced rotors with new ones and brake pads, right wheel seal	\$1,641.20	
			03 - 2024	Front end shake.Sent to Betts. R&R front leaf spring bushings and alignment.		
			02 - 2024	Problem persists, sent back to Betts	\$2,214.38	
			01 - 2024	Balance 4 rear wheels	\$159.96	
			01 - 2024	Replaced front brake rotors and wheel seals.	\$192.30	
			01 - 2024	Replaced rear rotors, seals, bearings and brake pads	\$684.88	
			01 - 2024	Replaced turbo actuator and calibrated	\$1,912.31	
			01 - 2024	Replaced drive tires	\$1,545.10	
			11 - 2023	R&R brake hydro booster and 1 LED light bulb on dash	\$1,003.95	
			10 - 2023	Replaced leaking coolant surge tank	\$305.93	\$24,714.50

VEHICLE DESCRIPTION *Automatic tire chains	Odometer reading as of 12/31/2024	REPAIR HOURS	Dates	Maintenance Performed for Month of DECEMBER 2024 Jobs Exceeding \$150 performed since July 2015 (in Gray) FY 24/25	Cost for Month of December	July 2015 to- date CUMULATIVE COST
<b>TOTALS</b>	<b>30,166</b>	<b>64</b>			<b>\$ 10,706</b>	<b>\$ 319,028</b>



**OUT OF SERVICE**

- 2013 Chevy Diesel Bus 401 Unrepairable - to be auctioned
- 2013 Chevy Diesel Bus 402 Unrepairable - to be auctioned
- 2013 Chevy Diesel Bus 301 Unrepairable - to be auctioned

**PERFORMANCE SUMMARY**  
December 2024

AMADOR TRANSIT  
FY 2024/25

	Jul-24	Aug-24	Sep-24	Oct-24	Nov-24	Dec-24	YEAR TO-DATE	Last FY 23/24 to Date
<b>RIDERSHIP-FIXED ROUTE/DAR</b>								
FIXED ROUTE & DAR PASSENGERS	3,463	3,787	3,314	3,748	3,101	3,542	20,955	18,432
SENIORS	207	174	214	202	184	250	1,231	1,503
DISABLED	2,146	2,604	2,061	2,466	2,072	2,291	13,640	9,971
WHEELCHAIR	196	197	0	180	162	185	920	873
%SENIORS / DISABLED	74%	79%	69%	76%	78%	77%	75%	67%
YOUTH	66	173	157	191	144	168	899	872
%YOUTH	2%	5%	5%	5%	5%	5%	4%	5%
BIKES	44	17	21	24	16	5	127	119
<b>OPERATIONS</b>								
TOTAL SERVICE DAYS	24	22	20	22	19	20	127	125
VEHICLE SERVICE HOURS	829	1,608	1,070	1,653	1,031	1,085	7,276	6,138
PASSENGER PER HOUR	4.2	2.4	3.1	2.3	3.0	3.3	2.9	3.0
VEHICLE SERVICE MILES	24,286	24,105	21,402	24,270	19,716	20,783	134,562	122,075
VEHICLE NON-REVENUE MILES	1,880	2,010	2,046	2,214	2,066	2,167	12,383	11,038
PASSENGER PER MILE	0.14	0.16	0.15	0.15	0.16	0.17	0.16	0.15
<b>COSTS</b>								
MONTHLY EXPENSES (Operating Costs)	\$164,183	\$153,317	\$180,660	\$193,923	\$180,519	\$148,539	\$1,021,141	\$999,276
COST PER PASSENGER	\$47.41	\$40.49	\$54.51	\$51.74	\$58.21	\$41.94	\$48.73	\$54.21
COST PER MILE	\$6.76	\$6.36	\$8.44	\$7.99	\$9.16	\$7.15	\$7.59	\$8.19
COST PER HOUR	\$198.05	\$95.35	\$168.84	\$117.32	\$175.09	\$136.90	\$140.34	\$162.80
FIXED ROUTE/DAR FAREBOX REVENUE	\$8,203	\$12,740	\$7,297	\$8,771	\$6,666	\$6,863	\$50,540	\$7,434
ADVERTISING SALES	\$3,625	\$3,700	\$3,848	\$2,688	\$3,789	\$6,175	\$23,825	\$19,052
TOTAL FAREBOX RATIO	8.21%	12.12%	6.98%	6.72%	6.46%	9.28%	8.14%	8.55%
<b>SACRAMENTO ROUTE</b>								
PASSENGERS	216	221	209	270	187	214	1,317	1,374
SENIORS	73	37	48	53	46	60	317	540
DISABLED	11	6	19	33	22	11	102	66
WHEELCHAIR	1	1	0	0	0	0	2	2
%SENIORS / DISABLED	39%	20%	32%	32%	36%	33%	32%	44%
YOUTH	11	23	48	21	17	13	133	41
%YOUTH	5%	10%	23%	8%	9%	6%	10%	3%
BIKES	0	0	1	0	0	1	2	1
VEHICLE SERVICE HOURS	146	159	147	162	133	152	899	893
PASSENGER PER HOUR	1.5	1.4	1.4	1.7	1.4	1.4	1.5	1.5
VEHICLE SERVICE MILES	4,064	4,052	3,657	4,033	3,308	3,714	22,828	22,316
VEHICLE NON-REVENUE MILES	134	134	122	134	110	122	756	744
PASSENGER PER MILE	0.05	0.05	0.06	0.07	0.06	0.06	0.06	0.06
<b>OPERATING COST</b>								
(Amador Cty to Sac Cty Line)								
COST PER PASSENGER	\$3,826	\$3,826	\$3,478	\$3,826	\$3,304	\$3,478	\$21,738	\$21,216
COST PER MILE	\$17.71	\$17.31	\$16.64	\$14.17	\$17.67	\$16.25	\$16.51	\$15.44
COST PER HOUR	\$0.94	\$0.94	\$0.95	\$0.95	\$1.00	\$0.94	\$0.95	\$0.95
SAC FAREBOX REVENUE	\$26.21	\$24.06	\$23.66	\$23.62	\$24.84	\$22.88	\$24.18	\$23.75
SAC CONTRACT REVENUE	\$690	\$632	\$569	\$780	\$418	\$419	\$3,508	\$3,261
	\$7,948	\$8,614	\$9,394	\$8,066	\$8,923	\$0	\$42,945	\$45,010



**AMADOR TRANSIT**  
**STATEMENT OF NET POSITION**  
As of December 31, 2024

	Dec 31, 24
<b>ASSETS</b>	
<b>Current Assets</b>	
<b>Checking/Savings</b>	
11100 · 3670 NewWF Checking - Operating	77,293.81
11200 · 8794 Wells Fargo Savings Res	220,769.30
11300 · 8802 Wells Fargo Savings-Grants	52,175.73
<b>Total Checking/Savings</b>	350,238.84
<b>Accounts Receivable</b>	
12035 · CRSSA 5310	84,348.36
12040 · 5311 Cares	311,252.00
<b>Total Accounts Receivable</b>	395,600.36
<b>Other Current Assets</b>	
13000 · Pre-Paid expenses	
13100 · Prepaid Insurance	4,638.55
13200 · Pre-Paid IT Service Contract	22,694.18
<b>Total 13000 · Pre-Paid expenses</b>	27,332.73
<b>Total Other Current Assets</b>	27,332.73
<b>Total Current Assets</b>	773,171.93
<b>Fixed Assets</b>	
15100 · LAND	254,026.00
15200 · BUILDING	2,420,401.21
15300 · EQUIPMENT	
15500 · COMPUTERS AND SOFTWARE	33,015.52
15300 · EQUIPMENT - Other	192,785.38
<b>Total 15300 · EQUIPMENT</b>	225,800.90
15400 · Buses	
15450 · Bus Equipment	23,986.01
<b>Total 15400 · Buses</b>	23,986.01
16000 · ACCUMULATED DEPRECIATION	(2,905,429.00)
<b>Total Fixed Assets</b>	18,785.12
<b>TOTAL ASSETS</b>	<b>791,957.05</b>
<b>LIABILITIES &amp; EQUITY</b>	
<b>Liabilities</b>	
<b>Current Liabilities</b>	
Accounts Payable	7,135.51
Other Current Liabilities	718,459.85
<b>Total Current Liabilities</b>	725,595.36

AMADOR TRANSIT  
**STATEMENT OF NET POSITION**  
As of December 31, 2024

---

	<u>Dec 31, 24</u>
<b>Long Term Liabilities</b>	
22400 · Pension Liability	1,108,604.00
26100 · Deferred Inflow Pension	439,732.00
	<hr/>
<b>Total Long Term Liabilities</b>	1,548,336.00
	<hr/>
<b>Total Liabilities</b>	2,273,931.36
	<hr/>
<b>TOTAL LIABILITIES &amp; EQUITY</b>	<b>2,273,931.36</b>
	<hr/> <hr/>

AMADOR TRANSIT  
Annual Budget vs. Actual  
December 2024 50% of FY

Accrual Basis

	Jul - Dec 24	Budget	\$ Over Budget	% of Budget
Ordinary Income/Expense				
Income				
41000 · FARE REVENUE				
41100 · FIXED ROUTE REVENUE	30,601.49	45,000.00	-14,398.51	68.0%
41200 · DIAL-A-RIDE REVENUE	18,388.48	42,000.00	-23,611.52	43.8%
<b>Total 41000 · FARE REVENUE</b>	<b>48,989.97</b>	<b>87,000.00</b>	<b>-38,010.03</b>	<b>56.3%</b>
42000 · NON-FARE REVENUES				
41300 · SACRAMENTO SERV.CONTRACT	35,092.60	85,000.00	-49,907.40	41.3%
41350 · LCTOP Operating Funds	109,214.00	109,214.00	0.00	100.0%
42100 · LOCAL TRANSP FUND(LTF)	311,179.23	543,325.00	-232,145.77	57.3%
42250 · SGR Funds	134.00	68,502.00	-68,368.00	0.2%
42270 · 5339(a) FLEET REIMBURSEMENT	0.00	152,630.00	-152,630.00	0.0%
42300 · 5311 Operating Assistance	0.00	317,477.00	-317,477.00	0.0%
42315 · 5311 CRRSAA Act 2021	0.00	186,971.00	-186,971.00	0.0%
42400 · 5310 Expanded Mobility	111,663.46	111,663.00	0.46	100.0%
42500 · ADVERTISING CONTRACT	14,023.75	58,333.00	-44,309.25	24.0%
42700 · STA -Capital Allocation				
42701 · STA - Capital Depreciation	106,521.00	493,058.00	-386,537.00	21.6%
<b>Total 42700 · STA -Capital Allocation</b>	<b>106,521.00</b>	<b>493,058.00</b>	<b>-386,537.00</b>	<b>21.6%</b>
42705 · STA FUNDS - OPERATING ASSIST.	0.00	130,050.00	-130,050.00	0.0%
<b>Total 42000 · NON-FARE REVENUES</b>	<b>688,451.03</b>	<b>2,256,223.00</b>	<b>-1,567,771.97</b>	<b>30.5%</b>
Total Income	737,441.00	2,343,223.00	-1,605,782.00	31.5%
Gross Profit	737,441.00	2,343,223.00	-1,605,782.00	31.5%
Expense				
50010 · LABOR				



**AMADOR TRANSIT**  
**Annual Budget vs. Actual**  
**December 2024 50% of FY**

	Jul - Dec 24	Budget	\$ Over Budget	% of Budget
50100 · SALARIES & WAGES - Fixed Route	172,289.94	318,773.00	-146,483.06	54.0%
50200 · SALARIES & WAGES - DAR	84,319.96	137,751.00	-53,431.04	61.2%
50300 · MAINT. & FACILITIES WAGES	92,530.98	174,069.00	-81,538.02	53.2%
50400 · ADMINISTRATIVE WAGES	144,395.50	316,623.00	-172,227.50	45.6%
50500 · OTHER SALARIES & WAGES	70,709.13	125,343.00	-54,633.87	56.4%
<b>Total 50010 · LABOR</b>	<b>564,245.51</b>	<b>1,072,559.00</b>	<b>-508,313.49</b>	<b>52.6%</b>
51000 · BENEFITS				
51100 · FICA	8,673.44	15,000.00	-6,326.56	57.8%
51150 · PENSION PLAN (CalPERS)	100,231.34	182,927.00	-82,695.66	54.8%
51200 · MEDICAL PLAN	29,955.80	63,000.00	-33,044.20	47.5%
51260 · DENTAL PLAN	4,374.90	8,550.00	-4,175.10	51.2%
51300 · VISION PLAN	610.36	1,250.00	-639.64	48.8%
51350 · WORKERS COMP INS	39,574.00	87,000.00	-47,426.00	45.5%
51420 · DISABILITY INSURANCE	5,572.49	9,000.00	-3,427.51	61.9%
51450 · UNEMPLOYMENT INSURANCE	333.79	4,000.00	-3,666.21	8.3%
51600 · UNIFORMS/WORK CLOTHES ALLOW	2,350.48	2,900.00	-549.52	81.1%
51650 · OTHER BENEFITS	959.20	2,000.00	-1,040.80	48.0%
<b>Total 51000 · BENEFITS</b>	<b>192,635.80</b>	<b>375,627.00</b>	<b>-182,991.20</b>	<b>51.3%</b>
52000 · SERVICES & USER FEES				
52100 · VEHICLE TECH SERV-OUTSOURCE	12,859.78	35,000.00	-22,140.22	36.7%
52150 · PROPERTY MAINTENANCE SERVICES	3,360.47	7,500.00	-4,139.53	44.8%
52250 · LEGAL COUNSEL	36,363.30	5,000.00	31,363.30	727.3%
52300 · ADVERTISING & MARKETING	6,524.81	14,262.00	-7,737.19	45.7%
52350 · LEGAL NOTICES	0.00	100.00	-100.00	0.0%
52400 · SOFTWARE MAINTENANCE FEES	16,095.99	15,850.00	245.99	101.6%
52420 · DRUG & ALCOHOL SERVICES	2,369.00	3,750.00	-1,381.00	63.2%
52500 · FACILITY SECURITY SYSTEM	3,344.46	4,250.00	-905.54	78.7%
52550 · GSA COST ALLOC-(POSTAGE/PRINT)	353.92	500.00	-146.08	70.8%

**AMADOR TRANSIT**  
**Annual Budget vs. Actual**  
**December 2024 50% of FY**

	Jul - Dec 24	Budget	\$ Over Budget	% of Budget
<b>52600 · PROFESSIONAL &amp; TECH SERVICES</b>	4,472.21	10,000.00	-5,527.79	44.7%
52610 · Fees Bank, Merchant, Service	421.98	800.00	-378.02	52.7%
<b>Total 52000 · SERVICES &amp; USER FEES</b>	86,165.92	97,012.00	-10,846.08	88.8%
<b>53000 · MATERIALS &amp; SUPPLIES CONSUMED</b>				
53100 · FUEL	96,959.27	190,000.00	-93,040.73	51.0%
53150 · TIRES	11,977.81	24,000.00	-12,022.19	49.9%
53200 · LUBRICATION	1,612.53	3,500.00	-1,887.47	46.1%
53250 · TOOLS	511.99	1,200.00	-688.01	42.7%
53300 · VEHICLE MAINT-REPAIR PARTS	26,226.53	45,000.00	-18,773.47	58.3%
53350 · SHOP SUPPLIES (Consumables)	1,182.91	4,500.00	-3,317.09	26.3%
53400 · VEHICLE ACCESSORIES	444.26	750.00	-305.74	59.2%
53425 · TOWING	1,375.00	2,000.00	-625.00	68.8%
53450 · FACILITIES MAINT/REPAIR PARTS	3,229.59	4,000.00	-770.41	80.7%
53500 · TRANSIT CENTER SUPPLIES	238.52	500.00	-261.48	47.7%
53550 · OFFICE SUPPLIES	2,430.38	4,500.00	-2,069.62	54.0%
53650 · PRINTING (Schedules, Brochures)	0.00	3,000.00	-3,000.00	0.0%
53670 · COMPUTER PROGRAM & SUPPLIES	19.00	400.00	-381.00	4.8%
53700 · SAFETY & EMERGENCY SUPPLIES	533.21	1,600.00	-1,066.79	33.3%
53750 · OTHER MATERIALS & SUPPLIES	78.44	600.00	-521.56	13.1%
<b>Total 53000 · MATERIALS &amp; SUPPLIES CONSUMED</b>	146,819.44	285,550.00	-138,730.56	51.4%
<b>54000 · UTILITIES</b>				
54100 · AT WATER/SEWER/GARBAGE	3,134.74	5,000.00	-1,865.26	62.7%
54200 · AT -PGE/NATURAL GAS	1,591.18	1,800.00	-208.82	88.4%
54300 · TRANSIT CTR/WATER/SEWER/GARB	1,568.13	3,500.00	-1,931.87	44.8%
54400 · TRANSIT CENTER-PGE	388.36	1,100.00	-711.64	35.3%
54500 · OFFICE PHONES/INTERNET/CELL	7,283.71	11,200.00	-3,916.29	65.0%
<b>Total 54000 · UTILITIES</b>	13,966.12	22,600.00	-8,633.88	61.8%
<b>56000 · CASUALTY &amp; LIABILITY COSTS</b>				

AMADOR TRANSIT  
Annual Budget vs. Actual  
December 2024 50% of FY

Accrual Basis

	Jul - Dec 24	Budget	\$ Over Budget	% of Budget
56100 · LIABILITY & PROPERTY DAMAGE INS	86,112.83	150,000.00	-63,887.17	57.4%
<b>Total 56000 · CASUALTY &amp; LIABILITY COSTS</b>	86,112.83	150,000.00	-63,887.17	57.4%
58000 · MISCELLANEOUS (NEW)				
58050 · DUES & SUBSCRIPTIONS	2,234.00	2,300.00	-66.00	97.1%
58200 · TRAVEL & MEETINGS	402.98	800.00	-397.02	50.4%
58300 · SAFETY PROGRAM	202.50	750.00	-547.50	27.0%
58400 · TRAINING-Seminars & Materials	437.50	1,000.00	-562.50	43.8%
58450 · CDL/ DOT MED/BkGrnd Checks	1,004.00	1,750.00	-746.00	57.4%
58500 · Penalties/Late Fees	9.22	50.00	-40.78	18.4%
58600 · Other Miscellaneous	153.17	350.00	-196.83	43.8%
<b>Total 58000 · MISCELLANEOUS (NEW)</b>	4,817.78	7,000.00	-2,182.22	68.8%
59000 · LEASES / RENTALS				
59100 · Leases & Rentals	10,861.01	10,000.00	861.01	108.6%
<b>Total 59000 · LEASES / RENTALS</b>	10,861.01	10,000.00	861.01	108.6%
<b>Total Expense</b>	1,105,624.41	2,020,348.00	-914,723.59	54.7%
Net Ordinary Income	-368,183.41	322,875.00	-691,058.41	-114.0%
Other Income/Expense				
Other Expense				
60000 · CAPITAL DEPRECIATION ALLOCATION				
60125 · Cap.Reserve-Equip.Depreciation	33,813.39	25,524.00	8,289.39	132.5%
60150 · Cap.Reserve-Buildg.Depreciation	1,849.00	48,727.00	-46,878.00	3.8%
60175 · Cap.Reserve-Fleet Depreciation	357,956.16	157,784.00	200,172.16	226.9%
<b>Total 60000 · CAPITAL DEPRECIATION ALLOCATION</b>	393,618.55	232,035.00	161,583.55	169.6%
<b>Total Other Expense</b>	393,618.55	232,035.00	161,583.55	169.6%

AMADOR TRANSIT  
Annual Budget vs. Actual  
December 2024 50% of FY

Accrual Basis

	Jul - Dec 24	Budget	\$ Over Budget	% of Budget
Net Other Income	-393,618.55	-232,035.00	-161,583.55	169.6%
Net Income	-761,801.96	90,840.00	-852,641.96	-838.6%



**TO: AT BOARD OF DIRECTORS**  
**FROM: Patricia M. Amarant, General Manager**  
**DATE: February 6, 2025**  
**RE: Fixed Route data for current fiscal year**

Staff presents ridership data worksheets for FY 24/25 on fixed routes as requested last month. Sacramento stats were presented at the last board meeting and are not included in this packet.

- Pages 1 and 2 represent ridership data and financials for each month.
  - Each of the route worksheets include:
    - Total trips per month categorized by passenger type
    - Revenue/non-revenue miles.
    - Total route service hours/service days for each month
- Route 2 = Upcountry
- Route 3 = Plymouth.
- Routes 5 & 6 = Jackson-Sutter Creek Shuttles
- Route 7 = Lone
- Dial-A-Ride

AMADOR TRANSIT PERFORMANCE SUMMARY  
2024/2025

	A	B	C	D	E	F	G	H	I	J	K	L	M	N	O	P	Q	R	S	T	U	V	W	X	Y	Z	AA	AB
1			Total Trips	Service Days	Passengers per Day	ADULTS	Senior	Disabled	Youth	Child	Non-Revenue	TOTAL T/D	Wheel Chairs	Bikes	Total MP/Day used	Total Day Passes Sold	Service Miles	Non-Revenue Miles	Passengers per Mile	Total Service Hours	Passengers per Hour	Operating Cost before reimb/refunds	Operating Cost	Sacramento Service Contract Receipts	Sac Run Costs From SHTC to	Fare-Box Operating Cost		
2	Year	2024/2025																										
3		JULY	3,679	24	153	1,066	280	2,157	75	2	99	2,613	197	44	485	2	28,350	2,014	0.13	1353.51	\$ 0.05	\$164,183	\$164,183	\$7,948	\$3,826.24	\$152,409		
4	P	AUGUST	4,009	22	182	899	211	2,610	196	4	89	3,110	198	17	603	4	28,157	2,144	0.14	1767.03	\$ 0.04	\$153,317	\$153,317	\$8,614	\$3,826.24	\$140,876		
5	A	SEPTEMBER	3,519	20	176	795	262	2,076	282	23	81	2,724	157	22	499	14	25,059	2,168	0.14	1217.19	0.05	\$180,840	\$180,660	\$9,394	\$3,478.40	\$167,788		
6	S	OCTOBER	4,018	22	183	911	255	2,499	212	16	125	3,107	180	24	547	-	28,303	2,348	0.14	1814.71	0.04	\$193,923	\$193,923	\$8,066	\$3,826.24	\$182,030		
7	S	NOVEMBER	3,288	19	173	691	230	2,094	161	19	93	2,597	162	16	485	-	23,024	2,176	0.14	1163.56	0.05	\$180,519	\$180,519	\$8,923	\$3,304.48	\$168,291		
8	E	DECEMBER	3,756	20	188	855	310	2,302	181	17	91	2,901	185	6	469	1	24,497	2,289	\$ 0.15	1237.18	0.05	\$151,888	\$148,539	\$0	\$3,478.40	\$145,061		
9	N	JANUARY	-		#DIV/0!	-	-	-	-	-	-	-	-	-	-	-	-	-	#DIV/0!	0.00	#DIV/0!		\$0			\$0		
10	G	FEBRUARY	-		#DIV/0!	-	-	-	-	-	-	-	-	-	-	-	-	-	#DIV/0!	0.00	#DIV/0!		\$0			\$0		
11	R	MARCH	-		#DIV/0!	-	-	-	-	-	-	-	-	-	-	-	-	-	#DIV/0!	0.00	#DIV/0!		\$0			\$0		
12	S	APRIL	-		#DIV/0!	-	-	-	-	-	-	-	-	-	-	-	-	-	#DIV/0!	0.00	#DIV/0!		\$0			\$0		
13		MAY	-		#DIV/0!	-	-	-	-	-	-	-	-	-	-	-	-	-	#DIV/0!	0.00	#DIV/0!		\$0	\$0		\$0		
14		JUNE	-		#DIV/0!	-	-	-	-	-	-	-	-	-	-	-	-	-	#DIV/0!	0.00	#DIV/0!		\$0		\$0.00	\$0		
15		Totals	22,269	127	175	5,217	1,548	13,738	1,107	81	578	17,052	1,079	129	3,088	21	157,390	13,139	0.14	8553.18	#DIV/0!	\$1,024,670	\$1,021,141	\$42,945.82	\$21,740.00	\$956,455.44		
16																												



AMADOR TRANSIT PERFORMANCE SUMMARY  
2024/2025

	A	B	AC	AD	AE	AF	AG	AH	AL	AM	AN	AO	AP	AQ	AR	AS	AT	AU	AV	AW	AX	AY	AZ	BA	BB	BC	BE	BF	BH	
1			Cost/Pass	Cost/Mile	Cost/Hour		Fixed Fares	SAC FARES	SAC County Refunded Fares	Prepaid Ticket Sales	Prepaid Ticket Sales-SAC ONLY	Monthly Pass Sales	Sac. RT Transfer Agreement	Dial-A-Ride Revenue	Advertising Sales	Total Farebox Revenue (subtract advertising for Agenda)	Farebox Ratio		LTF	5310 MM	5339	5311 Operating	FLEET AUCTION	5311 CRRSAA	SGR State of Good Repair Funds	LCTOP	STA	REFUNDS, REIMBURSEMENTS, RTAPS	Total Non-Farebox Revenue	
2	Year	2024/2025																												
3		JULY	\$41.43	\$5.38	\$112.60		\$2,122.74	\$377.64	-\$245.10	\$2,155.33	\$312.62	\$1,100.00	\$2.00	\$2,822.74	\$3,625.00	\$12,272.97	8.05%		\$0.00	\$0.00	\$152,630.00	\$0.00	\$0.00	\$186,970.77						\$339,600.77
4	P	AUGUST	\$35.14	\$5.00	\$79.73		\$1,131.55	\$309.29	-\$231.30	\$1,627.00	\$322.36	\$1,060.00	\$40.50	\$8,881.00	\$3,700.00	\$16,840.40	11.95%		\$58,886.81	\$0.00	\$0.00	\$0.00	\$0.00	\$0.00	\$134.00	\$0.00	\$0.00	\$0.00	\$0.00	\$59,020.81
5	A	SEPTEMBER	\$47.68	\$6.70	\$2.30		\$1,138.76	\$260.31	-\$336.15	\$2,517.78	\$308.97	\$520.00	\$65.38	\$3,054.75	\$3,847.50	\$11,377.30	6.78%		\$77,440.35	\$0.00	\$0.00	\$0.00	\$0.00	\$0.00	\$0.00	\$0.00	\$130,050.00	\$179.66	\$207,670.01	
6	S	OCTOBER	\$45.30	\$6.43	\$1.67		\$1,023.64	\$319.30	-\$232.65	\$4,245.07	\$460.46	\$1,040.00	\$0.00	\$2,462.50	\$2,687.50	\$12,005.82	6.60%		\$53,110.68	\$0.00	\$0.00	\$0.00	\$0.00	\$0.00	\$17,991.00	\$0.00	\$0.00	\$0.00	\$71,101.68	
7	S	NOVEMBER	\$51.18	\$7.31	\$2.41		\$976.68	\$195.30	-\$286.70	\$1,914.15	\$222.48	\$800.00	\$94.36	\$2,880.96	\$3,788.75	\$10,585.98	6.29%		\$55,191.33	\$111,663.46	\$0.00	\$0.00	\$0.00	\$0.00	\$0.00	\$109,214.00	\$0.00	\$0.00	\$276,068.79	
8	E	DECEMBER	\$38.62	\$5.92	\$1.95		\$906.09	\$274.59	-\$292.80	\$2,833.24	\$143.82	\$600.00	\$65.38	\$2,457.91	\$6,175.00	\$13,163.23	9.07%		\$66,550.06	\$0.00	\$0.00	\$0.00	\$0	\$0	\$0.00	\$0.00	\$106,521.00	\$3,349.07	\$176,420.13	
9	N	JANUARY	#DIV/0!	#DIV/0!	#DIV/0!				-\$313.80							-\$313.80	#DIV/0!													\$0.00
10	G	FEBRUARY	#DIV/0!	#DIV/0!	#DIV/0!											\$0.00	#DIV/0!													\$0.00
11	E	MARCH	#DIV/0!	#DIV/0!	#DIV/0!											\$0.00	#DIV/0!													\$0.00
12	R	APRIL	#DIV/0!	#DIV/0!	#DIV/0!											\$0.00	#DIV/0!													\$0.00
13	S	MAY	#DIV/0!	#DIV/0!	#DIV/0!											\$0.00	#DIV/0!													\$0.00
14		JUNE	#DIV/0!	#DIV/0!	#DIV/0!											\$0.00	#DIV/0!													\$0.00
15		Totals	\$45.85	\$6.49	\$119.39		\$7,299.46	\$1,736.43	-\$1,938.50	\$15,292.57	\$1,770.71	\$5,120.00	\$267.62	\$22,559.86	\$23,823.75	\$75,931.90	7.94%		\$311,179.23	\$111,663.46	\$152,630.00	\$0.00	\$0.00	\$186,970.77	\$18,125.00	\$109,214.00	\$236,571.00	\$3,528.73	\$1,129,882.19	
16																														

UPCOUNTRY  
ROUTE 2

	A	B	C	D	E	F	G	H	I	J	K	L	M	N	O	P	Q	R	S	T	U	V	W	X	Y		
1																											
2																											
3																											
4																											
5																											
6																											
7																											
8																											
9																											
10																											
11																											
12																											
13																											
14																											
15																											
16																											
17																											
18																											
19																											
20																											
21																											
22																											
23																											
24																											
25																											
26																											
27																											
28																											
29																											
30																											
31																											
32																											
33																											
34																											
35																											
36																											
37																											
38																											
39																											
40																											
41																											
42																											
43																											
44																											
45																											
46																											
47																											
48																											
49																											
50																											
51																											
52																											
53																											
54																											
55																											
1	JULY 2024																										
2	Month of Year																										
3	2-1	50	13	1	8	0	10	0	3	1	1	82	13	1	8	0	10	32	\$128.00	1231	15	1.75	22		38.50		
4	2-2	49	0	25	6	0	7	2	5	7	1	87	0	25	6	0	7	36	\$135.00	1244	31	1.97			43.34		
5	2-3	42	31	11	8	0	3	1	4	11	0	95	31	11	8	0	3	53	\$134.00	1220	31	2.03			44.66		
6	2-4	51	15	1	5	0	13	0	8	0	0	85	15	1	5	0	13	34	\$125.00	1172	114	1.88			43.55		
7	YTD	192	59	38	27	0	33	3	16	19	2	349	59	38	27	0	33	157	\$250.00	4867	191	7.73	22		170.06		
8	AUGUST 2024																										
9	Month of Year																										
10	2-1	69	3	0	6	0	13	0	0	20	1	91	3	0	6	0	13	22	\$153.00	1237	15	1.75			38.50		
11	2-2	48	2	23	13	0	1	0	9	10	3	87	2	23	13	0	1	39	\$152.00	1289	31	1.97			43.34		
12	2-3	32	41	8	6	0	2	0	1	9	0	89	41	8	6	0	2	57	\$119.00	1189	31	2.03			44.66		
13	2-4	53	6	0	11	0	13	0	6	20	0	85	6	0	11	0	13	32	\$126.00	1171	114	1.88			43.55		
14	YTD	202	54	31	38	0	29	0	16	59	4	352	54	31	38	0	29	150	\$549.00	4886	191	7.73	22		170.06		
15	YTD	394	113	69	63	0	62	3	34	78	6	701	113	69	63	0	62	307	\$1,069.00	9733	382	15.46	44		340.12		
16	SEPTEMBER 2024																										
17	Month of Year																										
18	2-1	55	3	0	11	0	5	0	2	13	1	74	3	0	11	0	5	19	\$130.00	1124	14	1.75			36.00		
19	2-2	42	0	29	10	0	3	0	8	17	3	84	0	29	10	0	3	42	\$141.00	1141	26	1.97			39.40		
20	2-3	42	32	7	1	0	2	0	11	4	0	82	32	7	1	0	0	40	\$140.00	1098	28	2.03			40.60		
21	2-4	37	10	0	13	0	8	0	2	15	0	68	10	0	13	0	8	31	\$97.00	1046	104	1.98			39.60		
22	YTD	176	45	35	35	0	16	2	12	55	8	308	45	35	35	0	16	137	\$516.00	4411	174	7.73	20		154.69		
23	YTD	570	158	105	98	0	78	5	46	134	14	1099	158	105	98	0	78	439	\$1,595.00	14144	556	23.19	64		494.72		
24	OCTOBER 2024																										
25	Month of Year																										
26	2-1	80	3	0	15	0	13	0	3	17	0	111	3	0	15	0	13	31	\$178.00	1209	15	1.75			36.50		
27	2-2	48	0	22	4	0	4	0	6	9	0	78	0	22	4	0	4	30	\$122.00	1202	31	1.97			43.34		
28	2-3	47	40	5	9	0	1	0	2	6	0	102	40	5	9	0	1	55	\$146.00	1197	31	2.03			44.66		
29	2-4	45	10	0	14	0	12	0	7	15	0	81	10	0	14	0	12	36	\$114.00	1152	114	1.88			43.55		
30	YTD	220	53	27	42	0	30	0	16	47	0	372	53	27	42	0	30	152	\$502.00	4739	191	7.73	22		170.06		
31	YTD	790	211	132	140	0	108	5	64	161	14	1381	211	132	140	0	108	591	\$2,147.00	18883	747	30.82	86		664.78		
32	NOVEMBER 2024																										
33	Month of Year																										
34	2-1	56	12	0	16	0	2	0	1	15	0	86	12	0	16	0	2	30	\$140.00	960	13	1.75			33.25		
35	2-2	27	1	25	4	0	1	0	1	13	0	58	1	25	4	0	1	31	\$84.00	970	25	1.97			37.43		
36	2-3	27	25	5	4	0	1	0	0	4	0	62	25	5	4	0	1	35	\$89.00	974	29	2.03			38.57		
37	2-4	40	6	1	4	0	5	0	3	13	0	56	6	1	4	0	5	16	\$91.00	934	84	1.88			37.62		
38	YTD	150	44	31	28	0	9	0	5	45	0	262	44	31	28	0	9	112	\$400.00	3868	161	7.73	19		146.87		
39	YTD	940	255	163	168	0	117	5	69	226	14	1643	255	163	168	0	117	703	\$2,550.00	22751	808	38.85	105		811.65		
40	DECEMBER 2024																										
41	Month of Year																										
42	2-1	66	5	0	14	0	4	0	1	10	0	89	5	0	14	0	4	23	\$151.00	1097	14	1.75			36.00		
43	2-2	37	2	22	13	0	1	0	0	9	1	75	2	22	13	0	1	38	\$117.00	1104	28	1.97			39.40		
44	2-3	43	22	5	4	0	0	0	0	4	0	74	22	5	4	0	0	31	\$97.00	1080	28	2.03			40.60		
45	2-4	45	3	0	4	0	3	0	0	11	0	55	3	0	4	0	3	10	\$101.00	1021	104	1.98			39.60		
46	YTD	191	32	27	35	0	8	0	34	34	0	293	32	27	35	0	8	102	\$445.00	4925	174	7.73	20		154.69		
47	YTD	1131	287	180	203	0	125	5	70	260	15	1936	287	180	203	0	125	896	\$3,032.00	27055	1082	46.38	123		996.20		



# PLYMOUTH ROUTE 3

A	B	C	D	E	F	G	H	I	J	K	L	M	N	O	P	Q	R	S	T	U	V	W	X	Y	
																									ADULTS
1	Month of	JULY																							
2	Year	2024																							
3		3-1	1	4	62	2	0	0	0	61	0	69	4	62	2	0	0	0	68	\$70.00	517	0	0.83	22	18.26
4		3-2	5	1	135	0	0	0	0	133	0	142	1	135	0	0	1	137	\$146.00	513	0	0.80		17.60	
5		YTD	6	5	197	2	0	0	0	194	0	211	5	197	2	0	1	205	\$216.00	1030	0	1.63		35.86	
6	Month of	AUGUST																							
7	Year	2024																							
8		3-1	0	2	78	0	0	0	0	77	0	80	2	78	0	0	0	80	\$60.00	535	0	0.83	22	18.26	
9		3-2	2	0	164	0	0	0	0	161	0	166	0	164	0	0	0	164	\$168.00	520	0	0.80		17.60	
10		YTD	2	2	242	0	0	0	0	238	0	246	2	242	0	0	0	244	\$248.00	1055	0	1.63	44	35.86	
11	Month of	SEPTEMBER																							
12	Year	2024																							
13		3-1	9	1	50	1	0	0	0	51	0	61	1	50	1	0	0	52	\$70.00	488	0	0.83	20	16.60	
14		3-2	8	0	129	0	0	0	0	126	0	137	0	129	0	0	0	129	\$145.00	465	0	0.80		16.00	
15		YTD	17	1	179	1	0	0	0	177	0	198	1	179	1	0	0	181	\$215.00	953	0	1.63	64	32.60	
16	Month of	OCTOBER																							
17	Year	2024																							
18		3-1	5	5	65	0	0	0	0	66	0	75	5	65	0	0	0	70	\$80.00	548	0	0.83	22	18.26	
19		3-2	7	0	148	1	0	0	0	145	0	156	0	148	1	0	0	149	\$165.00	511	0	0.80		17.60	
20		YTD	12	5	213	1	0	0	0	211	0	231	5	213	1	0	0	219	\$243.00	1059	0	1.63	86	35.86	
21	Month of	NOVEMBER																							
22	Year	2024																							
23		3-1	4	2	58	2	0	0	0	55	0	67	2	58	2	0	1	63	\$70.00	435	0	0.83	10	15.77	
24		3-2	4	0	121	0	0	0	0	122	0	125	0	121	0	0	0	121	\$128.00	417	0	0.80		15.20	
25		YTD	8	2	179	2	0	0	0	177	0	192	2	179	2	0	1	184	\$198.00	852	0	1.63	30.97	30.97	
26	Month of	DECEMBER																							
27	Year	2024																							
28		3-1	45	15	1010	6	0	0	0	997	0	1078	15	1010	6	0	2	1033	\$1,121.00	4949	0	8.15	105	171.15	
29		3-2	3	3	60	1	0	0	0	57	0	67	3	60	1	0	0	64	\$70.00	484	0	0.83	20	16.60	
30		YTD	2	0	127	0	0	0	0	124	0	129	0	127	0	0	0	127	\$131.00	469	0	0.80		16.00	
31	Month of	JANUARY																							
32	Year	2025																							
33		1-1	5	3	187	1	0	0	0	181	0	196	3	187	1	0	0	191	\$201.00	953	0	1.63	125	203.75	
34		1-2	50	18	1197	7	0	0	0	1178	0	1274	18	1197	7	0	2	1224	\$1,322.00	5902	0	9.78	125	203.75	
35		YTD	55	21	1384	8	0	0	0	1359	0	1470	21	1384	8	0	2	1415	\$1,523.00	6855	0	11.41	150	227.50	

JACKSON / SUTTER CREEK SHUTTLES  
ROUTES 5 AND 6

	A	B	C	D	E	F	G	H	I	J	K	L	M	N	O	P	Q	R	S	T	U	V	W	X	Y
	ADULTS	SENORS	DISABLED	YOUTH	CHILD	Non-Rev/PCHA /FmpPass	WHEEL CHAIRS	BIKES	Monthly /Day Passes Used	Day Pass Sold	Total Trips	Total Seniors	Total Disabled	Total Youth	Total Child	Non-Rev/PCHA /FmpPass	Total TD	FARES	Revenue Miles	Non-Revenue Miles	Route Service Hours	Service Days	Total Service Hours		
1																									
2	Month of JULY 2024																								
3	46	25	17	4	0	2	0	2	5	0	93	25	17	4	0	2	48	\$91.00	711	15	153	22	42.46		
4	46	18	9	1	1	2	1	1	4	0	79	16	9	1	1	2	31	\$76.00	770	15	153	18	42.46		
5	38	19	8	2	0	0	1	2	13	0	67	19	8	2	0	0	29	\$67.00	730	15	153	18	42.46		
6	7	7	2	0	0	3	3	0	2	0	63	0	2	0	0	3	5	\$90.00	732	15	153	19	42.46		
7	32	6	7	0	0	2	0	3	8	0	47	6	7	0	0	2	15	\$46.00	646	106	180	180	39.60		
8	37	3	9	0	0	3	0	0	9	0	55	3	9	0	0	0	18	\$55.00	586	31	153	185	33.66		
9	64	11	19	12	0	0	3	19	0	0	106	11	19	12	0	0	42	\$106.00	720	31	185	185	40.70		
10	51	29	5	0	0	0	0	3	0	0	90	29	5	0	0	0	39	\$90.00	740	106	182	182	42.24		
11	30	18	16	1	0	0	0	2	17	0	65	18	16	1	0	0	35	\$65.00	726	31	182	182	42.24		
12	31	0	1	0	0	2	0	1	2	0	34	0	1	0	0	2	3	\$32.00	366	92	0.77	0.77	16.94		
13	490	133	110	31	1	12	5	26	100	0	777	133	110	31	1	12	287	\$754.00	7468	488	1943	22	427.46		
14	July Totals																								
15																									
16																									
17																									
18	Month of AUGUST 2024																								
19	41	14	17	2	1	1	0	0	6	0	76	14	17	2	1	1	35	\$74.00	719	15	153	19	42.46		
20	43	12	11	5	1	3	0	0	6	0	77	12	11	7	1	3	34	\$73.00	720	15	153	18	42.46		
21	44	19	4	5	0	1	1	0	11	0	73	19	4	5	0	1	29	\$72.00	735	31	153	183	42.46		
22	76	3	1	0	0	0	0	0	3	0	88	3	1	0	0	1	12	\$97.00	736	15	153	193	42.46		
23	51	7	6	24	1	2	0	0	4	0	90	7	6	24	1	1	39	\$98.00	637	106	180	180	39.60		
24	46	4	2	5	0	0	0	0	1	0	102	4	2	5	0	0	57	\$102.00	698	29	153	153	33.66		
25	54	8	19	9	0	1	2	0	18	0	88	8	19	9	0	1	37	\$87.00	733	31	185	185	40.70		
26	43	32	9	5	0	0	0	0	6	0	98	32	9	5	0	0	46	\$96.00	752	106	182	182	42.24		
27	43	15	7	2	0	0	0	0	9	0	68	15	7	2	0	1	25	\$87.00	734	31	182	182	42.24		
28	41	3	17	1	1	1	0	0	16	0	64	3	17	1	1	4	43	\$82.00	745	15	182	182	42.24		
29	26	0	1	0	0	0	0	1	1	0	28	0	1	0	0	0	2	\$28.00	350	92	0.77	0.77	16.94		
30	504	117	84	134	4	10	7	1	81	0	663	117	84	134	4	10	359	\$846.00	7429	486	1943	22	427.46		
31	994	250	204	165	5	22	12	27	181	0	1640	250	204	165	5	22	646	\$1,613.00	14897	974	3886	44	854.92		
32	August Totals																								
33																									
34																									
35																									
36	Month of SEPTEMBER 2024																								
37	39	24	15	6	0	0	1	1	4	0	90	24	15	6	0	0	51	\$84.00	654	14	153	183	38.60		
38	42	28	10	4	2	0	0	0	2	0	86	28	10	4	2	0	44	\$84.00	669	14	153	183	38.60		
39	47	21	4	16	0	0	0	1	9	0	89	21	4	16	0	0	6	\$104.00	671	29	180	180	36.00		
40	68	0	6	0	0	1	0	1	5	0	74	0	6	0	0	0	104	\$104.00	569	96	153	153	30.60		
41	71	6	7	24	1	1	0	0	6	0	110	6	7	24	1	1	39	\$106.00	539	28	153	153	30.60		
42	32	7	0	96	0	1	0	1	2	0	136	7	0	96	0	1	104	\$136.00	668	28	185	185	37.00		
43	38	17	14	0	4	4	1	1	18	0	77	17	14	0	4	4	39	\$99.00	677	96	182	182	38.40		
44	39	30	12	0	1	0	0	2	2	0	82	30	12	0	1	0	37	\$91.00	677	96	182	182	38.40		
45	35	28	5	1	5	0	0	1	14	1	72	28	5	1	5	0	37	\$73.00	688	14	182	182	38.40		
46	43	6	14	33	4	4	0	1	17	0	104	6	14	33	4	4	61	\$96.00	688	14	182	182	38.40		
47	40	0	3	6	0	1	0	0	8	0	50	0	3	6	0	1	10	\$40.00	330	84	0.77	0.77	15.40		
48	484	165	90	166	23	11	2	9	83	6	969	165	90	166	23	11	475	\$871.00	6822	445	1943	20	368.60		
49	1488	415	284	351	26	33	14	36	264	6	2609	415	284	351	28	33	1121	\$2,584.00	21719	1418	5829	64	1243.52		
50	September Totals																								
51																									
52																									
53																									
54																									
55																									
56																									
57																									

# JACKSON / SUTTER CREEK SHUTTLES ROUTES 5 AND 6

	A	B	C	D	E	F	G	H	I	J	K	L	M	N	O	P	Q	R	S	T	U	V	W	X	Y
	ADULTS	SENIORS	DISABLED	Youth	CHILD	Non-Rev/FCA /FamPass	WHEEL CHAIRS	BIKES	Monthly /Day Passes Used	Day Pass Sold	Total Trips	Total Seniors	Total Disabled	Total Youth	Total Child	Non-Rev/FCA /FamPass	Total TD	FARES	Revenue Miles	Non-Revenue Miles	Route Service Hours	Service Days	Total Service Hours		
58	Month of OCTOBER 2024																								
59	Year 2024																								
60	68	22	14	5	1	2	0	0	0	0	112	22	14	5	1	2	44	\$109.00	722	15	15	1.93	22	42.46	
61	43	12	9	1	0	1	0	0	0	0	66	12	9	1	0	1	23	\$65.00	752	15	15	1.93	22	42.46	
62	34	20	8	0	0	1	0	1	9	0	62	20	8	0	0	0	28	\$62.00	722	31	31	1.93	22	42.46	
63	84	0	13	2	1	0	0	0	3	0	100	0	13	2	1	0	16	\$89.00	728	15	15	1.93	22	42.46	
64	64	11	4	12	0	0	0	1	0	0	81	11	4	12	0	0	27	\$91.00	627	106	106	1.80	20	39.60	
65	32	4	1	43	0	0	0	1	4	0	80	4	1	43	0	0	48	\$80.00	596	31	31	1.53	33	33.66	
66	32	4	2	43	0	0	0	1	4	0	81	4	2	43	0	0	49	\$81.00	596	31	31	1.85	40	40.70	
67	43	24	4	0	1	1	0	0	1	0	72	24	4	0	1	0	29	\$71.00	746	106	106	1.92	42	42.24	
68	36	30	15	11	5	0	0	0	15	0	97	30	15	11	5	0	61	\$92.00	746	31	31	1.92	42	42.24	
69	36	13	20	20	2	6	1	0	19	0	95	13	20	20	2	0	59	\$89.00	747	15	15	1.92	42	42.24	
70	34	2	10	2	2	2	1	0	11	0	52	2	10	2	2	2	18	\$48.00	337	92	92	0.77	22	16.54	
71	508	142	100	139	16	5	2	4	76	0	908	142	100	139	16	5	402	\$867.00	7319	488	488	19.43	22	427.46	
72	1984	557	394	460	44	38	16	40	340	6	3317	557	394	460	44	38	1523	\$3,471.00	23038	1937	1937	77.72	86	1870.98	
73	October Totals																								
74	YTD																								
75	Month of NOVEMBER 2024																								
76	Year 2024																								
77	41	18	20	6	0	5	0	0	16	0	90	18	20	6	0	5	49	\$85.00	585	15	15	1.93	19	36.67	
78	34	7	14	6	1	2	0	1	11	0	62	7	14	6	0	1	28	\$61.00	611	15	15	1.93	19	36.67	
79	45	21	5	5	1	0	2	1	9	0	77	21	5	5	1	0	32	\$76.00	590	29	29	1.93	19	36.67	
80	63	3	1	4	3	1	0	2	0	0	75	3	1	4	3	1	12	\$71.00	590	13	13	1.93	19	36.67	
81	55	16	6	12	0	3	0	1	2	0	92	16	6	12	0	3	37	\$69.00	504	101	101	1.80	34	34.20	
82	28	1	1	46	0	1	0	1	0	0	78	1	1	46	0	2	50	\$76.00	465	29	29	1.53	20	29.07	
83	45	10	25	0	0	2	0	2	27	0	60	10	25	0	8	2	46	\$90.00	583	31	31	1.85	35	35.15	
84	35	28	7	2	1	0	0	0	6	0	73	28	7	2	1	0	46	\$72.00	601	66	66	1.82	36	36.48	
85	25	23	6	0	1	0	0	1	4	0	63	23	6	0	0	0	38	\$62.00	591	29	29	1.82	36	36.48	
86	35	7	12	23	5	4	0	4	10	0	86	7	12	23	5	4	51	\$77.00	597	13	13	1.92	36	36.48	
87	14	0	10	0	0	0	0	2	10	0	25	0	10	0	1	11	11	\$24.00	277	76	76	0.77	19	14.63	
88	420	134	109	110	19	19	6	11	98	0	811	134	109	110	19	19	391	\$773.00	5974	437	437	19.43	19	389.17	
89	2414	681	503	600	63	57	22	51	438	6	4328	681	503	600	63	57	1914	\$4,244.00	35012	2344	2344	97.15	105	2040.15	
90	November Totals																								
91	YTD																								
92	Month of DECEMBER 2024																								
93	Year 2024																								
94	58	20	18	1	0	3	1	1	3	0	100	20	18	1	0	3	42	\$87.00	643	14	14	1.93	20	38.60	
95	35	14	14	0	1	4	5	0	0	0	68	14	14	0	1	4	33	\$63.00	677	14	14	1.93	20	38.60	
96	40	17	4	0	0	0	1	0	8	0	61	17	4	0	0	21	36	\$61.00	631	26	26	1.93	20	38.60	
97	69	11	3	0	0	0	0	0	3	0	83	11	3	0	0	14	38	\$63.00	648	14	14	1.93	20	38.60	
98	37	25	7	5	0	1	2	2	2	0	75	25	7	5	0	1	38	\$74.00	567	96	96	1.80	36	36.00	
99	41	3	6	46	0	0	0	0	2	0	98	3	6	46	0	0	57	\$88.00	516	26	26	1.53	30	30.60	
100	42	7	20	4	9	0	0	1	25	0	82	7	20	4	9	0	40	\$73.00	652	28	28	1.85	37	37.00	
101	30	23	4	3	0	1	0	0	4	0	61	23	4	3	0	1	31	\$60.00	664	96	96	1.92	38	38.40	
102	36	19	19	3	0	0	1	0	11	0	77	19	19	3	0	0	41	\$77.00	655	28	28	1.92	38	38.40	
103	41	15	10	13	6	0	0	0	11	0	85	15	10	13	6	0	44	\$79.00	661	14	14	1.92	38	38.40	
104	32	1	11	1	1	0	0	0	11	0	46	1	11	1	1	0	14	\$45.00	304	84	84	0.77	19	15.40	
105	461	155	118	76	17	9	10	4	80	0	536	155	118	76	17	9	375	\$510.00	6616	444	444	19.43	20	388.60	
106	2875	846	621	676	80	66	32	55	518	6	5164	846	621	676	80	66	2288	\$5,054.00	41628	2788	2788	116.50	125	2428.75	
107	December Totals																								
108	YTD																								
109	Month of DECEMBER 2024																								
110	Year 2024																								
111	Year 2024																								
112	Year 2024																								



# IONE ROUTE 7

	A	B	C	D	E	F	G	H	I	J	K	L	M	N	O	P	Q	R	S	T	U	V	W	X	Y
	ADULTS	SENIORS	DISABLED	YOUTH	CHILD	Non- Revenue	WHEEL CHAIRS	BIKES	Monthly /Day Passes Used	Day Pass Sold	Total Trips	Total Seniors	Total Disabled	Total Youth	Total Child	Non- Revenue	Total TID	FARE	Revenue Miles	Non- Revenue Miles	Route Service Hours	Service Days	Total Service Hours		
2	Month of JULY 2024																								
3	Year 2024																								
4	25	1	96	3	0	0	1	11	0	84	0	126	1	96	3	0	1	101	\$150.00	705	15	1.15	22	25.30	
5	8	0	7-2	2	0	0	0	0	86	0	96	0	86	2	0	0	0	90	\$108.00	569	106	1.07	23.54		
6	33	1	184	5	0	0	1	11	0	172	0	224	1	184	5	0	1	191	\$256.00	1294	123	2.22	48.84		
7	July Totals																								
8	29	1	135	3	0	0	1	15	0	122	0	169	1	135	3	0	1	140	\$197.00	711	15	1.15	25.30		
9	Month of AUGUST 2024																								
10	Year 2024																								
11	7	0	107	0	0	0	0	0	103	0	114	0	107	0	0	0	0	107	\$121.00	600	108	1.07	23.54		
12	36	1	242	3	0	0	1	15	0	225	0	203	1	242	3	0	1	247	\$318.00	1311	123	2.22	48.84		
13	69	2	428	8	0	0	2	26	0	397	0	507	2	428	8	0	2	458	\$574.00	2665	246	4.44	97.68		
14	August Totals																								
15	YTD																								
16	12	3	106	6	0	0	0	13	0	95	0	127	3	106	6	0	0	115	\$130.00	653	14	1.15	23.00		
17	Month of SEPTEMBER 2024																								
18	Year 2024																								
19	2	0	83	6	0	0	1	1	0	85	0	92	0	83	6	0	1	90	\$93.00	569	98	1.07	21.40		
20	14	3	189	12	0	0	1	14	0	153	0	219	3	189	12	0	1	205	\$232.00	1221	112	2.22	44.40		
21	83	5	615	20	0	0	3	40	0	580	0	726	5	615	20	0	3	643	\$806.00	3526	358	6.66	142.08		
22	September Totals																								
23	YTD																								
24	12	2	118	5	0	0	1	9	1	107	0	138	2	118	5	0	1	126	\$149.00	723	15	1.15	25.30		
25	Month of OCTOBER 2024																								
26	Year 2024																								
27	0	0	109	4	0	0	1	1	106	0	114	0	109	4	0	0	1	114	\$113.00	619	108	1.07	23.54		
28	12	2	227	9	0	0	2	10	2	213	0	252	2	227	9	0	2	240	\$282.00	1342	123	2.22	48.84		
29	95	7	842	29	0	0	5	50	2	783	0	978	7	842	29	0	5	863	\$1,068.00	5186	461	6.66	150.52		
30	October Totals																								
31	YTD																								
32	5	3	87	4	0	0	2	9	0	78	0	101	3	87	4	0	2	96	\$104.00	598	13	1.15	21.85		
33	Month of NOVEMBER 2024																								
34	Year 2024																								
35	8	1	88	0	0	0	0	0	87	0	98	1	88	0	0	0	1	90	\$105.00	508	88	1.07	20.33		
36	13	4	175	4	0	0	3	9	0	165	0	199	4	175	4	0	3	186	\$209.00	1096	101	2.22	42.18		
37	108	11	1017	33	0	0	8	59	2	958	0	1177	11	1017	33	0	8	1059	\$1,277.00	6264	552	11.10	233.10		
38	November Totals																								
39	YTD																								
40	11	4	98	6	0	0	3	11	0	86	0	122	4	98	6	0	3	111	\$130.00	655	14	1.15	23.00		
41	Month of DECEMBER 2024																								
42	Year 2024																								
43	4	0	89	0	0	0	2	0	88	0	95	0	89	0	0	0	2	91	\$97.00	618	103	1.07	21.40		
44	15	4	187	6	0	0	5	11	0	174	0	217	4	187	6	0	5	202	\$227.00	1273	117	2.22	44.40		
45	123	15	1204	39	0	0	13	70	2	1132	0	1394	15	1204	39	0	13	1271	\$1,504.00	7537	699	13.32	277.50		
46	December Totals																								
47	YTD																								
48																									



# ANNUAL SPECIAL EVENTS

	A	B	C	D	E	F	G	H	I	J	K	L	M	N	O	P	Q	R	S	T	U	V	W	X
	ADULTS	SENIORS	DISABLED	Youth	CHILD	Non-Revenue	WHEEL CHAIRS	BIKES	PASSES USED	Day Pass Sold	Total Trips	Total Seniors	Total Disabled	Total Youth	Total Child	Non-Revenue	Total TD	Expected Fairbox	Revenue Miles	Non-Revenue Miles	Route Service Hours	Service Days		
1	<b>SPECIAL EVENTS</b>																							
2	Month of JULY 2024																							
3	224	9									233	0	0	0	0	0	0	0	0	589	0		2	
4	Amador																							
5	County Fair -																							
6	4 day event +																							
7	firework																							
8	224	9	0	0	0	0	0	0	0	0	233	9	0	0	0	0	0	\$0.00	589	0	35.21	2		
9	TOTALS																							
10	Month of AUG 2024																							
11											0	0	0	0	0	0	0	0	0	0	0	0	0	
12											0	0	0	0	0	0	0	0	0	0	0	0	0	
13											0	0	0	0	0	0	0	0	0	0	0	0	0	
14											0	0	0	0	0	0	0	0	0	0	0	0	0	
15	224	9	0	0	0	0	0	0	0	0	233	9	0	0	0	0	0	\$0.00	589	0	35.21	2		
16	TOTALS YTD																							
17	Month of SEPT 2024																							
18											0	0	0	0	0	0	0	0	0	0	0	0	0	
19											0	0	0	0	0	0	0	0	0	0	0	0	0	
20											0	0	0	0	0	0	0	0	0	0	0	0	0	
21											0	0	0	0	0	0	0	0	0	0	0	0	0	
22	224	9	0	0	0	0	0	0	0	0	233	9	0	0	0	0	0	\$0.00	589	0	35.21	2		
23	TOTALS YTD																							
24	Month of OCT 2024																							
25											0	0	0	0	0	0	0	0	0	0	0	0	0	
26											0	0	0	0	0	0	0	0	0	0	0	0	0	
27											0	0	0	0	0	0	0	0	0	0	0	0	0	
28											0	0	0	0	0	0	0	0	0	0	0	0	0	
29	224	9	0	0	0	0	0	0	0	0	233	9	0	0	0	0	0	\$0.00	589	0	35.21	2		
30	TOTALS YTD																							
31	Month of NOV 2024																							
32											0	0	0	0	0	0	0	0	0	0	0	0	0	
33											0	0	0	0	0	0	0	0	0	0	0	0	0	
34											0	0	0	0	0	0	0	0	0	0	0	0	0	
35											0	0	0	0	0	0	0	0	0	0	0	0	0	
36	224	9	0	0	0	0	0	0	0	0	233	9	0	0	0	0	0	\$0.00	589	0	35.21	2		
37	TOTALS YTD																							
38	Month of DEC 2024																							
39											0	0	0	0	0	0	0	0	0	0	0	0	0	
40											0	0	0	0	0	0	0	0	0	0	0	0	0	
41											0	0	0	0	0	0	0	0	0	0	0	0	0	
42	58	56	55	50	0	0	0	0	0	0	219	56	55	50	0	0	0	\$163.00	83	0	0	0	1	
43	58	56	55	50	0	0	0	0	0	0	219	56	55	50	0	0	0	\$163.00	83	0	0	0	1	
44	262	66	65	50	0	0	0	0	0	0	452	65	65	50	0	0	0	\$163.00	672	0	35.21	2		



**TO: AT BOARD OF DIRECTORS**  
**FROM: Patricia M. Amarant, General Manager**  
**DATE: February 6, 2025**  
**RE: Proposed Shuttle Fare Increase**

The shuttle fare was excluded when AT increased fares for specific service zones in 2015 and 2020. A data sheet is included with other surrounding transit agencies' fare structures as a reference. AT staff determined that a small increase in shuttle fares is merited for Amador County.

Staff recommends the shuttle fare increase and seek board approval to implement the process of publishing the public hearing notice as required. Anticipated effective date of the fare increase is projected for May 1, 2025.



## Fare Increase Effective July 2020 (current fares)

Local Routes per trip	Zone 1 Jackson & Sutter Creek	Zone 2 Ione, Plymouth & Hwy. 88 to Tabeaud Rd.	Zone 3 All areas above Hwy. 88 & Tabeaud Rd.
General Fare	\$1	\$2	\$3.50
Reduced Fare	\$1	\$1	\$2
Unlimited Ride Day Pass	\$7	\$7	\$7
Summer Break Youth Pass	\$40	\$40	\$40
Reduced Fare Monthly Pass	\$40	\$60	\$80
Full Fare Monthly Pass	\$75	\$100	\$120

## Proposed Shuttle Route Fare Increase 2025

Local Routes per trip	Zone 1 Jackson & Sutter Creek	Zone 2 Ione, Plymouth & Hwy. 88 to Tabeaud Rd.	Zone 3 All areas above Hwy. 88 & Tabeaud Rd.
General Fare	\$1.50	\$2	\$3.50
Reduced Fare	\$1	\$1	\$2
Unlimited Ride Day Pass	\$7	\$7	\$7
Summer Break Youth Pass	\$40	\$40	\$40
Reduced Fare Monthly Pass	\$40	\$60	\$80
Full Fare Monthly Pass	\$75	\$100	\$120



**Calaveras Transit**

## General

## Reduced fare

One way	1.50	1.00
Monthly Pass	40.00	30.00
All day pass	N/A	

**Tuolumne Transit**

One Way	2.00	1.00
Monthly pass	60.00	40.00
All day pass	5.00	

**El Dorado Transit**

One Way	1.50	.75
Monthly pass	20.00	10.00
All day pass	6.00	

**Tahoe Transportation District- Fare-free service (ALL)****Butte County Transit**

One Way	2.00	1.00
Monthly pass	50.00	25.00
All day pass	6.00	

**BEFORE THE AMADOR TRANSIT BOARD OF DIRECTORS  
COUNTY OF AMADOR, STATE OF CALIFORNIA**

**RESOLUTION NO. 25-01**

**Implementing:** 2025 Shuttle fare increase

**A RESOLUTION** of the Board of Directors for Amador Transit authorizing the General Manager to implement the 2025 fare increase from the current fare of **\$1.00** to **\$1.50** for the Jackson-Sutter Creek shuttle routes.

**NOW, THEREFORE, BE IT RESOLVED** by the Board of Directors of Amador Transit that the Amador Transit shuttle fare increase is approved, and the General Manager is directed and authorized to implement said fare increase.

**BE IT FURTHER RESOLVED** by the Board of Directors that the General Manager and staff will provide periodic updates to the Board as necessary or required.

**ADOPTED** by the Board of Directors of Amador Transit at a regular meeting thereof held on the **6<sup>th</sup> day of February, 2025.**

AYES:

NOES:

ABSENT:

---

Patrick Crew - Chairman  
Amador Transit  
Board of Directors

ATTEST:

---

Felicia Bridges  
Recording Secretary

**AMADOR TRANSIT**  
**Expenditure Transaction Detail By Account**  
December 30, 2024 through January 28, 2025

Date	Name	Memo	Amount
<b>51000 ☐BENEFITS</b>			
<b>51150 ☐PENSION PLAN (CalPERS)</b>			
01/10/2025	CalPERS	1899375431	200.00
01/10/2025	CalPERS	1899375431	201.17
01/10/2025	CalPERS	1899375431	6,687.58
<b>Total 51150 ☐PENSION PLAN (CalPERS)</b>			<b>7,088.75</b>
<b>51600 ☐UNIFORMS/WORK CLOTHES ALLOW</b>			
01/28/2025	Dan Fine		150.00
<b>Total 51600 ☐UNIFORMS/WORK CLOTHES ALLOW</b>			<b>150.00</b>
<b>Total 51000 ☐BENEFITS</b>			
			<b>7,238.75</b>
<b>52000 ☐SERVICES &amp; USER FEES</b>			
<b>52100 ☐VEHICLE TECH SERV-OUTSOURCE</b>			
01/07/2025	Delta Truck Center	507-EGR system, pressure sens...	6,564.52
01/28/2025	Smoke Busters	Diesel testing	560.00
<b>Total 52100 ☐VEHICLE TECH SERV-OUTSOURCE</b>			<b>7,124.52</b>
<b>52150 ☐PROPERTY MAINTENANCE SERVICES</b>			
01/28/2025	Moppin Mamas Cleaning Serv...	January cleaning	240.00
<b>Total 52150 ☐PROPERTY MAINTENANCE SERVICES</b>			<b>240.00</b>
<b>52250 ☐LEGAL COUNSEL</b>			
01/27/2025	Cole Huber LLP	A2C	236.50
<b>Total 52250 ☐LEGAL COUNSEL</b>			<b>236.50</b>
<b>52300 ☐ADVERTISING &amp; MARKETING</b>			
01/28/2025	CableTime	December	350.00
01/28/2025	KVGC 1340 AM	December	500.00
<b>Total 52300 ☐ADVERTISING &amp; MARKETING</b>			<b>850.00</b>
<b>52400 ☐SOFTWARE MAINTENANCE FEES</b>			
01/24/2025	U.S. BANK	QB	1,699.00
01/24/2025	U.S. BANK	Blackvue	63.99
<b>Total 52400 ☐SOFTWARE MAINTENANCE FEES</b>			<b>1,762.99</b>
<b>52420 ☐DRUG &amp; ALCOHOL SERVICES</b>			
01/08/2025	New Visions	1st Qtr. Consortium membership	1,104.00
<b>Total 52420 ☐DRUG &amp; ALCOHOL SERVICES</b>			<b>1,104.00</b>
<b>52500 ☐FACILITY SECURITY SYSTEM</b>			
01/06/2025	Signal Service	TC	265.00
<b>Total 52500 ☐FACILITY SECURITY SYSTEM</b>			<b>265.00</b>
<b>52550 ☐GSA COST ALLOC-(POSTAGE/PRINT)</b>			
01/08/2025	Amador County General Serv...		28.38
<b>Total 52550 ☐GSA COST ALLOC-(POSTAGE/PRINT)</b>			<b>28.38</b>
<b>52600 ☐PROFESSIONAL &amp; TECH SERVICES</b>			
01/08/2025	Cathy Castillo, CPA	1 of 2 23/24 Audit	2,500.00
01/06/2025	Western Radiator	405-test heater core	80.00
<b>Total 52600 ☐PROFESSIONAL &amp; TECH SERVICES</b>			<b>2,580.00</b>
<b>Total 52000 ☐SERVICES &amp; USER FEES</b>			<b>14,191.39</b>
<b>53000 ☐MATERIALS &amp; SUPPLIES CONSUMED</b>			
<b>53100 ☐FUEL</b>			
01/07/2025	Hunt & Sons, Inc.	DEF	311.47
01/07/2025	Hunt & Sons, Inc.		6,631.03
01/28/2025	Hunt & Sons, Inc.		7,013.29

**AMADOR TRANSIT**  
**Expenditure Transaction Detail By Account**  
December 30, 2024 through January 28, 2025

Date	Name	Memo	Amount
<b>Total 53100 ☐FUEL</b>			<b>13,955.79</b>
<b>53150 ☐TIRES</b>			
01/28/2025	Jackson Tire Service, Inc.	504	1,802.95
01/07/2025	Les Schwab Tires	504	319.94
01/28/2025	Les Schwab Tires		207.96
<b>Total 53150 ☐TIRES</b>			<b>2,330.85</b>
<b>53200 ☐LUBRICATION</b>			
01/28/2025	Auto Zone		101.37
01/28/2025	Hunt & Sons, Inc.		2,156.10
01/07/2025	Ron DuPratt Ford	oil and filters-stock	277.24
01/28/2025	Safety Kleen		157.00
01/24/2025	U.S. BANK	digital flow meter DEF	220.88
<b>Total 53200 ☐LUBRICATION</b>			<b>2,912.59</b>
<b>53250 ☐TOOLS</b>			
01/06/2025	U.S. BANK	socket removal tool set	50.63
<b>Total 53250 ☐TOOLS</b>			<b>50.63</b>
<b>53300 ☐VEHICLE MAINT-REPAIR PARTS</b>			
01/28/2025	Auto Zone	Calipers	148.67
01/07/2025	Delta Truck Center	507	4.40
01/07/2025	NAPA Auto Parts	exhaust	67.88
01/07/2025	NAPA Auto Parts	204 trans filter kit	49.76
01/06/2025	Western Radiator	AC HosesX10	150.85
<b>Total 53300 ☐VEHICLE MAINT-REPAIR PARTS</b>			<b>421.56</b>
<b>53350 ☐SHOP SUPPLIES (Consumables)</b>			
01/28/2025	Kimball Midwest		204.19
01/28/2025	Lowe's		97.41
01/28/2025	Lowe's		9.15
01/06/2025	NAPA Auto Parts	30 gal wash	197.57
<b>Total 53350 ☐SHOP SUPPLIES (Consumables)</b>			<b>508.32</b>
<b>53400 ☐VEHICLE ACCESSORIES</b>			
01/06/2025	U.S. BANK	Spray bottles	53.83
01/06/2025	U.S. BANK	bottle holder	27.53
<b>Total 53400 ☐VEHICLE ACCESSORIES</b>			<b>81.36</b>
<b>53450 ☐FACILITIES MAINT/REPAIR PARTS</b>			
01/28/2025	Lowe's		299.21
01/06/2025	U.S. BANK	TP	75.18
01/06/2025	U.S. BANK	PT	70.39
01/24/2025	U.S. BANK	lights	38.65
<b>Total 53450 ☐FACILITIES MAINT/REPAIR PARTS</b>			<b>483.43</b>
<b>53550 ☐OFFICE SUPPLIES</b>			
01/28/2025	Amador Transit - Petty Cash		36.60
01/28/2025	Lowe's		35.97
01/27/2025	Staples Advantage		56.03
01/27/2025	Staples Advantage	Monitors	280.13
01/24/2025	U.S. BANK		92.63
<b>Total 53550 ☐OFFICE SUPPLIES</b>			<b>501.36</b>
<b>53700 ☐SAFETY &amp; EMERGENCY SUPPLIES</b>			
01/06/2025	U.S. BANK	Flashlights, phone mounts	231.40
<b>Total 53700 ☐SAFETY &amp; EMERGENCY SUPPLIES</b>			<b>231.40</b>
<b>53750 ☐OTHER MATERIALS &amp; SUPPLIES</b>			
01/28/2025	Lowe's	P.O.L	239.12
<b>Total 53750 ☐OTHER MATERIALS &amp; SUPPLIES</b>			<b>239.12</b>

**AMADOR TRANSIT**  
**Expenditure Transaction Detail By Account**  
 December 30, 2024 through January 28, 2025

Date	Name	Memo	Amount
<b>Total 53000 □ MATERIALS &amp; SUPPLIES CONSUMED</b>			<b>21,716.41</b>
<b>54000 □ UTILITIES</b>			
<b>54100 □ AT WATER/SEWER/GARBAGE</b>			
01/07/2025	Aces Waste Services, Inc.		269.99
01/07/2025	Amador Water Agency	VOID:	0.00
01/28/2025	Amador Water Agency		346.50
<b>Total 54100 □ AT WATER/SEWER/GARBAGE</b>			<b>616.49</b>
<b>54200 □ AT -PGE/NATURAL GAS</b>			
01/13/2025	P.G. & E.		582.52
<b>Total 54200 □ AT -PGE/NATURAL GAS</b>			<b>582.52</b>
<b>54300 □ TRANSIT CTR/WATER/SEWER/GARB</b>			
01/28/2025	Aces Waste Services, Inc.		36.25
01/07/2025	Amador Water Agency		345.70
01/24/2025	City of Sutter Creek	001-2097/AMA0019	111.55
<b>Total 54300 □ TRANSIT CTR/WATER/SEWER/GARB</b>			<b>493.50</b>
<b>54400 □ TRANSIT CENTER-PGE</b>			
01/13/2025	P.G. & E.		46.79
<b>Total 54400 □ TRANSIT CENTER-PGE</b>			<b>46.79</b>
<b>54500 □ OFFICE PHONES/INTERNET/CELL</b>			
01/06/2025	Univerge (Intermedia)		283.89
<b>Total 54500 □ OFFICE PHONES/INTERNET/CELL</b>			<b>283.89</b>
<b>Total 54000 □ UTILITIES</b>			<b>2,023.19</b>
<b>56000 □ CASUALTY &amp; LIABILITY COSTS</b>			
<b>56100 □ LIABILITY &amp; PROPERTY DAMAGE INS</b>			
01/24/2025	CalTip	Q3	33,106.32
<b>Total 56100 □ LIABILITY &amp; PROPERTY DAMAGE INS</b>			<b>33,106.32</b>
<b>Total 56000 □ CASUALTY &amp; LIABILITY COSTS</b>			<b>33,106.32</b>
<b>58000 □ MISCELLANEOUS (NEW)</b>			
<b>58050 □ DUES &amp; SUBSCRIPTIONS</b>			
01/07/2025	Amador County Chamber of ...	Annual	400.00
01/08/2025	U.S. BANK	CalChamber	140.23
<b>Total 58050 □ DUES &amp; SUBSCRIPTIONS</b>			<b>540.23</b>
<b>58200 □ TRAVEL &amp; MEETINGS</b>			
01/06/2025	Amador Transit - Petty Cash	Bright	20.56
01/06/2025	U.S. BANK	safety meeting	142.52
<b>Total 58200 □ TRAVEL &amp; MEETINGS</b>			<b>163.08</b>
<b>58400 □ TRAINING-Seminars &amp; Materials</b>			
01/08/2025	Amador Transit - Petty Cash		103.44
<b>Total 58400 □ TRAINING-Seminars &amp; Materials</b>			<b>103.44</b>
<b>58450 □ CDL/ DOT MED/BkGrnd Checks</b>			
01/28/2025	Amador Transit - Petty Cash	Rodriguez	69.43
<b>Total 58450 □ CDL/ DOT MED/BkGrnd Checks</b>			<b>69.43</b>
<b>58600 □ Other Miscellaneous</b>			
01/28/2025	Lowe's	P.O.L	78.31
01/24/2025	U.S. BANK		37.68
<b>Total 58600 □ Other Miscellaneous</b>			<b>115.99</b>
<b>Total 58000 □ MISCELLANEOUS (NEW)</b>			<b>992.17</b>
<b>59000 □ LEASES / RENTALS</b>			

**AMADOR TRANSIT**  
**Expenditure Transaction Detail By Account**  
 December 30, 2024 through January 28, 2025

Date	Name	Memo	Amount
<b>59100 ☐Leases &amp; Rentals</b>			
01/07/2025	Amador County Airport		25.00
01/28/2025	Leaf		5.00
01/06/2025	Smile (Copier)	TC	350.15
01/28/2025	Smile (Copier)	Lease pay off -TC	2,076.18
<b>Total 59100 ☐Leases &amp; Rentals</b>			<b>2,456.33</b>
<b>59000 ☐LEASES / RENTALS - Other</b>			
01/28/2025	Leaf		265.99
<b>Total 59000 ☐LEASES / RENTALS - Other</b>			<b>265.99</b>
<b>Total 59000 ☐LEASES / RENTALS</b>			<b>2,722.32</b>
<b>60000 ☐CAPITAL DEPRECIATION ALLOCATION</b>			
<b>60125 ☐Cap.Reserve-Equip.Depreciation</b>			
01/07/2025	CISCO AIR SYSTEMS, INC	Belt- Air comp	133.20
<b>Total 60125 ☐Cap.Reserve-Equip.Depreciation</b>			<b>133.20</b>
<b>60150 ☐Cap.Reserve-Buildg.Depreciation</b>			
01/28/2025	Custom Vinyl Applications	TC signage	238.02
<b>Total 60150 ☐Cap.Reserve-Buildg.Depreciation</b>			<b>238.02</b>
<b>60175 ☐Cap.Reserve-Fleet Depreciation</b>			
01/08/2025	A-Z Bus Sales, Inc.	#208 (SGR)	109,713.61
01/28/2025	Custom Vinyl Applications	Graphics 208/303/AR van	1,985.10
<b>Total 60175 ☐Cap.Reserve-Fleet Depreciation</b>			<b>111,698.71</b>
<b>Total 60000 ☐CAPITAL DEPRECIATION ALLOCATION</b>			<b>112,069.93</b>
<b>TOTAL</b>			<b>194,060.48</b>