

AMADOR TRANSIT (AT) AGENDA

Thursday January 2, 2025 – 9:00 A.M.

Amador County Transportation Commission Offices – Board Room

117 Valley View Way, Sutter Creek, CA 95685

Please Note: During the meeting, public participants who wish to provide comment will be invited to do so by the Chair. If you wish to comment on a specific item, please let the Chairman know you would like to speak on the item. Comments may also be submitted by U.S. Mail at the above address or e-mail for inclusion in the meeting record. All submittals must be received no later than 8:00 a.m. on the morning of the noticed meeting. To submit comments via e-mail, please forward those through the ACTC website under the Contact tab at www.actc-amador.org.

In compliance with the Americans with Disabilities Act, if you are a disabled person and you need a disability-related modification or accommodation to participate in this meeting, please contact the Amador County Transportation Commission staff at (209) 267-2282. Requests must be made as early as possible and at least one-full business day before the start of the meeting.

Assisted hearing devices are available for public use during all public meetings. Meeting materials are available for public review on the ACTC website or at the Amador County Transportation Commission, 117 Valley View Way, Sutter Creek, California.

Zoom Conferencing option: <https://us02web.zoom.us/j/82833478711?pwd=dW5zVzB3ZFF2S0h2VzRadjBSNIerdz09>

Meeting ID: 828 3347 8711, Passcode: 967715, Call Option-1 669 900 6833

PLEDGE OF ALLEGIANCE / ROLL CALL

ELECTION OF OFFICERS

AGENDA: Approval of agenda for this date. Off agenda items must be approved by the Directors, pursuant to Government Code Section §54954.2.

PUBLIC MATTERS NOT ON THE AGENDA: Discussion items only, no action to be taken. Any persons may address the Board at this time upon any subject within the jurisdiction of Amador Transit; however, any matter that requires action may be referred to staff and/or Committee for a report and recommendation for possible action at a subsequent Commission meeting. Please note - there is a five (5) minute limit per topic.

CONSENT AGENDA (Items 1- 8): Note: Items listed on the consent agenda are considered routine and may be enacted by one motion. Any item may be removed for discussion and made a part of the regular agenda at the request of a Board Member(s).

1. Board Minutes, December 2024
2. Ridership Analysis, November 2024
3. Ridership Analysis, Amador-Sacramento Express, November 2024
4. Vehicle Maintenance Report, November 2024
5. Performance Report, November 2024
6. Budget/Expenditure Report, November 2024
7. Compliments, Complaints, Service Requests
8. AT Appointments and Committee Assignments - Informational only

9. AT GENERAL MANAGER REPORT (Informational Only):

- Sacramento fare structure, Sac driver tally sheet, monthly Sac ridership worksheet

REGULAR AGENDA ITEMS:

10. Approve Monthly Claims List

11. Future Agenda Items

CLOSED SESSION: Closed Session may be called for labor negotiations (pursuant to Government code §54957.6), personnel matters (pursuant to Government Code §54957) real estate negotiations/acquisitions (pursuant to Government Code §54956.8) and/or pending or potential litigation (pursuant to Government Code §54956.9). Following Closed Session, the Board will announce any reportable final action taken in Open Session.

- A. Conference - Pending or Potential Litigation-Pursuant to Government Code Section §54956.9
Presenter: Patricia Maggie Amaran, General Manager

13. Adjournment

**AMADOR TRANSIT (AT) MINUTES
December 5, 2024 – 9:01 a.m.
ACTC Board Room-117 Valley View Way Sutter Creek, CA 95685**

The Amador Transit Board of Directors met on the above date, and the following proceedings were had, to wit:

Present on Roll Call:

- Patrick Crew-Board of Supervisors, Chairman
- Steve McLean- City of Jackson, Vice Chairman
- Dan Riordan-City of Sutter Creek
- Sandy Staples-City of Amador City
- John Plasse-Citizen at Large

Absent:

- Richard Forster-Board of Supervisors

Also Present:

- Patricia Maggie Amarant, AT General Manager
- John Gedney, ACTC Executive Director
- Felicia Bridges, ACTC Transportation Planner/Recording Clerk

Pledge of Allegiance

AGENDA:

Motion: It was moved by Vice Chairman McLean, seconded by Director Riordan, and carried to approve the Agenda.

- Ayes: Crew, Mclean, Plasse, Riordan, Staples
- Noes: None
- Absent: Forster

PUBLIC MATTERS NOT ON THE AGENDA: None

CONSENT AGENDA (Items 1-7):

#1. Board Minutes, November 2024: Director Staples stated, regarding **#8. AT General Manager Report-Review Sacramento Service billing and fare collections**, she was trying to double check data from the November agenda packet on the AT website and saw that information was not included in the packet. She asked if there is a reason that information was not accessible. Ms. Amarant replied she believes there was an issue uploading the packet, but she thought there was a second attachment provided. She noted she will check with staff, adding she will email that information directly to Director Staples.

Motion: It was moved by Director Plasse, seconded by Director Staples, and carried to approve the Consent Agenda.

- Ayes: Crew, McLean, Plasse, Riordan, Staples
- Noes: None
- Absent: Forster

#8. AT General Manager Report (Informational Only): None

REGULAR AGENDA ITEMS:

#9. Approve Monthly Claims List:

Motion: It was moved by Director Plasse, seconded by Director Riordan, and carried to approve the claims list.

Ayes: Crew, McLean, Plasse, Riordan, Staples
Noes: None
Absent: Forster

#10. Future Agenda Items: Director Riordan stated, as noted in the November Minutes, Chairman Crew requested Ms. Amarant to bring back details of how the farebox calculations are performed with the answers from the annual audit to this meeting. However, that information was not included this month. He stated we do need to continue that discussion.

Ms. Amarant reviewed Consent Agenda item #5- *Performance Report*. She highlighted the operating cost data for the Sacramento Route at the bottom of the report. She then stated she is not sure if that data is sufficient enough, and can bring back additional data in January. Director Plasse suggested bringing back a balance sheet or income statement. Chairman Crew confirmed there are no equipment costs to AT as Sacramento provides the bus. Ms. Amarant replied yes, they did provide a bus (bus #701), but AT has been using a smaller van recently, as the Sacramento bus was been having issues. She added Sacramento has not provided another bus yet since they have not decided if they will renew the contract for the Sacramento route which is up in June 2025. Directors stated AT is, in fact, incurring capital costs by utilizing our own fleet. Ms. Amarant stated she will contact the annual auditors to determine how to best explain the breakdown of the Sacramento Route calculations. Director Plasse asked to have the statistics for Amador County ridership on that route included as well.

Director Riordan asked for an update regarding the grant that included technology upgrades for transit to enhance ridership. Mr. Gedney stated there are two (2) different processes staff is pursuing. One, recently ACTC did hire a consultant to perform the Short-Range Transit Development Plan update and staff has convened an initial kick-off meeting to discuss the contract. A formal Kick-off meeting with ACTC, AT, and the consulting team will be held in January. The second, the grant funding program referenced, is a program through CalSTA where Amador County was apportioned \$5 million to assist in converting to zero-emission buses. He provided a brief review of the program, and noted he recently hear back from CalSTA staff, who stated they will accelerate the approval letter.

Closed Session: At 9:27 a.m. Chairman Crew called for a Closed Session as noticed: Conference - Pending or Potential Litigation-Pursuant to Government Code Section §54956.9 Presenter: Patricia Maggie Amarant, General Manager. At 9:35 a.m. the Chairman adjourned the closed session.

ADJOURNMENT:

At 9:35 a.m. the Chairman adjourned the regular meeting to Thursday, January 2, 2025 at 9:00 a.m. at 117 Valley View Way, Sutter Creek, CA 95685.

ATTEST: _____
Patrick Crew, Chairman
Amador Transit

Recording Clerk

Note: Copies of referenced documents are available at the AT and ACTC offices.

SERVICE SUMMARY

November

FY 24/25	Service Days
	19
Sacramento	187
Upcountry	259
Plymouth	192
A - Shuttles 5-1 - 5-5	396
B - Shuttles 6-1 - 6-6	416
lone	199
Dial-A-Ride	1,639
Logisticare	-
Special Events	-
TOTAL PASSENGERS	3,288
AV. DAILY	173
ADULT	691
SENIOR	224
PERSONS W/DISABILITIES	2,082
YOUTH	200
Non-Revenue-PCA	90
Non-Revenue - Child	19
Non-Revenue - Family Pass	90
Wheelchair	162
Bicycles	18
FARES PAID BY MONTH/DAY PASS	
Monthly Pass	
\$7 Day Passes Sold	2
Cash Fares	\$1,988.17
FARES PAID BY PRE-PAID TICKETS	
Pre-Paid Tix \$1.00	877
Pre-Paid Tix \$2.00	255
Pre-Paid Tix \$3.00	15
Pre-Paid Tix \$4.00	1
Pre-Paid Tix \$7.00	1
Mileage	
Revenue miles	23,033
Non-Revenue miles	2,175

RIDERSHIP ANALYSIS
November 2024

AMADOR TRANSIT
FISCAL YEAR 2024/2025

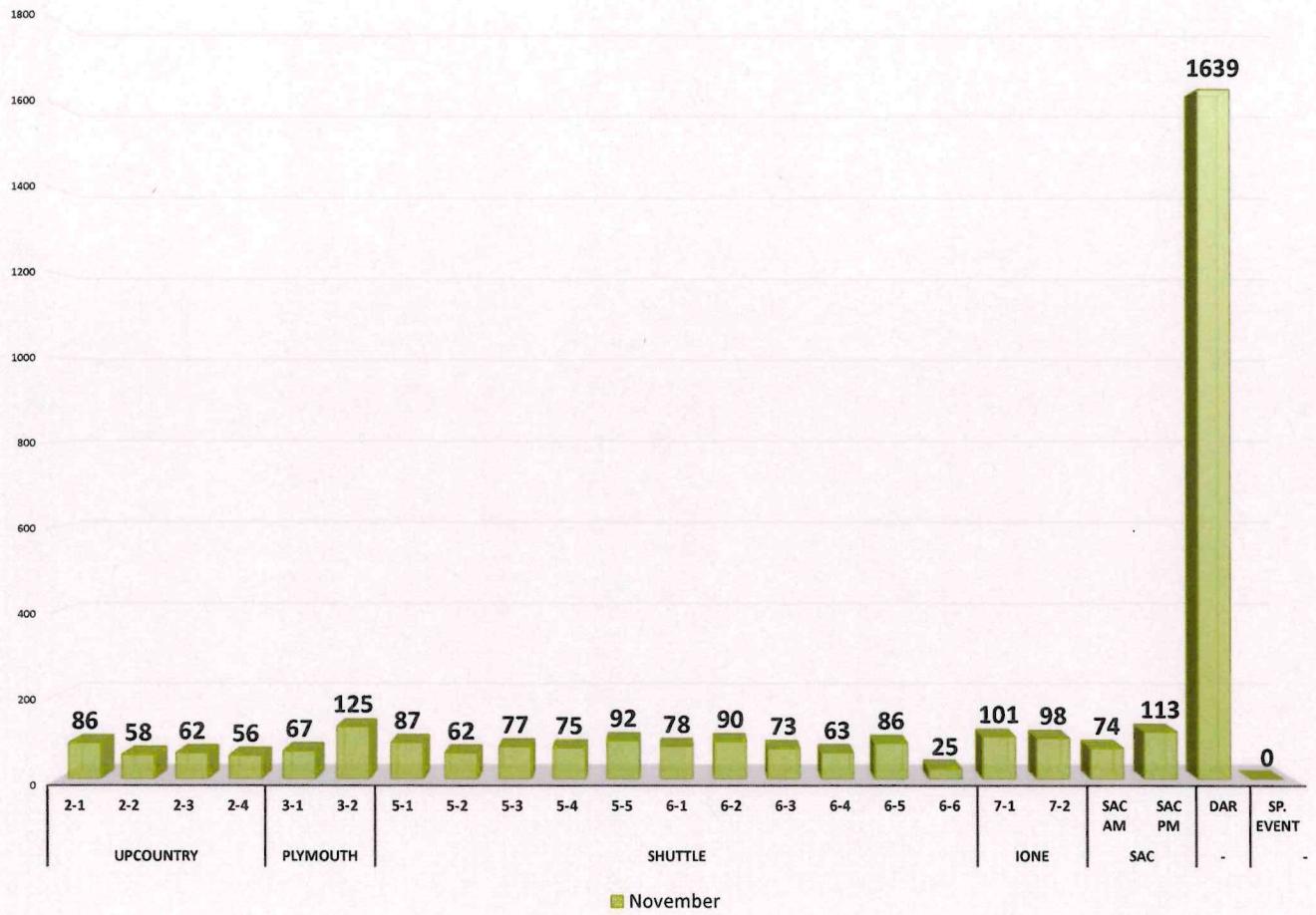
P A S S E N G E R S



November 2024 % change from FY 2023/24

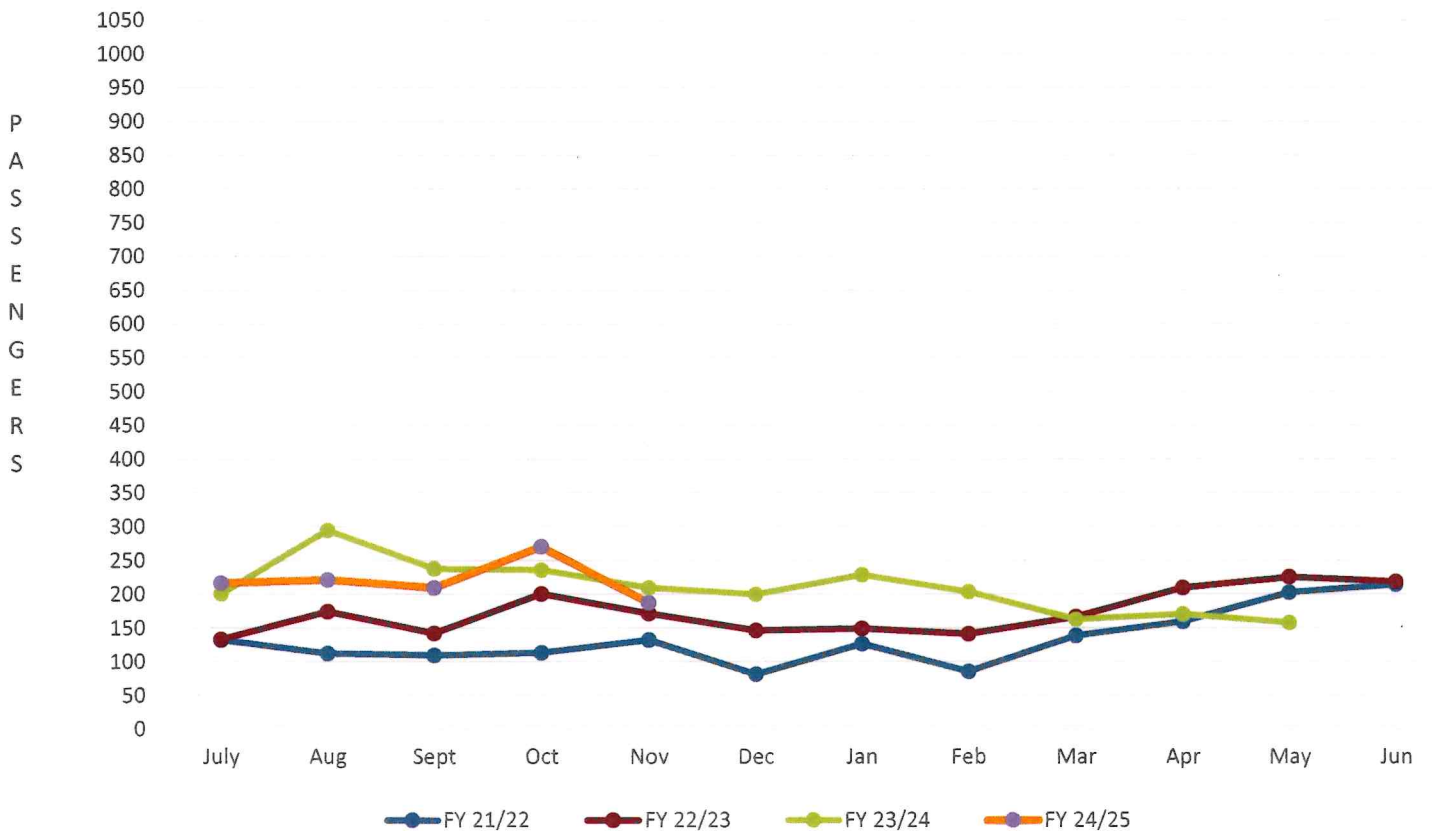
7.9%

November



AMADOR-SACRAMENTO EXPRESS

MONTH	11		12		TOTAL
	Amador	SAC	Amador	SAC	
June 2024	42	51	35	50	178
July 2024	29	54	53	80	216
August 2024	32	65	51	73	221
September 2024	36	71	38	64	209
October 2024	44	73	63	90	270
November 2024	36	57	38	56	187
Average Pass/day Month of November 2024	1.9	3.0	2.0	2.9	9.8
19 Service Days					



VEHICLE DESCRIPTION	Odometer reading as of 11/30/24	TOTAL REPAIR HOURS	Dates	Maintenance Performed for Month of NOVEMBER 2024 Jobs Exceeding \$150 performed since July 2015 (in Gray) FY 23/24	Cost for Month of NOVEMBER	July 2015 to date CUMULATIVE COST
---------------------	---------------------------------	--------------------	-------	--	----------------------------	-----------------------------------

TRK #101 (gas) 162,178 0.00
 04 Chev Suburban ODO
 6-passenger

NON-REVENUE VH Mileage for the Month 271 \$0.00

05 - 2024	R&R windshield glass - Glass Doctor	\$375.35
02 - 2023	Replace 4 tires 225/75/R16	\$1,000.67
03 - 2022	A/C Compressor, 1 Orifice tube and accumulator	\$384.02
06 - 2019	Replaced left corner window glass doctor invoice # 102728	\$527.23
01 - 2019	Replaced Water pump, thermostat AC belt, and main belt, 1 Gallon of Coolant	\$162.73
10 - 2015	Replace 4 tires, 225/75/R16. 4 TPS, turned front rotors, alignment	\$1,143.00
09 - 2015	Replaced alternator	\$151.00
		\$3,744.00

Shop TRK #102 26,696 0.00
 2015 F450 4x4 (gas) ODO
 3-passenger ***
 NON-REVENUE VH Mileage for the Month 146 \$0.00

06 - 2024	Hahn's Folsom Lake Ford - Replaced faulty EGR valve and installed an emissions PM-B and Fuel filter	\$169.73
10 - 2023	program update	\$1,289.11
09 - 2022	Installed new 2-way radio and GPS	\$387.90
05 - 2022	Turbo replaced by DuPratt Ford Inv. # 524982 with oil change	\$2,646.25
10 - 2019	Repair invoice # 348715 Emissions Vehicle derating R&R EGT sensor	\$4,355.05
02 - 2019	Replaced 2 batteries and took to car wash	\$226.52
12 - 2018	6 Tires 225/70r/19.5	\$2,619.15
12 - 2018	1 Steer steel wheel White	\$171.12
		\$11,864.83

TRK #103 (gas) 112,021 0.00
 1998 Ford Ranger ODO
 3-passenger ***
 NON-REVENUE VH Mileage for the month 131 \$0.00

10 - 2019	Steering rack and pump replaced Hahns inv # J046369	\$848.20
06 - 2018	4 tires 205/75/14R and Alignment	\$370.17
07 - 2015	July 8 - 4 siped 205/75/R14 \$570	\$570.00
		\$1,788.37

VEHICLE DESCRIPTION	Odometer reading as of 11/30/24	TOTAL REPAIR HOURS	Dates	Maintenance Performed for Month of NOVEMBER 2024 Jobs Exceeding \$150 performed since July 2015 (in Gray) FY 23/24	Cost for Month of NOVEMBER	July 2015 to-date CUMULATIVE COST
---------------------	---------------------------------	--------------------	-------	--	----------------------------	-----------------------------------

VAN #203 (gas)	83,577	1.50	11 - 2024	PM-A R&R air filter	\$29.36	
2017 DODGE CARAVAN	ODO		11 - 2024	Replace wiper blades	\$21.36	
1-WC, 5 passenger	***					

Mileage for the Month 74

\$50.72

03 - 2024				R&R 4 tires	\$559.72	
09 - 2023				Dash camera installed	\$460.43	
08 - 2023				Replaced rear brake rotors and pads	\$230.89	
02 - 2023				New transmission - Elk Grove Dodge	\$3,651.03	
02 - 2023				Transmission removal, installation and parts	\$1,430.85	
01 - 2023				Replaced spark plugs and coils	\$248.77	
09 - 2022				Installed new 2 way radio and GPS	\$387.90	
04 - 2022				Glass Doctor windshield replacement #2 Inv. #114779	\$508.97	
02 - 2022				Windshield replaced - Glass Doctor	\$508.97	
10 - 2021				Accident repair North state Auto body - Invoice A7682866	\$2,456.56	
08 - 2021				Front and rear tires installed jackson tires invoice # 1-GS196151	\$467.14	
04 - 2021				R&R Front windshield	\$480.13	\$11,442.08

VEHICLE DESCRIPTION	Odometer reading as of 11/30/24	TOTAL REPAIR HOURS	Dates	Maintenance Performed for Month of NOVEMBER 2024 Jobs Exceeding \$150 performed since July 2015 (in Gray) FY 23/24	Cost for Month of NOVEMBER	July 2020 to-date CUMULATIVE COST
VAN #204 (gas)	125,578	2.00	11 - 2024	PM-B	\$48.65	
2019 V-Ford Transit 350E	ODO					
Nor-Cal Van	***					
8 Passenger-2 W/C						
Mileage for the Month	489					
					\$48.65	
			10 - 2024	R&R front and rear brake pads. Rotated tires	\$152.63	
			05 - 2024	Replaced steer tires	\$326.63	
			10 - 2023	4 DRIVE TIRES	\$681.73	
			05 - 2023	Replaced front windshield - Glass Dr. Invoice #118896	\$864.52	
			11 - 2022	Replaced windshield Inv. #116867	\$861.21	
			09 - 2022	Installed new 2 way radio and GPS	\$387.90	
			04 - 2022	R&R battery	\$185.09	
			08 - 2021	New Steer and Drive tires installed Jackson tire invoice # 1-195629	\$1,063.58	
			07 - 2021	R&R front and rear brake pads	\$155.36	
			03 - 2021	Front windshield replacement	\$824.17	\$5,551.47

VEHICLE DESCRIPTION	Odometer reading as of 11/30/24	TOTAL REPAIR HOURS	Dates	Maintenance Performed for Month of NOVEMBER 2024 Jobs Exceeding \$150 performed since July 2015 (in Gray) FY 23/24	Cost for Month of NOVEMBER	July 2020 to date CUMULATIVE COST
VAN #205(gas)	33,822	3.25	11 - 2024	PM-B	\$48.65	
2022 V-Ford Transit 350EL	ODO		11 - 2024	R&R rear brake pads	\$87.89	
Nor-Cal Van	***		11 - 2024	Rear upper clearance lights assembly	\$265.18	
8 Passenger-2 W/C						
Mileage for the Month	2,260					
						\$401.72
			05 - 2024	Drive tires	\$647.24	
			04 - 2024	Replaced cracked windshield	\$1,152.40	
			02 - 2024	R&R steer tires	\$343.08	\$2,544.44

VEHICLE DESCRIPTION *Automatic tire chains	Odometer reading as of 11/30/24	TOTAL REPAIR HOURS	Dates	Maintenance Performed for Month of NOVEMBER 2024 Jobs Exceeding \$150 performed since July 2015 (in Gray) FY 23/24	Cost for Month of NOVEMBER	July 2015 to date CUMULATIVE COST
Bus #302 Diesel	178,056	3.25	11 - 2024	Rear bumper repair, repaired W/C lift door lock bar bent	\$0.00	
2013 Chevrolet	ODO		11 - 2024	Adjusted W/C lift platform	\$0.00	
16-passenger 3 w/c	***		11 - 2024	Replaced fastener at W/C lift outer roll stop switch	\$6.83	
Mileage for the Month	1,409		11 - 2024	3.5 gal DEF	\$19.43	
						\$26.26
			09 - 2024	R&R 2 batteries	\$328.52	
			09 - 2024	R&R control arm bushings and alignment - Hewitt invoice	\$528.28	
			08 - 2024	KT trucking rebuilt rear differential	\$5,000.00	
			08 - 2024	R&R steer tires	\$433.56	
			05 - 2024	Hahns - engine derating low flow reductant system	\$552.60	
			01 - 2024	R&R drive tires	\$888.72	
			12 - 2023	Replaced leaking brake hydroboost assembly	\$531.73	
			11 - 2023	R&R radiator, belt, 2 idler pulleys and coolant	\$541.43	
			11 - 2023	R&R alternator	\$231.67	
			10 - 2023	Replaced front rotors	\$257.40	
			10 - 2023	Steering shimmy, replaced worn Pitman arm, idler arm, bracket	\$377.07	
			09 - 2023	Emissions repair - Hahns	\$3,004.25	
			05 - 2023	Steer Tires	\$442.20	
			04 - 2023	new body control module - Hahn's for programming, repaired broken wire to dash blower fan	\$409.89	
			03 - 2023	Emissions repair - Hahn's	\$1,549.03	
			02 - 2023	Replaced brake hydroboost	\$506.93	
			11 - 2022	Power control module	\$304.10	
			11 - 2022	Install BCM/PCM and reprogram at Hahn's	\$301.35	
			10 - 2022	Replaced right head light assembly and both low beam bulbs	\$274.53	
			10 - 2022	Replaced 4 drive tires 225/75R16	\$1,188.00	
			09 - 2022	Installed new 2 way radio and GPS	\$387.90	
			08 - 2022	New Trany reprogramming, new shifter cable, DEF electrical malfunction, Hahn's	\$1,259.84	\$44,312.03

VEHICLE DESCRIPTION *Automatic tire chains	Odometer reading as of 11/30/24	TOTAL REPAIR HOURS	Dates	Maintenance Performed for Month of NOVEMBER 2024 Jobs Exceeding \$150 performed since July 2015 (in Gray) FY 23/24	Cost for Month of NOVEMBER	July 2015 to date CUMULATIVE COST
---	---------------------------------	--------------------	-------	--	----------------------------	-----------------------------------

Bus #303(Gas) 3,062 10.00 11 - 2024 New bus inspection \$0.00

2023 Ford Glaval E-450 ODO 11 - 2024 PM-A 3,000 mile \$0.00

16-passenger 2 w/c *** 11 - 2024 Installed trash can, cup holder, spray bottle, reflective vest, Decals, Body fluid kit \$30.77

Mileage for the Month 714 11 - 2024

\$30.77

\$30.77

VEHICLE DESCRIPTION *Automatic tire chains	Odometer reading as of 11/30/24	TOTAL REPAIR HOURS	Dates	Maintenance Performed for Month of NOVEMBER 2024 Jobs Exceeding \$150 performed since July 2015 (in Gray) FY 23/24	Cost for Month of NOVEMBER	July 2017 to-date CUMULATIVE COST
Bus #403 Diesel	218,994	1.50	11 - 2024	R&R map sensor	\$130.33	
2013 Chevrolet	ODO		11 - 2024	R&R #7 glow plug	\$27.97	
16-passenger 3 w/c	***		11 - 2024	3.4 gal DEF	\$18.87	
Mileage for month	2,268					
			10 - 2024	Replaced steer tires	\$442.84	
			09 - 2024	R&R 3 new drive tires+ 1 used	\$664.26	
			08 - 2024	R&R steering, gear and pitman arm. Test drove	\$746.44	
			07 - 2024	R&R A/C compressor. Added oil and 4 lbs R134A	\$456.33	
			06 - 2024	Emissions repair @ Hahns	\$598.65	
			05 - 2024	R&R 3 idler pulleys, belt tensioner and the fan blower motor	\$334.56	
			04 - 2024	KT Trucking inspected rear differential. Replaced rear axle bearings	\$2,366.43	
			04 - 2024	Replaced all 4 universal joints	\$188.00	
			03 - 2024	R&R steer tires	\$433.52	
			02 - 2024	Vehicle derating. Hahns, performed forced regen and cleared codes	\$951.00	
			01 - 2024	R&R reductant injector, Code not cleared, took to Hahns for evaluation	\$324.52	
			12 - 2023	Replaced passenger entry door motor and bike rack deployment light	\$266.90	
			11 - 2023	Main battery replaced	\$164.23	
			10 - 2023	Hahn's auto HVAC blend door repair	\$993.61	
			10 - 2023	Replaced steer tires	\$442.30	
			09 - 2023	Recovered R134a, replaced accumulator dryer filter and orifice tube. Flushed system, replaced bad hose, recharged system	\$149.99	
			08 - 2023	Left front shock spring tower repair. Dentonies Truck Repair. Inspected under carriage	\$1,350.00	
			08 - 2023	HVAC controller unit	\$180.99	
			08 - 2023	R&R radiator	\$482.07	\$51,766.91

VEHICLE DESCRIPTION *Automatic tire chains	Odometer reading as of 11/30/24	TOTAL REPAIR HOURS	Dates	Maintenance Performed for Month of NOVEMBER 2024 Jobs Exceeding \$150 performed since July 2015 (in Gray) FY 23/24	Cost for Month of NOVEMBER	July 2015 to- date CUMULATIVE COST
---	---------------------------------------	--------------------------	-------	--	-------------------------------	---

Bus #405 (gas) 297,931 4.00 11 - 2024 R&R steering gear box, replaced rear heater hoses, + 1.5 qrts fluid \$315.70

2009 Ford ODO

16-passenger 2 w/c ***

Mileage for the Month 1,322

\$315.70

10 - 2024				Replaced steer tires	\$442.84	
10 - 2024				R&R #6 spark plug and coil. Replaced leaking heater hose + 5 gal of coolant	\$305.67	
09 - 2024				Hewitt alignment R&R upper and low ball joints, sway bar bushings, cam/caster bushings and alignment	\$1,106.24	
09 - 2024				R&R rear outer dual tire	\$221.42	
09 - 2024				R&R front rotors, brake pads, steering dampener and front wheel seals	\$448.32	
08 - 2024				R&R 2 rear tires	\$442.84	
05 - 2024				R&R left and right headlight assemblies	\$254.28	
04 - 2024				R&R right and left rear calipers and brake pads	\$351.41	
12 - 2023				Replaced alternator	\$404.06	
05 - 2023				Replaced IB occupied & stow interlock assembly	\$226.33	
05 - 2023				R&R turn signal switch OEM	\$261.73	
03 - 2023				Replaced multi function switch. 1 new safety belt cutter	\$176.70	
01 - 2023				Replaced outer roll stop foot on wheel chair lift	\$156.95	
01 - 2023				Front rotors, oil seals, rear and front brake pads, and rear calipers. Repaired engine hose coolant leak	\$622.31	\$39,161.24

VEHICLE DESCRIPTION *Automatic tire chains	Odometer reading as of 11/30/24	TOTAL REPAIR HOURS	Dates	Maintenance Performed for Month of NOVEMBER 2024 Jobs Exceeding \$150 performed since July 2015 (in Gray) FY 23/24	Cost for Month of NOVEMBER	July 2015 to-date CUMULATIVE COST
---	---------------------------------------	--------------------------	-------	--	----------------------------------	--

Bus #406 (gas)

2019 Ford

16-passenger 2 w/c

Mileage for the Month

110,878	4.25	11 - 2024	PM-B and air filter	\$67.49	
ODO		11 - 2024	Inspected and lubed steering column mechanism	\$0.00	
***		11 - 2024	R&R serpentine belt	\$42.97	
1,717					

\$110.46

09 - 2024			R&R drive tires	\$885.68	
04 - 2024			R&R steer tires	\$442.20	
03 - 2024			R&R interior camera	\$371.46	
01 - 2024			Replaced drive tires	\$892.92	
12 - 2023			R&R Aux and Main battery	\$278.06	
09 - 2023			Replaced w/c lift outer roll stop shocks and micro switch	\$155.93	
02 - 2023			Replaced 2 steer tires	\$703.51	
12 - 2022			4 Drive Tires	\$1,417.02	
09 - 2022			Installed new 2 way radio and GPS	\$387.90	
05 - 2022			Water pump, belt and coolant	\$211.81	
09 - 2021			New Steer tires	\$606.14	
08 - 2021			New drive tires installed Jackson tire Invoice # 1-GS195762	\$1,056.02	\$7,519.11

VEHICLE DESCRIPTION *Automatic tire chains	Odometer reading as of 11/30/24	TOTAL REPAIR HOURS	Dates	Maintenance Performed for Month of NOVEMBER 2024 Jobs Exceeding \$150 performed since July 2015 (in Gray) FY 23/24	Cost for Month of NOVEMBER	July 2015 to-date CUMULATIVE COST
---	---------------------------------------	--------------------------	-------	--	----------------------------------	--

Bus #407 (gas)

2023 Ford Glaval

16-passenger 2 w/c

Mileage for the Month

17,795

11 - 2024

4.50

PM-B

\$62.07

ODO

11 - 2024

Possible brake issue, inspected and drove, no issue

\$0.00

1,442

\$62.07

\$62.07

VEHICLE DESCRIPTION *Automatic tire chains	Odometer reading as of 11/30/24	TOTAL REPAIR HOURS	Dates	Maintenance Performed for Month of NOVEMBER 2024 Jobs Exceeding \$150 performed since July 2015 (in Gray) FY 23/24	Cost for Month of NOVEMBER	July 2015 to-date CUMULATIVE COST
---	---------------------------------------	--------------------------	-------	--	----------------------------------	--

Bus #408 (gas)

2024 Ford Glava

16-passenger 2 w/c


Mileage for the Month

6,049 0.00

ODO

2,101

_____ \$0.00



\$0.00

VEHICLE DESCRIPTION *Automatic tire chains	Odometer reading as of 11/30/24	TOTAL REPAIR HOURS	Dates	Maintenance Performed for Month of NOVEMBER 2024 Jobs Exceeding \$150 performed since July 2015 (in Gray) FY 23/24	Cost for Month of NOVEMBER	July 2015 to-date CUMULATIVE COST
---	---------------------------------------	--------------------------	-------	--	----------------------------------	--

Bus #409 (gas)

2024 Ford Glaval

16-passenger 2 w/c

Mileage for the Month

5,393

ODO

2,264

11 - 2024

11 - 2024


W/C lift threshold plate adjustment

R&R passenger lap belt retractor, under warranty

\$0.00

\$0.00

\$0.00



10 - 2024

Installed 2 way radio and used coin vault

\$549.03

\$549.03

VEHICLE DESCRIPTION *Automatic tire chains	Odometer reading as of 11/30/24	TOTAL REPAIR HOURS	Dates	Maintenance Performed for Month of NOVEMBER 2024 Jobs Exceeding \$150 performed since July 2015 (in Gray) FY 23/24	Cost for Month of NOVEMBER	July 2015 to-date CUMULATIVE COST
---	---------------------------------------	--------------------------	-------	--	----------------------------------	--

Bus #410 (gas)

2024 Ford Glaval

16-passenger 2 w/c

Mileage for the Month

3,552
ODO

11 - 2024

PM-A, new bus prep, inservice inspection

\$0.00

4.50

\$0.00

VEHICLE DESCRIPTION *Automatic tire chains	Odometer reading as of 11/30/24	TOTAL REPAIR HOURS	Dates	Maintenance Performed for Month of NOVEMBER 2024 Jobs Exceeding \$150 performed since July 2015 (in Gray) FY 23/24	Cost for Month of NOVEMBER	July 2015 to-date CUMULATIVE COST
---	---------------------------------------	--------------------------	-------	--	----------------------------------	--

Bus #504 (diesel)
 2014 Chevy Glaval
 Mileage for the Month

187,012
 ODO

 1,124

1.00
 11 - 2024
 11 - 2024

Front end wobble, bent rims
 Replaced 2 group 31 batteries

\$79.98
 \$328.46

 \$408.44

09 - 2024				Front and Rear brake pads	\$313.25	
09 - 2024				R&R multifunction switch and 15 psi surg tank cap	\$225.01	
08 - 2024				11.5 qrts ATF, spin on filter and internal filter	\$157.39	
07 - 2024				Delta truck repair- dash cluster intermittently inop. Alternator over-charging, replaced with rebuilt from shop	\$2,342.95	
04 - 2024				Sent to CUMMINS WEST, could not duplicate problem. Returned to AT	\$773.50	
02 - 2024				Still has hesitation issues, back at Delta Truck	\$447.53	
02 - 2024				Delta found EGR valve plugged. R&R EGR valve pressure sensor, cross pipe, gasket and electrical connectors	\$3,692.72	
11 - 2023				Engine cooling system problem, parts obsolete, upgraded cooling system	\$1,299.57	
09 - 2023				Replaced thermostat and water pump	\$241.24	
11 - 2022				Coolant surge tank plus 10 gallons coolant	\$345.57	
09 - 2022				Installed new 2 way radio and GPS	\$387.90	
08 - 2022				Suspension Repair - Betts Inv.#20531717	\$2,323.23	
07 - 2022				Replaced fan clutch assembly	\$1,214.07	
02 - 2022				R&R Radiator, located leaks in lines and convector to the parking brake system	\$824.24	
09 - 2021				Low power, Fault codes, cleaned fuel system new fuel filter and air filters	\$205.99	
08 - 2021				AC Repaired at Hals auto care invoice #81373	\$882.47	
05 - 2021				intermittent loss of throttle, Delta truck invoice R008136646 ECM issue	\$1,905.28	
04 - 2021				Delta Truck Center Diagnosed and replaced NOX sensor	\$1,367.74	
07 - 2020				R&R Drive tires jackson tire #1-GS183503	\$1,840.66	
07 - 2020				R&R Fan Clutch	\$1,245.99	
07 - 2020				R&R Front AC Compressor	\$235.25	\$40,629.38

VEHICLE DESCRIPTION *Automatic tire chains	Odometer reading as of 11/30/24	TOTAL REPAIR HOURS	Dates	Maintenance Performed for Month of NOVEMBER 2024 Jobs Exceeding \$150 performed since July 2015 (in Gray) FY 23/24	Cost for Month of NOVEMBER	July 2015 to-date CUMULATIVE COST
---	---------------------------------------	--------------------------	-------	--	----------------------------------	--

Bus #505 (diesel)

2017 Freightliner

Mileage for the Month

141,687	2.50	11 - 2024	Service light flashing, reset oil life monitor	\$0.00	
ODO		11 - 2024	R&R right rear suspension air bag	\$355.78	
***		11 - 2024	Replaced air fitting oin rear air bag	\$0.00	
1,338		11 - 2024	3.4 gal DEF	\$19.24	

\$375.02

09 - 2024			R&R stow kit, roll stop switch and a stow block	\$366.95	
09 - 2024			4 drive tires	\$1,809.72	
09 - 2024			Replaced 2 rims out of round, new tires dismounted, mounted and rebalanced	\$790.92	
08 - 2024			11.5 qrts.ATF, 1 internal filter, 1 spin on filter	\$157.39	
08 - 2024			Turbo sensor bad, R&R turbo speed sensor and cleared codes	\$332.76	
08 - 2024			W/C lift inop. R&R control pendant	\$306.15	
06 - 2024			R&R drivers seat shock absorber	\$183.51	
05 - 2024			R&R diesel exhaust fluid heater	\$1,114.00	
04 - 2024			R&R alternator and 1 battery	\$1,550.01	
04 - 2024			Re-cap tires, dismount, mount and balance	\$1,007.12	
03 - 2024			R&R front shocks	\$264.44	
02 - 2024			Instrument cluster bad, Delta Truck replaced	\$2,131.67	
02 - 2024			R&R left automatic chain tray, replaced air filter/windshield wipers	\$157.09	
11 - 2023			R&R turn signal switch	\$164.72	
08 - 2023			Replaced 3 drive tires severely out of balance	\$838.24	
08 - 2023			R&R front brake pads and hardware	\$274.90	

\$21,816.44

VEHICLE DESCRIPTION *Automatic tire chains	TOTAL REPAIR HOURS	Dates	Maintenance Performed for Month of NOVEMBER 2024 Jobs Exceeding \$150 performed since July 2015 (in Gray) FY 23/24	Cost for Month of NOVEMBER	July 2015 to-date CUMULATIVE COST
Bus #506 (diesel)	145,975	11 - 2024	PM-A	\$0.00	
2017 FREIGHTLINER	ODO	11 - 2024	11.5 qrts ATF, internal filter and spin on filter	\$157.39	
	***	11 - 2024	replaced condenser fan relay	\$10.76	
Mileage for The Month	1,883	11 - 2024	Replaced bike rack with good used one	\$0.00	
		11 - 2024	4.6 gal DEF	\$25.53	
		11 - 2024	4 gal DEF	\$22.20	
		11 - 2024	4 gal DEF	\$22.64	
				\$238.52	
		08 - 2024	Front end shake. Replaced king pins, rotor assemblies, spindle, brake pads, oil seals, hub caps, wheel end kits inner and outer	\$3,416.54	
		06 - 2024	R&R steering gear box, wobble stills exists	\$1,044.17	
		06 - 2024	R&R rear rotors, front right oil seals 2 wheel studs, 1 lug nut, gear oil	\$210.49	
		05 - 2024	R&R front shocks, replaced front wheels w/new tires, shimmy problem still	\$264.44	
		05 - 2024	Front and rear end alignment with bushing inspection - Hewitt	\$334.24	
		04 - 2024	Front brake shake, sent to Betts Truck	\$170.00	
		04 - 2024	R&R right front steer tire	\$424.26	
		03 - 2024	R&R front rotors, wheel seals and gear oil	\$527.04	
		03 - 2024	4 wheels balanced	\$159.96	
		03 - 2024	New drive tires	\$1,484.04	
		02 - 2024	Replaced upper and lower rear sway bar bushings	\$194.28	
		02 - 2024	Steer Tires	\$809.42	
		12 - 2023	PM-B	\$181.16	
		12 - 2023	Replaced front brake pads, rotors, seals and R/S bearings	\$516.73	
		10 - 2023	Replaced turbo charger, actuator and calibrated	\$1,790.25	
		08 - 2023	Replaced both batteries Group 31	\$381.56	
					\$26,158.92

VEHICLE DESCRIPTION *Automatic tire chains	Odometer reading as of 11/30/24	TOTAL REPAIR HOURS	Dates	Maintenance Performed for Month of NOVEMBER 2024 Jobs Exceeding \$150 performed since July 2015 (in Gray) FY 23/24	Cost for Month of NOVEMBER	July 2015 to-date CUMULATIVE COST
Bus #507 (diesel)	182,365	4.75	11 - 2024	PM-A	\$0.00	
2017 FREIGHTLINER	ODO		11 - 2024	R&R left rear suspension air bag	\$355.78	
			11 - 2024	3.8 gal DEF	\$21.09	
	***		11 - 2024	4.2 gal DEF	\$23.31	
Mileage for the Month	3,764		11 - 2024	2 gal DEF	\$11.10	
			11 - 2024	3.5 gal DEF	\$19.81	
					\$431.09	
			10 - 2024	Steer Tires	\$904.86	
			09 - 2024	R&R multifunction switch	\$189.37	
			09 - 2024	R&R electric hydro-booster motor for the brake assist	\$162.39	
			08 - 2024	11.5 qrts. ATF, internal filter and spin on filter	\$157.39	
			08 - 2024	Replaced turbo charger actuator and calibrated	\$1,784.54	
			07 - 2024	R&R drive tires/used recaps in stock R&R one tire chain tray	\$161.58	
			07 - 2024	R&R recaps with new tires. Bus vibrated and shimmed with recaps	\$1,610.63	
			05 - 2024	Front end oil seal, inner/outer race, bearings/gear oil, rear brake pads	\$308.13	
			05 - 2024	R&R broken destination sign glass, replaced drivers seat w/good used one	\$469.37	
			01 - 2024	Repaired leaking heater hose, replaced leaking air valve to parking brake	\$159.93	
			11 - 2023	Replaced rear floor heater core, added coolant	\$150.00	
			11 - 2023	R&R HVAC blower motor, fan and in cab filter	\$217.23	
			10 - 2023	Replaced front calipers and brake pads	\$341.19	
			10 - 2023	Charged and tested batteries, replaced 1 group 31 battery	\$163.75	
			10 - 2023	R&R up stream Nox sensor	\$667.13	
			09 - 2023	Engine derated enroute to Delta Truck, towed	\$562.50	
			09 - 2023	ECM fault code - emissions systems Delta Truck	\$1,216.24	
			09 - 2023	Replaced both batteries	\$327.56	
			09 - 2023	R&R front shocks	\$151.82	\$24,962.32

VEHICLE DESCRIPTION *Automatic tire chains	Odometer reading as of 11/30/24	TOTAL REPAIR HOURS	Dates	Maintenance Performed for Month of NOVEMBER 2024 Jobs Exceeding \$150 performed since July 2015 (in Gray) FY 23/24	Cost for Month of NOVEMBER	July 2015 to-date CUMULATIVE COST
Bus #508 (diesel)	154,492	8.20	11 - 2024	PM-A	\$0.00	
2017 Freightliner	ODO		11 - 2024	Replaced stepwell light	\$8.29	
Mileage for the Month	1,582		11 - 2024	Replaced headlight	\$9.67	
			11 - 2024	Hose for rear heater leaking coolant; replaced hose	\$4.00	
			11 - 2024	R&R fan clutch, ball valve-rear heater, sway bar pivot arm bushings	\$519.75	
			11 - 2024	5 gal DEF	\$28.30	
					\$570.01	
			10 - 2024	Replaced interlock circuit board	\$502.02	
			10 - 2024	Replaced in pan filter, spinner on filter and 11.5 qts. ATF	\$157.66	
			07 - 2024	R&R driver seat shock dampener Delta Truck, transmission codes,unable to fix. Recommended take to Allison Trans.	\$183.57	
			06 - 2024	Repair shop	\$443.94	
			06 - 2024	AG transmission repair	\$680.44	
			05 - 2024	R&R water pump and fuel sending unit	\$362.99	
			03 - 2024	Front end wobble, turned rotors bad. Replaced rotors with new ones and brake pads, right wheel seal	\$1,641.20	
			03 - 2024	Front end shake.Sent to Betts. R&R front leaf spring bushings and alignment.	\$2,214.38	
			02 - 2024	Problem persists, sent back to Betts Balance 4 rear wheels	\$159.96	
			01 - 2024	Replaced front brake rotors and wheel seals.	\$192.30	
			01 - 2024	Replaced rear rotors, seals, bearings and brake pads	\$684.88	
			01 - 2024	Replaced turbo actuator and calibrated	\$1,912.31	
			01 - 2024	Replaced drive tires	\$1,545.10	
			11 - 2023	R&R brake hydro booster and 1 LED light bulb on dash	\$1,003.95	
			10 - 2023	Replaced leaking coolant surge tank	\$305.93	\$24,531.53

VEHICLE DESCRIPTION *Automatic tire chains	Odometer reading as of 11/30/24	REPAIR HOURS	Dates	Maintenance Performed for Month of NOVEMBER 2024 Jobs Exceeding \$150 performed since July 2015 (in Gray) FY 23/24	Cost for Month of NOVEMBER	July 2015 to- date CUMULATIVE COST
TOTALS	27,548	54			\$ 3,432	\$ 337,165



OUT OF SERVICE

- 2013 Chevy Diesel Bus 401 Unrepairable - to be auctioned
- 2013 Chevy Diesel Bus 402 Unrepairable - to be auctioned
- 2013 Chevy Diesel Bus 301 Unrepairable - to be auctioned

PERFORMANCE SUMMARY
November 2024

AMADOR TRANSIT
FY 2024/25

	Jul-24	Aug-24	Sep-24	Oct-24	Nov-24	YEAR TO-DATE	Last FY 23/24 to Date
RIDERSHIP-FIXED ROUTE/DAR							
FIXED ROUTE & DAR PASSENGERS	3,463	3,787	3,314	3,748	3,101	17,413	14,978
SENIORS	207	174	214	202	184	981	1,286
DISABLED	2,146	2,604	2,061	2,466	2,072	11,349	8,442
WHEELCHAIR	196	197	0	180	162	735	714
%SENIORS / DISABLED	74%	79%	69%	76%	78%	75%	70%
YOUTH	66	173	157	191	144	731	722
%YOUTH	2%	5%	5%	5%	5%	4%	5%
BIKES	44	17	21	24	16	122	105
OPERATIONS							
TOTAL SERVICE DAYS	24	22	20	22	19	107	105
VEHICLE SERVICE HOURS	829	1,608	1,070	1,653	1,031	6,191	5,125
PASSENGER PER HOUR	4.2	2.4	3.1	2.3	3.0	2.8	2.9
VEHICLE SERVICE MILES	24,286	24,105	21,402	24,270	19,716	113,779	103,802
VEHICLE NON-REVENUE MILES	1,880	2,010	2,046	2,214	2,066	10,216	9,696
PASSENGER PER MILE	0.14	0.16	0.15	0.15	0.16	0.15	0.14
COSTS							
MONTHLY EXPENSES (Operating Costs)	\$164,183	\$153,317	\$180,660	\$193,923	\$180,519	\$872,602	\$832,192
COST PER PASSENGER	\$47.41	\$40.49	\$54.51	\$51.74	\$58.21	\$50.11	\$55.56
COST PER MILE	\$6.76	\$6.36	\$8.44	\$7.99	\$9.16	\$7.67	\$8.02
COST PER HOUR	\$198.05	\$95.35	\$168.84	\$117.32	\$175.09	\$140.95	\$162.38
REVENUE							
FIXED ROUTE/DAR FAREBOX REVENUE	\$8,203	\$12,740	\$7,297	\$8,771	\$6,666	\$43,677	\$47,389
ADVERTISING SALES	\$3,625	\$3,700	\$3,848	\$2,688	\$3,789	\$17,650	\$16,061
TOTAL FAREBOX RATIO	8.21%	12.12%	6.98%	6.61%	6.46%	7.91%	8.47%
SACRAMENTO ROUTE							
PASSENGERS	216	221	209	270	187	1,103	1,175
SENIORS	73	37	48	53	46	257	457
DISABLED	11	6	19	33	22	91	54
WHEELCHAIR	1	1	0	0	0	2	0
%SENIORS / DISABLED	39%	20%	32%	32%	36%	32%	43%
YOUTH	11	23	48	21	17	120	37
%YOUTH	5%	10%	23%	8%	9%	11%	3%
BIKES	0	0	1	0	0	1	1
VEHICLE SERVICE HOURS	146	159	147	162	133	747	752
PASSENGER PER HOUR	1.5	1.4	1.4	1.7	1.4	1.5	1.6
VEHICLE SERVICE MILES	4,064	4,052	3,657	4,033	3,308	19,114	18,824
VEHICLE NON-REVENUE MILES	134	134	122	134	110	634	628
PASSENGER PER MILE	0.05	0.05	0.06	0.07	0.06	0.06	0.06
OPERATING COST @\$173.92 x service days (Amador City to Sac City Line)	\$3,826	\$3,826	\$3,478	\$3,826	\$3,304	\$18,260	\$17,912
COST PER PASSENGER	\$17.71	\$17.31	\$16.64	\$14.17	\$17.67	\$16.55	\$15.24
COST PER MILE	\$0.94	\$0.94	\$0.95	\$0.95	\$1.00	\$0.96	\$0.95
COST PER HOUR	\$26.21	\$24.06	\$23.66	\$23.62	\$24.84	\$24.44	\$23.82
SAC FAREBOX REVENUE	\$690	\$632	\$569	\$569	\$418	\$2,878	\$2,486
SAC CONTRACT REVENUE	\$7,948	\$8,614	\$9,394	\$8,066	\$8,923	\$42,945	\$36,025

AMADOR TRANSIT
STATEMENT OF NET POSITION
 As of November 30, 2024

	Nov 30, 24
ASSETS	
Current Assets	
Checking/Savings	
11100 · 3670 NewWF Checking - Operating	197,552.28
11200 · 8794 Wells Fargo Savings Res	
11210 · Fleet Reserve	363,286.76
11220 · Building Reserve	72,956.67
11230 · Equipment Reserve	29,927.71
	466,171.14
Total 11200 · 8794 Wells Fargo Savings Res	
11300 · 8802 Wells Fargo Savings-Grants	
10700 · SGR Funds	52,175.73
	52,175.73
Total 11300 · 8802 Wells Fargo Savings-Grants	
Total Checking/Savings	715,899.15
Accounts Receivable	
12035 · CRSSA 5310	84,348.36
12040 · 5311 Cares	311,252.00
	395,600.36
Total Accounts Receivable	
Other Current Assets	
13000 · Pre-Paid expenses	
13100 · Prepaid Insurance	4,638.55
13200 · Pre-Paid IT Service Contract	22,694.18
	27,332.73
Total 13000 · Pre-Paid expenses	
Total Other Current Assets	27,332.73
Total Current Assets	1,138,832.24
Fixed Assets	
15100 · LAND	254,026.00
15200 · BUILDING	2,420,401.21
15300 · EQUIPMENT	
15500 · COMPUTERS AND SOFTWARE	33,015.52
15300 · EQUIPMENT - Other	192,785.38
	225,800.90
Total 15300 · EQUIPMENT	
15400 · Buses	
15450 · Bus Equipment	23,986.01
	23,986.01
Total 15400 · Buses	
16000 · ACCUMULATED DEPRECIATION	(2,905,429.00)
	18,785.12
Total Fixed Assets	
TOTAL ASSETS	1,157,617.36

AMADOR TRANSIT
STATEMENT OF NET POSITION
As of November 30, 2024

	<u>Nov 30, 24</u>
LIABILITIES & EQUITY	
Liabilities	
Current Liabilities	
Accounts Payable	
20000 · ACCOUNTS PAYABLE	34,324.46
Total Accounts Payable	34,324.46
Other Current Liabilities	726,232.30
Total Current Liabilities	760,556.76
Long Term Liabilities	
22400 · Pension Liability	1,108,604.00
26100 · Deferred Inflow Pension	439,732.00
Total Long Term Liabilities	1,548,336.00
Total Liabilities	2,308,892.76
TOTAL LIABILITIES & EQUITY	2,308,892.76

AMADOR TRANSIT
 Annual Budget vs. Actual
 November 2024 41% of FY

	Jul - Nov 24	Budget	\$ Over Budget	% of Budget
Ordinary Income/Expense				
Income				
41000 · FARE REVENUE				
41100 · FIXED ROUTE REVENUE	26,138.27	45,000.00	-18,861.73	58.1%
41200 · DIAL-A-RIDE REVENUE	15,930.57	42,000.00	-26,069.43	37.9%
Total 41000 · FARE REVENUE	42,068.84	87,000.00	-44,931.16	48.4%
42000 · NON-FARE REVENUES				
41300 · SACRAMENTO SERV.CONTRACT	26,169.19	85,000.00	-58,830.81	30.8%
41350 · LCTOP Operating Funds	109,214.00	109,214.00	0.00	100.0%
42100 · LOCAL TRANSP FUND(LTF)	244,629.17	543,325.00	-298,695.83	45.0%
42250 · SGR Funds	134.00	68,502.00	-68,368.00	0.2%
42270 · 5339(a) FLEET REIMBURSEMENT	0.00	152,630.00	-152,630.00	0.0%
42300 · 5311 Operating Assistance	0.00	317,477.00	-317,477.00	0.0%
42315 · 5311 CRRSAA Act 2021	0.00	186,971.00	-186,971.00	0.0%
42400 · 5310 Expanded Mobility	111,663.46	111,663.00	0.46	100.0%
42500 · ADVERTISING CONTRACT	14,023.75	58,333.00	-44,309.25	24.0%
42705 · STA FUNDS - OPERATING ASSIST.	0.00	130,050.00	-130,050.00	0.0%
Total 42000 · NON-FARE REVENUES	506,202.80	1,763,165.00	-1,256,962.20	28.7%
Total Income	548,271.64	1,850,165.00	-1,301,893.36	29.6%
Gross Profit	548,271.64	1,850,165.00	-1,301,893.36	29.6%
Expense				
50010 · LABOR				
50100 · SALARIES & WAGES - Fixed Route	145,121.44	318,773.00	-173,651.56	45.5%
50200 · SALARIES & WAGES - DAR	68,886.22	137,751.00	-68,864.78	50.0%
50300 · MAINT.& FACILITIES WAGES	75,805.33	174,069.00	-98,263.67	43.5%
50400 · ADMINISTRATIVE WAGES	117,347.22	316,623.00	-199,275.78	37.1%
50500 · OTHER SALARIES & WAGES	60,104.94	125,343.00	-65,238.06	48.0%
Total 50010 · LABOR	467,265.15	1,072,559.00	-605,293.85	43.6%
51000 · BENEFITS				
51100 · FICA	7,157.72	15,000.00	-7,842.28	47.7%
51150 · PENSION PLAN (CalPERS)	84,554.63	182,927.00	-98,372.37	46.2%
51200 · MEDICAL PLAN	25,220.34	63,000.00	-37,779.66	40.0%
51260 · DENTAL PLAN	3,625.89	8,550.00	-4,924.11	42.4%
51300 · VISION PLAN	510.86	1,250.00	-739.14	40.9%
51350 · WORKERS COMP INS	39,574.00	87,000.00	-47,426.00	45.5%
51420 · DISABILITY INSURANCE	4,609.50	9,000.00	-4,390.50	51.2%
51450 · UNEMPLOYMENT INSURANCE	250.80	4,000.00	-3,749.20	6.3%
51600 · UNIFORMS/WORK CLOTHES ALLOW	2,505.11	2,900.00	-394.89	86.4%
51650 · OTHER BENEFITS	761.98	2,000.00	-1,238.02	38.1%
Total 51000 · BENEFITS	168,770.83	375,627.00	-206,856.17	44.9%
52000 · SERVICES & USER FEES				
52100 · VEHICLE TECH SERV-OUTSOURCE	12,800.47	35,000.00	-22,199.53	36.6%
52150 · PROPERTY MAINTENANCE SERVICES	2,951.49	7,500.00	-4,548.51	39.4%
52250 · LEGAL COUNSEL	36,505.70	5,000.00	31,505.70	730.1%
52300 · ADVERTISING & MARKETING	5,674.81	14,262.00	-8,587.19	39.8%
52350 · LEGAL NOTICES	0.00	100.00	-100.00	0.0%

AMADOR TRANSIT
 Annual Budget vs. Actual
 November 2024 41% of FY

	Jul - Nov 24	Budget	\$ Over Budget	% of Budget
52400 · SOFTWARE MAINTENANCE FEES	16,095.99	15,850.00	245.99	101.6%
52420 · DRUG & ALCOHOL SERVICES	2,304.00	3,750.00	-1,446.00	61.4%
52500 · FACILITY SECURITY SYSTEM	3,344.46	4,250.00	-905.54	78.7%
52550 · GSA COST ALLOC-(POSTAGE/PRINT)	171.90	500.00	-328.10	34.4%
52600 · PROFESSIONAL & TECH SERVICES	2,377.98	10,000.00	-7,622.02	23.8%
52610 · Fees Bank, Merchant, Service	341.03	800.00	-458.97	42.6%
Total 52000 · SERVICES & USER FEES	82,567.83	97,012.00	-14,444.17	85.1%
53000 · MATERIALS & SUPPLIES CONSUMED				
53100 · FUEL	84,283.30	190,000.00	-105,716.70	44.4%
53150 · TIRES	10,385.43	24,000.00	-13,614.57	43.3%
53200 · LUBRICATION	1,612.53	3,500.00	-1,887.47	46.1%
53250 · TOOLS	457.62	1,200.00	-742.38	38.1%
53300 · VEHICLE MAINT-REPAIR PARTS	23,409.57	45,000.00	-21,590.43	52.0%
53350 · SHOP SUPPLIES (Consumables)	1,101.34	4,500.00	-3,398.66	24.5%
53400 · VEHICLE ACCESSORIES	421.66	750.00	-328.34	56.2%
53425 · TOWING	1,375.00	2,000.00	-625.00	68.8%
53450 · FACILITIES MAINT/REPAIR PARTS	2,257.61	4,000.00	-1,742.39	56.4%
53500 · TRANSIT CENTER SUPPLIES	202.06	500.00	-297.94	40.4%
53550 · OFFICE SUPPLIES	1,964.07	4,500.00	-2,535.93	43.6%
53650 · PRINTING (Schedules, Brochures)	0.00	3,000.00	-3,000.00	0.0%
53670 · COMPUTER PROGRAM & SUPPLIES	19.00	400.00	-381.00	4.8%
53700 · SAFETY & EMERGENCY SUPPLIES	0.00	1,600.00	-1,600.00	0.0%
53750 · OTHER MATERIALS & SUPPLIES	78.44	600.00	-521.56	13.1%
Total 53000 · MATERIALS & SUPPLIES CONSUMED	127,567.63	285,550.00	-157,982.37	44.7%
54000 · UTILITIES				
54100 · AT WATER/SEWER/GARBAGE	2,429.44	5,000.00	-2,570.56	48.6%
54200 · AT -PGE/NATURAL GAS	1,314.11	1,800.00	-485.89	73.0%
54300 · TRANSIT CTR/WATER/SEWER/GARB	1,417.02	3,500.00	-2,082.98	40.5%
54400 · TRANSIT CENTER-PGE	367.51	1,100.00	-732.49	33.4%
54500 · OFFICE PHONES/INTERNET/CELL	5,840.67	11,200.00	-5,359.33	52.1%
Total 54000 · UTILITIES	11,368.75	22,600.00	-11,231.25	50.3%
56000 · CASUALTY & LIABILITY COSTS				
56100 · LIABILITY & PROPERTY DAMAGE INS	86,112.83	150,000.00	-63,887.17	57.4%
Total 56000 · CASUALTY & LIABILITY COSTS	86,112.83	150,000.00	-63,887.17	57.4%
58000 · MISCELLANEOUS (NEW)				
58050 · DUES & SUBSCRIPTIONS	700.00	2,300.00	-1,600.00	30.4%
58200 · TRAVEL & MEETINGS	402.98	800.00	-397.02	50.4%
58300 · SAFETY PROGRAM	191.29	750.00	-558.71	25.5%
58400 · TRAINING-Seminars & Materials	437.50	1,000.00	-562.50	43.8%
58450 · CDL/ DOT MED/BkGrnd Checks	862.00	1,750.00	-888.00	49.3%
58500 · Penalties/Late Fees	9.22	50.00	-40.78	18.4%
58600 · Other Miscellaneous	153.17	350.00	-196.83	43.8%
Total 58000 · MISCELLANEOUS (NEW)	2,756.16	7,000.00	-4,243.84	39.4%
59000 · LEASES / RENTALS				
59100 · Leases & Rentals	10,281.81	10,000.00	281.81	102.8%
Total 59000 · LEASES / RENTALS	10,281.81	10,000.00	281.81	102.8%
Total Expense	956,690.99	2,020,348.00	-1,063,657.01	47.4%

3:55 PM
 12/10/24
 Accrual Basis

AMADOR TRANSIT
 Annual Budget vs. Actual
 November 2024 41% of FY

	<u>Jul - Nov 24</u>	<u>Budget</u>	<u>\$ Over Budget</u>	<u>% of Budget</u>
Net Ordinary Income	-408,419.35	-170,183.00	-238,236.35	240.0%
Other Income/Expense				
Other Expense				
60000 · CAPITAL DEPRECIATION ALLOCATION				
60125 · Cap.Reserve-Equip.Depreciation	15,905.58	25,524.00	-9,618.42	62.3%
60150 · Cap.Reserve-Buildg.Depreciation	1,849.00	48,727.00	-46,878.00	3.8%
60175 · Cap.Reserve-Fleet Depreciation	6,033.32	157,784.00	-151,750.68	3.8%
Total 60000 · CAPITAL DEPRECIATION ALLOCATION	<u>23,787.90</u>	<u>232,035.00</u>	<u>-208,247.10</u>	<u>10.3%</u>
Total Other Expense	<u>23,787.90</u>	<u>232,035.00</u>	<u>-208,247.10</u>	<u>10.3%</u>
Net Other Income	-23,787.90	-232,035.00	208,247.10	10.3%
Net Income	<u>-432,207.25</u>	<u>-402,218.00</u>	<u>-29,989.25</u>	<u>107.5%</u>

AMADOR TRANSIT
2024 COMMITTEE APPOINTMENTS
February 1, 2024

Administrative Committee (normally the Chair and Vice Chair)
Chairman Crew and Vice Chairman McLean

Finance Committee
Director Plasse and Director Riordan

Personnel Committee
Chairman Crew and Director Bragstad

Employee MOU Negotiation Committee
Chairman Crew and Vice Chairman McLean

Directors may attend any committee meetings provided such does not create a quorum.



TO: AT BOARD OF DIRECTORS
FROM: Patricia M. Amarant, General Manager
DATE: January 2, 2025
RE: Sacramento Fare and Passenger stat details

1.) Sacramento Fares Structure

The fare structure is defined and separated according to where passengers are picked up and dropped off. Passenger fares vary depending on what discount cards or monthly passes are used when boarding AT buses. The acceptable discounts are: AT monthly pass, Sac RT monthly pass, or Sac RT student discount card. Passengers using a “connect card” (purchased through Sac RT) must present the card to the driver to receive the discount fare.

2.) Sacramento Tally Sheet

AT drivers use the tally sheet to denote passengers according to where they board and their destination. Passengers using discount fare cards are marked in the appropriate sections. The tally sheets are given to the dispatchers at the end of their route.

3.) Daily ridership worksheet

Each day, the dispatcher reviews the Sac tally sheets and enters the information into the daily ridership worksheet. The sample of the worksheet for Sacramento shows the location of passengers who boarded and destination. Passenger classification (i.e. adult, senior, disabled, etc.) and all fare information is recorded in the spreadsheet.

4.) Ridership stats monthly worksheet by FY

Daily ridership counts are entered in the appropriate month in the spreadsheet as shown. Revenue and non-revenue miles, service days and service hours are also tallied.

5.) Fare collection data

Fares are recorded on the summary page of the FY worksheet. These amounts are then entered into the Performance report provided at each board meeting, summarizing all data. As a side note, after reviewing all collection methods and Sacramento billing, the auditors confirmed that we are recording properly for the farebox recovery ratio.

AT / SACRAMENTO FARE STRUCTURE 2023

PASSENGERS TRAVELING BETWEEN AMADOR COUNTY AND SACRAMENTO

GENERAL \$7.00
with Sac RT monthly pass: \$4.50
with Sac RT day pass: \$4.50
with AT monthly pass (\$1 value): \$6.00

SENIOR/DISABLED \$4.15
with AT monthly pass (\$1.00 value): \$3.15
with SAC RT monthly pass \$2.75

STUDENT \$5.50
with Sac RT student discount card: \$2.75

FULL TRIP

PASSENGERS TRAVELING BETWEEN AMADOR COUNTY AND RANCHO MURIETA

GENERAL \$4.00
with AT monthly pass (\$1.00 value): \$3.00

SENIOR/DISABLED \$2.50
with AT monthly pass (\$1 value): \$1.50

STUDENT \$2.50
with AT Monthly pass (\$1.00 Value): \$1.50

AMADOR

PASSENGERS TRAVELING BETWEEN SACRAMENTO AND RANCHO MURIETA

GENERAL \$3.00
with Sac RT monthly pass (\$2.50 value): 50¢
with Sac RT day pass (\$2.50 value): 50¢

If using a "connect card"-present to driver

SENIORS/HANDICAPPED \$1.65
with Sac RT monthly pass : 25¢
w/Sac RT student monthly pass : 25¢

STUDENT \$3.00
with Sac RT student monthly pass: 25¢

SACRAMENTO

1.)

DATE _____ DRIVER _____ TIME _____

BUS# _____ START _____ END _____ MILES _____

Route # 1 _____

AMADOR

SACRAMENTO

\$4.00 ADULT VENMO _____

\$3.00 ADULT VENMO _____

RT MP and Day Pass+ 50¢

\$2.50 SENIOR/VETERAN VENMO _____

\$1.65 SENIOR/VETERAN VENMO _____

AT MP + \$1.50

RT MP and Day Pass+ 25¢

\$2.50 ADA VENMO _____ LIFT USER

\$1.65 ADA VENMO _____ LIFT USER

AT MP + \$1.50

RT MP and Day Pass + 25¢

\$2.50 STUDENT VENMO _____

\$3.00 STUDENT VENMO _____

AT MP + \$1.50

RT Student Pass and Day Pass+ 25¢

Non-Revenue PCA

Non-Revenue CHILD

Non-Revenue PCA

Non-Revenue CHILD

\$2 Adult _____
\$1 Senior _____
\$1 ADA _____
\$1 Youth _____
Monthly Pass _____
Non-Rev PCA _____
Non-Rev CHILD _____

BIKES

OFFICE USE ONLY

CASH RECEIVED _____

AT TICKETS: \$ ____ / ____ \$ ____ / ____ \$ ____ / ____ \$ ____ / ____ \$ ____ / ____ \$ ____ / ____ = _____

VENMO _____

RT PASSES RECEIVED:

Adult MP _____ x \$2.50 = _____

Senior/ADA MP _____ x \$1.65 = _____

Youth Discount Pass _____ x \$2.50 = _____

RT NON-VALIDATED TICKETS: \$2.50 _____ \$ ____ / ____ \$ ____ / ____ \$ ____ / ____ \$ ____ / ____ = _____

RT VALIDATED TICKETS: \$2.50 _____ \$ ____ / ____ \$ ____ / ____ \$ ____ / ____ \$ ____ / ____ = _____

RT DAY PASS: Non-Validated _____ Validated _____ x \$2.50 = _____

TOTAL: _____

2.)

	A	B	C	D	E	F	G	H	I	J	K	L	M	N
			ADULTS	SENIORS	DISABLED	YOUTH	CHILD	Non-Revenue	WHEEL CHAIRS	BIKES	Total Trips	Total Seniors	Total Disabled	Total Yc
1														
2	Month of	JULY												
3	Year	2023												
4	Sacramento	11 amador	28	14	2	0	0	1	0	0	45	14	2	
5		11 sac	29	14	1	1	0	1	0	0	46	14	1	
6		12 amador	33	15	1	2	0	0	0	0	51	15	1	
7		12 sac	39	17	2	4	0	0	0	0	62	17	2	
8	July Totals		129	60	6	7	0	2	0	0	204	60	6	
9														
10	Month of	AUGUST												
11	Year	2023												
12	Sacramento	11 amador	32	22	5	0	0	0	0	0	59	22	5	
13		11 sac	38	23	3	1	0	1	0	0	66	23	3	
14		12 amador	38	33	6	1	0	1	0	0	79	33	6	
15		12 sac	50	34	4	1	0	1	0	0	90	34	4	
16	August Totals		158	112	18	3	0	3	0	0	294	112	18	
17	YTD		287	172	24	10	0	5	0	0	498	172	24	
18														
19	Month of	SEPTEMBER												
20	Year	2023												
21	Sacramento	11 amador	28	29	1	2	0	0	0	1	60	29	1	
22		11 sac	29	22	0	2	0	0	0	0	53	22	0	
23		12 amador	23	32	2	5	0	0	1	0	62	32	2	
24		12 sac	23	31	8	0	0	0	1	0	62	31	8	
25	September Totals		103	114	11	9	0	0	2	1	237	114	11	
26	YTD		390	286	35	19	0	5	2	1	735	286	35	
27														
28	Month of	OCTOBER												
29	Year	2023												
30	Sacramento	11 amador	28	30	0	3	0	0	0	0	61	30	0	
31		11 sac	30	15	7	1	0	0	0	0	53	15	7	
32		12 amador	33	20	0	5	0	0	0	1	58	20	0	
33		12 sac	34	26	2	1	0	0	0	0	63	26	2	
34	October Totals		125	91	9	10	0	0	0	1	235	91	9	
35	YTD		515	377	44	29	0	5	2	2	970	377	44	

4.)

	A	B	C	D	E	F	G	H	I	J	K	L	M	N
			ADULTS	SENIORS	DISABLED	YOUTH	CHILD	Non-Revenue	WHEEL CHAIRS	BIKES	Total Trips	Total Seniors	Total Disabled	Total Yc
1														
36														
37	Month of	NOVEMBER												
38	Year	2023												
39	Sacramento	11 amador	31	11	0	3	0	0	0	0	45	11	0	
40		11 sac	35	18	4	0	0	0	0	0	57	18	4	
41		12 amador	22	24	1	4	0	0	0	0	51	24	1	
42		12 sac	23	27	5	1	0	0	0	0	56	27	5	
43	November Totals		111	80	10	8	0	0	0	0	209	80	10	
44	YTD		626	457	54	37	0	5	2	2	1179	457	54	
45														
46	Month of	DECEMBER												
47	Year	2023												
48	Sacramento	11 amador	29	16	1	1	0	0	0	0	47	16	1	
49		11 sac	29	22	3	0	0	0	0	0	54	22	3	
50		12 amador	19	15	5	3	0	0	0	0	42	15	5	
51		12 sac	21	30	3	0	2	0	0	0	56	30	3	
52	December Totals		98	83	12	4	2	0	0	0	199	83	12	
53	YTD		724	540	66	41	2	5	2	2	1378	540	66	
54														
55	Month of	JANUARY												
56	Year	2024												
57	Sacramento	11 amador	32	14	2	2	0	0	1	1	50	14	2	
58		11 sac	39	21	2	3	0	0	1	0	65	21	2	
59		12 amador	28	12	4	5	0	0	0	0	49	12	4	
60		12 sac	34	21	7	2	0	0	0	0	64	21	7	
61	January Totals		133	68	15	12	0	0	2	1	228	68	15	
62	YTD		857	608	81	53	2	5	4	3	1606	608	81	
63														
64	Month of	FEBRUARY												
65	Year	2024												
66	Sacramento	11 amador	20	12	3	1	0	0	0	1	36	12	3	
67		11 sac	23	25	2	0	0	3	0	0	53	25	2	
68		12 amador	25	19	5	0	0	1	0	0	50	19	5	
69		12 sac	26	31	5	1	0	1	0	0	64	31	5	
70	February Totals		94	87	15	2	0	5	0	1	203	87	15	
71	YTD		951	695	96	55	2	10	4	4	1809	695	96	

	A	B	C	D	E	F	G	H	I	J	K	L	M	N
			ADULTS	SENIORS	DISABLED	YOUTH	CHILD	Non-Revenue	WHEEL CHAIRS	BIKES	Total Trips	Total Seniors	Total Disabled	Total Yo
1														
72														
73	Month of	MARCH												
74	Year	2024												
75	Sacramento	11 amador	23	8	0	1	0	0	0	0	32	8	0	
76		11 sac	25	13	0	0	0	0	0	0	38	13	0	
77		12 amador	29	15	0	1	0	0	0	0	45	15	0	
78		12 sac	30	13	4	0	0	0	0	0	47	13	4	
79	March Totals		107	49	4	2	0	0	0	0	162	49	4	
80	YTD		1058	744	100	57	2	10	4	4	1971	744	100	
81														
82	Month of	APRIL												
83	Year	2024												
84	Sacramento	11 amador	15	16	0	0	0	0	0	0	31	16	0	
85		11 sac	23	15	1	0	0	1	0	0	40	15	1	
86		12 amador	28	20	2	5	0	0	0	0	55	20	2	
87		12 sac	21	19	4	0	0	0	0	0	44	19	4	
88	April Totals		87	70	7	5	0	1	0	0	170	70	7	
89	YTD		1145	814	107	62	2	11	4	4	2141	814	107	
90														
91	Month of	MAY												
92	Year	2024												
93	AM-SAC EXPRESS	11 amador	14	14	1	1	0	0	0	0	30	14	1	
94		11 sac	19	10	2	1	0	0	1	0	32	10	2	
95		12 amador	29	17	3	0	0	0	0	0	49	17	3	
96		12 sac	27	15	4	0	0	0	0	0	46	15	4	
97	May Totals		89	56	10	2	0	0	1	0	157	56	10	
98	YTD		1234	870	117	64	2	11	5	4	2298	870	117	
99														
100	Month of	JUNE												
101	Year	2024												
102	Sacramento	11 amador	22	14	3	3	0	0	0	0	42	14	3	
103		11 sac	20	16	15	0	0	0	0	0	51	16	15	
104		12 amador	20	11	3	1	0	0	0	0	35	11	3	
105		12 sac	19	16	15	0	0	0	0	0	50	16	15	
106	June Totals		81	57	36	4	0	0	0	0	178	57	36	
107	YTD		1315	927	153	68	2	11	5	4	2476	927	153	

	A	B	C	D	E	F	G	H	I	J	K	L	M	N	O	AG	AH
1			Total Trips	Service Days	Passengers per Day	ADULTS	Senior	Disabled	Youth	Child	Non-Revenue	TOTAL T/D	Wheel Chairs	Bikes		Fixed Fares	SAC FARE
2	Year	2023/2024															
3	PASSENGERS	JULY	2,929	22	133	1,150	258	1,418	64	1	38	1,779	105	19		\$1,956.21	\$22
4		AUGUST	3,516	23	153	1,002	385	1,934	149	1	65	2,534	175	30		\$1,446.54	\$35
5		SEPTEMBER	3,322	20	166	901	392	1,760	227	1	41	2,421	152	18		\$1,259.72	\$22
6		OCTOBER	3,339	21	159	994	395	1,725	152	3	70	2,345	129	18		\$1,077.80	\$38
7		NOVEMBER	3,047	19	160	842	313	1,659	167	-	66	2,205	154	21		\$962.95	\$29
8		DECEMBER	3,653	20	183	1,548	300	1,541	154	4	106	2,105	159	14		\$1,233.07	\$36
9		JANUARY	3,180	21	151	765	278	1,852	154	5	126	2,415	106	19		\$1,010.69	\$34
10		FEBRUARY	3,128	20	156	754	351	1,742	179	5	97	2,374	120	12		\$1,001.43	\$24
11		MARCH	3,866	21	184	1,528	254	1,860	145	7	72	2,338	139	9		\$1,164.85	\$18
12		APRIL	3,491	22	159	834	295	2,013	216	10	123	2,657	208	4		\$1,301.00	\$21
13		MAY	3,572	23	155	918	279	2,027	223	5	120	2,654	171	18		\$1,259.63	\$36
14		JUNE	3,112	20	156	779	244	1,849	149	9	80	2,331	120	24		\$1,038.90	\$31
15	Totals		40,155	252	159	12,015	3,744	21,380	1,979	51	1,004	28,158	1,738	206		\$14,712.79	\$3,52

5.)

AMADOR TRANSIT

Expenditure Transaction Detail By Account

November 28 through December 23, 2024

Date	Name	Memo	Amount
51000 ☐BENEFITS			
51150 ☐PENSION PLAN (CalPERS)			
12/13/2024	CalPERS	1899375431	201.17
12/13/2024	CalPERS	1899375431	6,687.58
Total 51150 ☐PENSION PLAN (CalPERS)			6,888.75
51600 ☐UNIFORMS/WORK CLOTHES ALLOW			
12/12/2024	Amador Transit - Petty Cash	Peacock	100.00
12/20/2024	JB's Awards & Engraving		278.58
Total 51600 ☐UNIFORMS/WORK CLOTHES ALLOW			378.58
Total 51000 ☐BENEFITS			7,267.33
52000 ☐SERVICES & USER FEES			
52100 ☐VEHICLE TECH SERV-OUTSOURCE			
12/12/2024	Sutter Creek Car Wash		59.31
Total 52100 ☐VEHICLE TECH SERV-OUTSOURCE			59.31
52150 ☐PROPERTY MAINTENANCE SERVICES			
12/12/2024	Orkin Services of California	TC	119.99
12/12/2024	Orkin Services of California	AT	128.99
Total 52150 ☐PROPERTY MAINTENANCE SERVICES			248.98
52250 ☐LEGAL COUNSEL			
12/12/2024	O'Hagen Meyer, LLC	KY24K2596990	3,154.50
Total 52250 ☐LEGAL COUNSEL			3,154.50
52300 ☐ADVERTISING & MARKETING			
12/20/2024	CableTime	September	350.00
12/13/2024	KVGC 1340 AM	November	500.00
Total 52300 ☐ADVERTISING & MARKETING			850.00
52420 ☐DRUG & ALCOHOL SERVICES			
12/12/2024	Amador Transit - Petty Cash	B & K Ransom	65.00
Total 52420 ☐DRUG & ALCOHOL SERVICES			65.00
52550 ☐GSA COST ALLOC-(POSTAGE/PRINT)			
12/12/2024	Amador County General Serv...		34.30
12/13/2024	U.S. BANK	Certified letters	147.72
Total 52550 ☐GSA COST ALLOC-(POSTAGE/PRINT)			182.02
52600 ☐PROFESSIONAL & TECH SERVICES			
12/20/2024	Bill's Hydraulic Jack Service	Annual lift inspection	2,030.24
12/16/2024	U.S. BANK	Blackvue	63.99
Total 52600 ☐PROFESSIONAL & TECH SERVICES			2,094.23
Total 52000 ☐SERVICES & USER FEES			6,654.04
53000 ☐MATERIALS & SUPPLIES CONSUMED			
53100 ☐FUEL			
12/12/2024	Hunt & Sons, Inc.		6,059.96
12/17/2024	Hunt & Sons, Inc.		6,616.01
Total 53100 ☐FUEL			12,675.97
53150 ☐TIRES			
12/12/2024	Jackson Tire Service, Inc.	5x	1,322.06
12/12/2024	Jackson Tire Service, Inc.		-30.00
12/20/2024	Jackson Tire Service, Inc.	2x	220.34
12/12/2024	Les Schwab Tires	504	79.98
Total 53150 ☐TIRES			1,592.38
53250 ☐TOOLS			

AMADOR TRANSIT Expenditure Transaction Detail By Account

November 28 through December 23, 2024

Date	Name	Memo	Amount
12/13/2024	U.S. BANK	crimp tool	40.92
12/13/2024	U.S. BANK	tire gauge	13.45
Total 53250 TOOLS			54.37
53300 VEHICLE MAINT-REPAIR PARTS			
12/12/2024	Delta Truck Center	bushing swaybar 508	280.57
12/12/2024	Delta Truck Center	506 sender-fuel	105.95
12/17/2024	Delta Truck Center	508 swaybar, bushing	280.57
12/17/2024	Delta Truck Center	Fan Drive 507	346.22
12/12/2024	Glass Doctor of The Gold Cou...	302 windshield	503.70
12/06/2024	NAPA Auto Parts		733.73
12/17/2024	NAPA Auto Parts	Idler Pulley	109.17
12/17/2024	NAPA Auto Parts	Air filters	78.06
12/17/2024	NAPA Auto Parts	lamp	2.65
12/12/2024	Ron DuPratt Ford	102 moulding AC	113.26
12/13/2024	U.S. BANK	Halogen bulbs	109.11
12/13/2024	U.S. BANK	wiper blades	53.86
12/13/2024	U.S. BANK	heater motor	80.91
12/13/2024	U.S. BANK	LP light	19.20
Total 53300 VEHICLE MAINT-REPAIR PARTS			2,816.96
53350 SHOP SUPPLIES (Consumables)			
12/12/2024	O'Reilly Auto Parts	heater hose	33.83
12/13/2024	U.S. BANK	shop water	30.52
12/13/2024	U.S. BANK	spade connectors	17.22
Total 53350 SHOP SUPPLIES (Consumables)			81.57
53400 VEHICLE ACCESSORIES			
12/13/2024	U.S. BANK	window breaker	22.60
Total 53400 VEHICLE ACCESSORIES			22.60
53450 FACILITIES MAINT/REPAIR PARTS			
12/13/2024	U.S. BANK	Batteries	869.88
12/13/2024	U.S. BANK	Zep	11.83
12/13/2024	U.S. BANK	PT	79.71
12/16/2024	U.S. BANK		10.56
Total 53450 FACILITIES MAINT/REPAIR PARTS			971.98
53500 TRANSIT CENTER SUPPLIES			
12/13/2024	U.S. BANK	deodorizer	36.46
Total 53500 TRANSIT CENTER SUPPLIES			36.46
53550 OFFICE SUPPLIES			
12/13/2024	U.S. BANK	Clock	47.40
12/13/2024	U.S. BANK	Labor notices 2025	140.23
12/13/2024	U.S. BANK	command strips	46.04
12/16/2024	U.S. BANK	Clock	47.40
12/16/2024	U.S. BANK	chargers	48.44
12/16/2024	U.S. BANK	cell cases	32.86
12/16/2024	U.S. BANK		75.94
12/16/2024	U.S. BANK		28.00
Total 53550 OFFICE SUPPLIES			466.31
Total 53000 MATERIALS & SUPPLIES CONSUMED			18,718.60
54000 UTILITIES			
54100 AT WATER/SEWER/GARBAGE			
12/12/2024	Aces Waste Services, Inc.		258.44
12/16/2024	Amador Water Agency	October	218.43
12/16/2024	Amador Water Agency	November	218.43
Total 54100 AT WATER/SEWER/GARBAGE			695.30
54200 AT -PGE/NATURAL GAS			

AMADOR TRANSIT

Expenditure Transaction Detail By Account

November 28 through December 23, 2024

Date	Name	Memo	Amount
12/16/2024	P.G. & E.		277.06
Total 54200 □AT -PGE/NATURAL GAS			277.06
54300 □TRANSIT CTR/WATER/SEWER/GARB			
12/12/2024	Aces Waste Services, Inc.		39.56
12/12/2024	City of Sutter Creek	001-2097/AMA0019	111.55
Total 54300 □TRANSIT CTR/WATER/SEWER/GARB			151.11
54400 □TRANSIT CENTER-PGE			
12/16/2024	P.G. & E.		20.85
Total 54400 □TRANSIT CENTER-PGE			20.85
54500 □OFFICE PHONES/INTERNET/CELL			
12/16/2024	U.S. BANK	Verizon store	206.80
12/12/2024	Univerge		282.65
12/23/2024	Univerge		282.65
12/23/2024	Verizon Wireless		219.22
Total 54500 □OFFICE PHONES/INTERNET/CELL			991.32
Total 54000 □UTILITIES			2,135.64
58000 □MISCELLANEOUS (NEW)			
58050 □DUES & SUBSCRIPTIONS			
12/17/2024	Amador County Environm...	Annual Hazmat fees	694.00
12/16/2024	CalACT		840.00
Total 58050 □DUES & SUBSCRIPTIONS			1,534.00
58200 □TRAVEL & MEETINGS			
12/20/2024	Wendy Bright	Mileage reimb	20.56
Total 58200 □TRAVEL & MEETINGS			20.56
58300 □SAFETY PROGRAM			
12/13/2024	U.S. BANK	Peacock CPR	11.21
Total 58300 □SAFETY PROGRAM			11.21
58450 □CDL/ DOT MED/BkGrnd Checks			
12/12/2024	Amador Transit - Petty Cash	Ransom	74.00
12/12/2024	Amador Transit - Petty Cash	DMV- Overby	68.00
Total 58450 □CDL/ DOT MED/BkGrnd Checks			142.00
58000 □MISCELLANEOUS (NEW) - Other			
12/17/2024	U.S. BANK	A.R.B vehicle compliance fees	374.41
Total 58000 □MISCELLANEOUS (NEW) - Other			374.41
Total 58000 □MISCELLANEOUS (NEW)			2,082.18
59000 □LEASES / RENTALS			
59100 □Leases & Rentals			
12/12/2024	Amador County Airport		25.00
12/17/2024	WIZIX		12.59
12/23/2024	WIZIX	914203-01	541.61
Total 59100 □Leases & Rentals			579.20
Total 59000 □LEASES / RENTALS			579.20
60000 □CAPITAL DEPRECIATION ALLOCATION			
60125 □Cap.Reserve-Equip.Depreciation			
12/12/2024	CISCO AIR SYSTEMS, INC		1,263.81
Total 60125 □Cap.Reserve-Equip.Depreciation			1,263.81
60175 □Cap.Reserve-Fleet Depreciation			
12/12/2024	A-Z Bus Sales, Inc.	#408	175,961.42

10:59 AM

12/23/24

Accrual Basis

AMADOR TRANSIT
Expenditure Transaction Detail By Account
November 28 through December 23, 2024

<u>Date</u>	<u>Name</u>	<u>Memo</u>	<u>Amount</u>
12/12/2024	A-Z Bus Sales, Inc.	#409	<u>175,961.42</u>
	Total 60175 Cap.Reserve-Fleet Depreciation		<u>351,922.84</u>
	Total 60000 CAPITAL DEPRECIATION ALLOCATION		<u>353,186.65</u>
TOTAL			<u><u>390,623.64</u></u>