

AMADOR TRANSIT (AT) AGENDA

Thursday October 3, 2024 – 9:00 A.M.

Amador County Transportation Commission Offices – Board Room

117 Valley View Way, Sutter Creek, CA 95685

Please Note: During the meeting, public participants who wish to provide comment will be invited to do so by the Chair. If you wish to comment on a specific item, please let the Chairman know you would like to speak on the item. Comments may also be submitted by U.S. Mail at the above address or e-mail for inclusion in the meeting record. All submittals must be received no later than 8:00 a.m. on the morning of the noticed meeting. To submit comments via e-mail, please forward those through the ACTC website under the Contact tab at www.actc-amador.org.

In compliance with the Americans with Disabilities Act, if you are a disabled person and you need a disability-related modification or accommodation to participate in this meeting, please contact the Amador County Transportation Commission staff at (209) 267-2282. Requests must be made as early as possible and at least one-full business day before the start of the meeting.

Assisted hearing devices are available for public use during all public meetings. Meeting materials are available for public review on the ACTC website or at the Amador County Transportation Commission, 117 Valley View Way, Sutter Creek, California.

Zoom Conferencing option: <https://us02web.zoom.us/j/82833478711?pwd=dW5zVzB3ZFF2S0h2VzRadjBSNIerdz09>

Meeting ID: 828 3347 8711, Passcode: 967715, Call Option-1 669 900 6833

PLEDGE OF ALLEGIANCE / ROLL CALL

AGENDA: Approval of agenda for this date. Off agenda items must be approved by the Directors, pursuant to Government Code Section §54954.2.

PUBLIC MATTERS NOT ON THE AGENDA: Discussion items only, no action to be taken. Any persons may address the Board at this time upon any subject within the jurisdiction of Amador Transit; however, any matter that requires action may be referred to staff and/or Committee for a report and recommendation for possible action at a subsequent Commission meeting. Please note - there is a five (5) minute limit per topic.

CONSENT AGENDA (Items 1- 7): Note: Items listed on the consent agenda are considered routine and may be enacted by one motion. Any item may be removed for discussion and made a part of the regular agenda at the request of a Board Member(s).

1. Board Minutes, September 2024
2. Ridership Analysis, August 2024
3. Ridership Analysis, Amador-Sacramento Express, August 2024
4. Vehicle Maintenance Report, August 2024
5. Performance Report, August 2024
6. Budget/Expenditure Report, August 2024
7. Compliments, Complaints, Service Requests

8. AT GENERAL MANAGER REPORT (Informational Only):

- Bus delivery status
- Disciplinary Policy final draft status

REGULAR AGENDA ITEMS:

9. Approve Monthly Claims List
10. Future Agenda Items

CLOSED SESSION: Closed Session may be called for labor negotiations (pursuant to Government code §54957.6), personnel matters (pursuant to Government Code §54957) real estate negotiations/acquisitions (pursuant to Government Code §54956.8) and/or pending or potential litigation (pursuant to Government Code §54956.9). Following Closed Session, the Board will announce any reportable final action taken in Open Session.

- A. Conference - Pending or Potential Litigation-Pursuant to Government Code Section §54956.9
Presenter: Patricia Maggie Amaran, General Manager

13. Adjournment

AMADOR TRANSIT (AT) MINUTES
September 5, 2024 – 10:19 a.m.
ACTC Board Room-117 Valley View Way Sutter Creek, CA 95685

The Amador Transit Board of Directors met on the above date, and the following proceedings were had, to wit:

Present on Roll Call:

Patrick Crew-Board of Supervisors, Chairman (via Zoom Conferencing)
 Steve McLean- City of Jackson, Vice Chairman (acting Chairman)
 Sandy Staples-City of Amador City
 Dan Riordan-City of Sutter Creek
 Richard Forster-Board of Supervisors

Absent:

John Plasse-Citizen at Large

Also Present:

Patricia Maggie Amarant, AT General Manager
 John Gedney, ACTC Executive Director
 Felicia Bridges, ACTC Transportation Planner/Recording Clerk

AGENDA:

Motion: It was moved by Director Riordan, seconded by Director Forster, and carried to approve the Agenda.

Ayes: McLean, Crew, Forster, Riordan, Staples
 Noes: None
 Absent: Plasse

PUBLIC MATTERS NOT ON THE AGENDA: None

CONSENT AGENDA (Items 1-7):

#1. Board Minutes, August 2024: Director Forster submitted minor corrections.

#2. Ridership Analysis, July 2024: Director Riordan noted ridership increased very well and July was the best it has been in years.

Motion: It was moved by Director Forster, seconded by Director Staples, and carried to approve the Consent Agenda with minor corrections on the minutes.

Ayes: McLean, Crew, Forster, Riordan, Staples
 Noes: None
 Absent: Plasse

#8. AT General Manager Report (Informational Only):

- **Information on current Dial-A-Ride (DAR) passengers:** Ms. Amarant reviewed her staff report. She stated the DAR is currently running up to five (5) buses per day. Additionally,

students have been utilizing public transit more often due to the Amador County Unified School District transportation department canceling Jackson bus routes, and the Sacramento route has an increase in ridership due to businesses requiring staff to return to the office. Director Staples asked for clarification regarding ‘Travel with Mobility Aides’ under the Total DAR/Amador Rides Demographics section of the staff report, and whether that refers to mobility devices or the individual having an assistant. Ms. Amarant replied that refers to mobility devices such as a walker, cane, or wheelchair.

- Update on AT’s parking lot repair estimates: Ms. Amarant reviewed her staff report. Director Riordan asked if the specification was modified to include the concrete aspect verses asphalt that was mentioned last month. Ms. Amarant responded she actually eliminated the concrete work in front of the AT Administrations building shop entirely for this year’s project due to the cost, but noted that section and the Transit Center parking lot paving will be included in next year’s State of Good Repair funding “Call for Projects” application.
- Bus delivery status: Ms. Amarant reviewed her staff report. Director Forster asked if the buses that are permanently out of service will be surplus. Ms. Amarant replied yes, they will be auctioned off along with two (2) additional buses (500 series buses). Director Forster asked if the usable material is removed from the buses prior to auction. Ms. Amarant responded yes, radio and camera equipment, advertising, etc. are all removed. Director Riordan asked what kind of revenue do the buses going to auction usually bring in. Ms. Amarant replied it can vary, but at most AT has seen a return of \$5,000-6,000. She noted most often the auctioned buses are shipped back east or to Canada for tourism uses. Director Riordan asked if that revenue is included in the annual budget. Ms. Amarant stated no, that revenue is not included as it is an unknown. However, once received, that revenue is put into the Fleet Reserves account.

REGULAR AGENDA ITEMS:

#9. Review, discussion, and direction given to staff on Revised Disciplinary Policy: Ms. Amarant reviewed her staff report. She stated this policy is very outdated and required an extensive update. She added AT legal counsel has assisted through the update process, providing edits/review of the document.

Director Riordan asked how one may provide suggested changes. Ms. Amarant replied she can provide an editable version to the board and bring back a final draft next month with a resolution.

Director Forster asked, regarding item D. Speeding Citations on page 3, what a “*Total Performance Commitment*” means as noted under the second bullet point. Ms. Amarant replied it means the individual understands and agrees to the terms adhering to the total commitment, and if not, actions like suspension or termination could apply. Director Forster asked if the speeding citations apply off duty as well. Ms. Amarant stated if the individual gets a speeding ticket off duty and it shows up on their driving record that is considered on their professional record as well. Director Forster asked what happens in the event the individual gets a speeding ticket off duty and takes a driver course to remove the infraction. Ms. Amarant replied if that course removes the points on their record, then that would not display on the report provided to AT. However, if they choose not to address that speeding ticket and it shows as a point it would show on the report. Director Forster then asked if they get a ticket, are offered a course and take it, that should be to their credit. Ms. Amarant stated yes, once the DMV record is clean, then it would be eliminated from AT’s records. Director Forster asked if that ticket would still count as a ticket within the noted five (5) years. He

asked if it would then automatically fall off their record or would they have to ask for it to be absolved. He suggested adding a description of how the individual should handle that situation should be included in the policy itself. Ms. Amarant stated she would provide that suggestion to AT legal Counsel to add to the policy.

Direction was provided to incorporate suggested changes from the board and bring back the final draft next month.

#10. Approve Monthly Claims List: Director Riordan asked, regarding line item 59100-Leases/Rentals-Smile Business Products, Inc. buyout, if you complete a buyout there is no longer a lease fee. Ms. Amarant replied yes, in this case though, staff met with a new vendor and received a better offer for services than the current vendor. As part of the signup process with the new vendor, they pay to complete the buyout of the old one which is then shipped back to the manufacturer. Once that is completed, a lease agreement is then established with the new vendor for a new printer/copier.

Director Forster noted there were many items added to the claims list, and asked how closely those small purchases are monitored by her. Ms. Amarant replied she reviews/approves all transactions.

Motion: It was moved by Director Forster, seconded by Director Riordan, and carried to approve the revised claims list.

Ayes: McLean, Crew, Forster, Riordan, Staples
Noes: None
Absent: Plasse

#11. Future Agenda Items:

- Disciplinary Policy- Final review
- Bus delivery status update

Closed Session: At 10:44 a.m. Vice Chairman McLean called for a Closed Session as noticed: Conference - Pending or Potential Litigation-Pursuant to Government Code Section §54956.9 Presenter: Patricia Maggie Amarant, General Manager. At 11:13 a.m. the Vice Chairman adjourned the closed session of AT and reported direction was given to staff.

ADJOURNMENT:

At 11:14 a.m. the Vice Chairman adjourned the regular meeting to Thursday, October 3, 2024 at 9:00 a.m. at 117 Valley View Way, Sutter Creek, CA 95685.

Patrick Crew, Chairman
Amador Transit

ATTEST:

Recording Clerk

Note: Copies of referenced documents are available at the AT and ACTC offices.

AMADOR TRANSIT	MONTHLY
SERVICE SUMMARY	

August

FY 23/24	Service Days
	22
Sacramento	221
Upcountry	352
Plymouth	246
A - Shuttles 5-1 - 5-5	403
B - Shuttles 6-1 - 6-6	459
Ione	283
Dial-A-Ride	2,044
Logisticare	-
Special Events	-
TOTAL PASSENGERS	4,008
AV. DAILY	182
ADULT	899
SENIOR	211
PERSONS W/DISABILITIES	2,608
YOUTH	201
Non-Revenue-PCA	84
Non-Revenue - Child	3
Non-Revenue - Family Pass	84
Wheelchair	198
Bicycles	17
FARES PAID BY MONTH/DAY PASS	
Monthly Pass	
\$7 Day Passes Sold	4
Cash Fares	\$2,505.53
FARES PAID BY PRE-PAID TICKETS	
Pre-Paid Tix \$1.00	794
Pre-Paid Tix \$2.00	311
Pre-Paid Tix \$3.00	10
Pre-Paid Tix \$4.00	4
Pre-Paid Tix \$7.00	4
Mileage	
Revenue miles	28,156
Non-Revenue miles	2,145

RIDERSHIP ANALYSIS
August 2024

AMADOR TRANSIT
FISCAL YEAR 2024/2025


P A S S E N G E R S



August 2024
% change
from
FY 2023/24

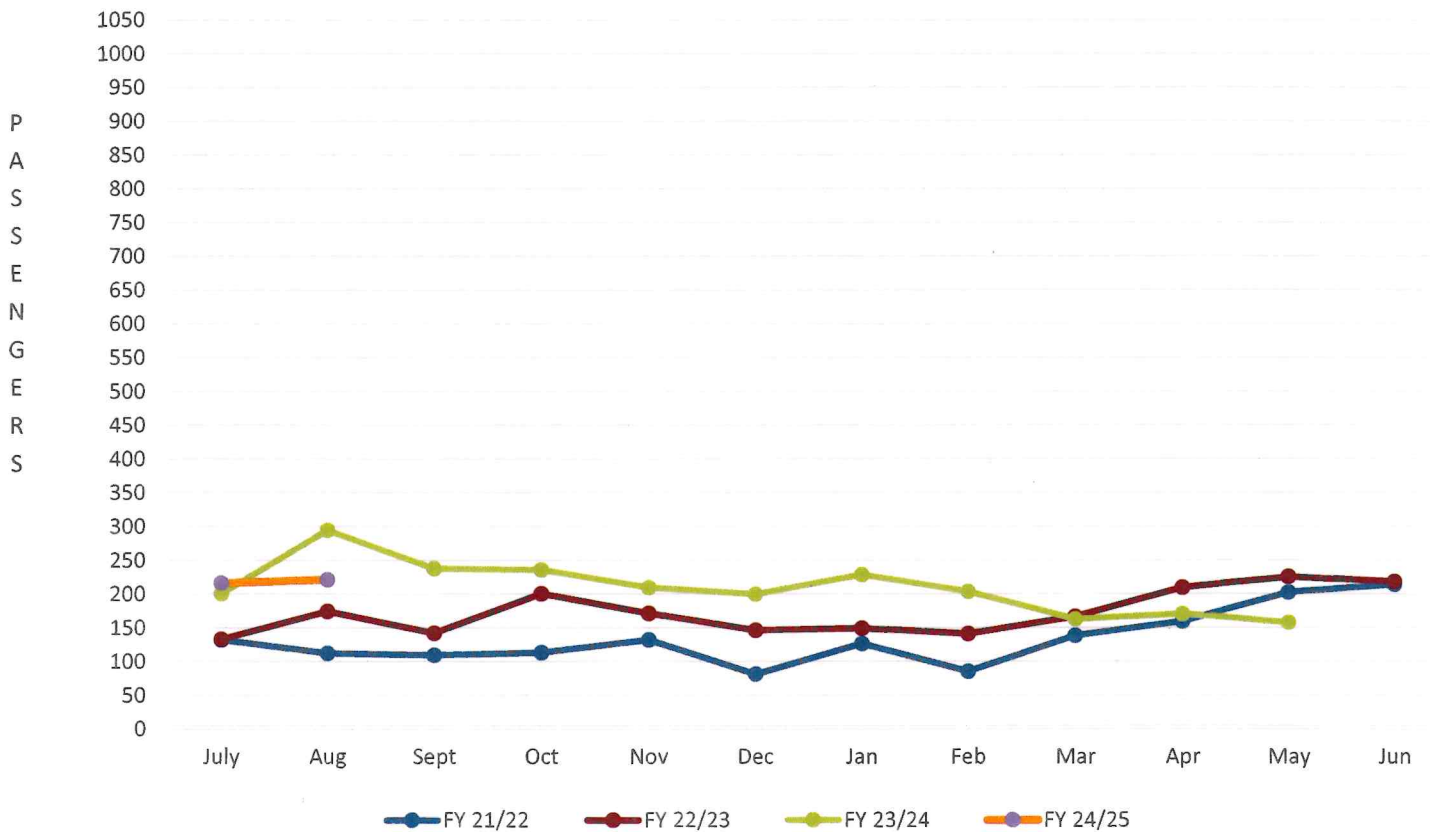
14.1%

August



AMADOR-SACRAMENTO EXPRESS

MONTH	11		12		TOTAL
	Amador	SAC	Amador	SAC	
November 2023	45	57	51	56	209
December 2023	47	54	42	56	199
January 2024	50	65	49	64	228
February 2024	36	53	50	64	203
March 2024	32	38	45	47	162
April 2024	31	40	55	44	170
May 2024	30	32	49	46	157
June 2024	42	51	35	50	178
July 2024	29	54	53	80	216
August 2024	32	65	51	73	221
Average Pass/day Month of August 2024	0.8	0.7	1.0	1.1	3.7
22 Service Days					



VEHICLE DESCRIPTION	Odometer reading as of 8/31/24	TOTAL REPAIR HOURS	Dates	Maintenance Performed for Month of AUGUST 2024 Jobs Exceeding \$150 performed since July 2015 (in Gray) FY 23/24	Cost for Month of AUGUST	July 2015 to date CUMULATIVE COST
---------------------	--------------------------------	--------------------	-------	--	--------------------------	-----------------------------------

TRK #101 (gas) 160,889 0.50 08 - 2024 R&R oxygen sensor, bank 2, sensor 1 \$52.80

04 Chev Suburban ODO

6-passenger

NON-REVENUE VH 1061 \$52.80

Mileage for the Month

05 - 2024	R&R windshield glass - Glass Doctor	\$375.35
02 - 2023	Replace 4 tires 225/75/R16	\$1,000.67
03 - 2022	A/C Compressor, 1 Orifice tube and accumulator	\$384.02
06 - 2019	Replaced left corner window glass doctor invoice # 102728	\$527.23
01 - 2019	Replaced Water pump, thermostat AC belt, and main belt, 1 Gallon of Coolant	\$162.73
10 - 2015	Replace 4 tires, 225/75/R16. 4 TPS, turned front rotors, alignment	\$1,143.00
09 - 2015	Replaced alternator	\$151.00

Shop TRK #102 26,330 \$0.00

2015 F450 4x4 (gas) ODO

3-passenger ***

NON-REVENUE VH 318

Mileage for the Month

06 - 2024	Hahn's Folsom Lake Ford - Replaced faulty EGR valve and installed an emissions PM-B and Fuel filter program update	\$169.73
10 - 2023		\$1,289.11
09 - 2022	Installed new 2-way radio and GPS	\$387.90
05 - 2022	Turbo replaced by DuPratt Ford Inv. # 524982 with oil change	\$2,646.25
10 - 2019	Repair invoice # 348715 Emissions Vehicle derating R&R EGT sensor	\$4,355.05
02 - 2019	Replaced 2 batteries and took to car wash	\$226.52
12 - 2018	6 Tires 225/70r/19.5	\$2,619.15
12 - 2018	1 Steer steel wheel White	\$171.12

TRK #103 (gas) 111,651 0.00

1998 Ford Ranger ODO

3-passenger ***

NON-REVENUE VH 121

Mileage for the month

10 - 2019	Steering rack and pump replaced Hahns inv # J046369	\$848.20
06 - 2018	4 tires 205/75/14R and Alignment	\$370.17
07 - 2015	July 8 - 4 siped 205/75/R14 \$570	\$570.00

\$1,786.37

VEHICLE DESCRIPTION	Odometer reading as of 8/31/24	TOTAL REPAIR HOURS	Dates	Maintenance Performed for Month of AUGUST 2024 Jobs Exceeding \$150 performed since July 2015 (in Gray) FY 23/24	Cost for Month of AUGUST	July 2015 to date CUMULATIVE COST
---------------------	--------------------------------	--------------------	-------	--	--------------------------	-----------------------------------

VAN #201 (gas)
 2015 DODGE CARAVAN
 1-WC, 5 passenger
 mileage for the month

75,758
 ODO

 80

1.00

08 - 2024
 08 - 2024

2 Tires
 Rewplaced left front turn signal socket

\$388.97
 \$47.99
 \$436.96

01 - 2024	Replaced faulty battery	\$159.49
08 - 2023	Installed new dash and rear cameras	\$409.44
09 - 2022	Installed new 2 way radio and GPS	\$387.90
04 - 2022	4 225/65/17 tires and alinement	\$544.09
08 - 2021	Dealer transmission installed by Hal Invoice # 107306	\$4,190.12
02 - 2021	4 Goodyear tires 225/65/17	\$568.55
09 - 2020	R&R Battery and negative post connector	\$151.74
05 - 2019	Braun recall and lasher dodge air bag repair	\$495.00
08 - 2018	4 New tires, Invoice # 66200227328	\$656.19
08 - 2024	PM-A	\$0.00
VAN #202 (gas)		\$7,999.48

79,859
 ODO

1.00

08 - 2024

2015 DODGE CARAVAN
 1-WC, 5 passenger
 Mileage for the Month

800

\$0.00

06 - 2024	R&R front windshield	\$542.12
04 - 2024	Replaced 4 tires	\$388.87
09 - 2023	Dash camera installed	\$460.43
01 - 2023	Replaced spark plugs and coils	\$241.17
09 - 2022	Installed new 2 way radio and GPS	\$387.90
10 - 2019	Front rotor and pads	263.74
		\$2,284.23

VEHICLE DESCRIPTION	Odometer reading as of 8/31/24	TOTAL REPAIR HOURS	Dates	Maintenance Performed for Month of AUGUST 2024 Jobs Exceeding \$150 performed since July 2015 (in Gray) FY 23/24	Cost for Month of AUGUST	July 2015 to-date CUMULATIVE COST
---------------------	--------------------------------	--------------------	-------	--	--------------------------	-----------------------------------

VAN #203 (gas) 82,605 1.50 08 - 2024 PM-A \$0.00

2017 DODGE CARAVAN ODO
1-WC, 5 passenger ***

Mileage for the Month 291

\$0.00

03 - 2024	R&R 4 tires	\$559.72
09 - 2023	Dash camera installed	\$460.43
08 - 2023	Replaced rear brake rotors and pads	\$230.89
02 - 2023	New transmission - Elk Grove Dodge	\$3,651.03
02 - 2023	Transmission removal, installation and parts	\$1,430.85
01 - 2023	Replaced spark plugs and coils	\$248.77
09 - 2022	Installed new 2 way radio and GPS	\$387.90
04 - 2022	Glass Doctor windshield replacement #2 Inv. #114779	\$508.97
02 - 2022	Windshield replaced - Glass Doctor	\$508.97
10 - 2021	Accident repair North state Auto body - Invoice A7682866	\$2,456.56
08 - 2021	Front and rear tires installed jackson tires invoice # 1-GS196151	\$467.14
04 - 2021	R&R Front windshield	\$480.13
		\$11,391.36

VEHICLE DESCRIPTION	Odometer reading as of 8/31/24	TOTAL REPAIR HOURS	Dates	Maintenance Performed for Month of AUGUST 2024 Jobs Exceeding \$150 performed since July 2015 (in Gray) FY 23/24	Cost for Month of AUGUST	July 2022 to-date CUMULATIVE COST
VAN #206	16,100	0.00				
2022 Toyota Sienna	ODO					
Hybrid/Gas	***					
3 Passenger-1 W/C						
Mileage for the Month	380					
					\$0.00	
			01 - 2024	Installed Dash Camera system	\$460.43	\$460.43

VEHICLE DESCRIPTION	Odometer reading as of 8/31/24	TOTAL REPAIR HOURS	Dates	Maintenance Performed for Month of AUGUST 2024 Jobs Exceeding \$150 performed since July 2015 (in Gray) FY 23/24	Cost for Month of AUGUST	July 2022 to-date CUMULATIVE COST
VAN #207 2022 Toyota Sienna Hybrid/Gas 3 Passenger-1 W/C Mileage for the Month	9,816 ODO *** 2,486	0.00			\$0.00	
01 - 2024				Installed dash camera system	\$460.43	\$460.43

VEHICLE DESCRIPTION *Automatic tire chains	Odometer reading as of 8/31/24	TOTAL REPAIR HOURS	Dates	Maintenance Performed for Month of AUGUST 2024 Jobs Exceeding \$150 performed since July 2015 (in Gray) FY 23/24	Cost for Month of AUGUST	July 2015 to date CUMULATIVE COST
---	--------------------------------	--------------------	-------	--	--------------------------	-----------------------------------

Bus #301 Diesel 167,437 4.75 08 - 2024 Dash blend doors inop, waiting on parts \$0.00

2013 Chevrolet ODO 08 - 2024 R&R blend door actuator \$93.53

16-passenger 3 w/c *** 08 - 2024 3.7 gal DEF \$20.54

Mileage for the Month 477 \$114.07

07 - 2024	HVAC blend doors stuck on defrost, Pump not working R&R pump, working now	\$226.37
06 - 2024	R&R damaged right rear fiberglass corner panel, straightened body, so end cap would fit correctly	\$219.22
06 - 2024	R&R damaged left rear fiberglass corner panel	\$219.22
05 - 2024	R&R climate control unit	\$178.85
02 - 2024	Replaced cracked wind shield	\$452.76
02 - 2024	R&R steer tires	\$444.36
01 - 2024	Replaced Faulty interlock control module	\$617.86
12 - 2023	Tested and replaced auxiliary battery	\$164.23
12 - 2023	Tested and replaced main battery	\$164.23
11 - 2023	R&R drive tires	\$888.72
11 - 2023	R&R rear brake rotors and pads	\$352.63
10 - 2023	Replaced radiator	\$482.07
09 - 2023	R&R w/c chair lift hand control pendant	\$259.63
08 - 2023	Diesel exhaust module replacement	\$499.06
07 - 2023	Tested vacuum system, placed bad hoses, vacuum pump, system working	\$218.22
06 - 2023	Replaced three idler pulleys and 2 alternators	\$1,023.43
03 - 2023	HVAC control switch panel	\$176.75
03 - 2023	R&R steer tires	\$708.50
12 - 2022	Replaced wheel chair lift, inside roll stop/fold assembly	\$539.80
10 - 2022	Replaced rear brake rotors, wheel seals, brake pads	\$239.37
10 - 2022	Replaced main and aux batteries	\$222.72
10 - 2022	Steer tires 225/75/R	\$594.00
09 - 2022	Replaced A/C compressor and 1 hose clamp	\$370.80
09 - 2022	Installed new 2 way radio and GPS	\$387.90
		\$32,359.00

VEHICLE DESCRIPTION *Automatic tire chains	Odometer reading as of 8/31/24	TOTAL REPAIR HOURS	Dates	Maintenance Performed for Month of AUGUST 2024 Jobs Exceeding \$150 performed since July 2015 (in Gray) FY 23/24	Cost for Month of AUGUST	July 2015 to date CUMULATIVE COST
---	--------------------------------	--------------------	-------	--	--------------------------	-----------------------------------

Bus #302 Diesel 173,063 6.50 08 - 2024 R&R steer tires \$433.56

2013 Chevrolet ODO 08 - 2024 PM-B \$59.43

16-passenger 3 w/c *** 08 - 2024 KT trucking rebuilt rear differential \$5,000.00

Mileage for the Month 1,070

\$5,492.99

05 - 2024	Hahns - engine derating low flow reductant system	\$552.60
01 - 2024	R&R drive tires	\$888.72
12 - 2023	Replaced leaking brake hydroboost assembly	\$531.73
11 - 2023	R&R radiator, belt, 2 idler pulleys and coolant	\$541.43
11 - 2023	R&R alternator	\$231.67
10 - 2023	Replaced front rotors	\$257.40
10 - 2023	Steering shimmy, replaced worn Pitman arm, idler arm, bracket	\$377.07
09 - 2023	Emissions repair - Hahns	\$3,004.25
05 - 2023	Steer Tires repaired broken wire to dash blower fan	\$442.20
04 - 2023	Emissions repair - Hahn's	\$409.89
03 - 2023	Replaced brake hydroboost	\$1,549.03
02 - 2023	Power control module	\$506.93
11 - 2022	Install BCM/PCM and reprogram at Hahn's	\$304.10
11 - 2022	Replaced right head light assembly and both low beam bulbs	\$301.35
10 - 2022	Replaced 4 drive tires 225/75R16	\$274.53
10 - 2022	Installed new 2 way radio and GPS	\$1,188.00
09 - 2022	New Trany reprogramming, new shifter cable, DEF electrical malfunction, Hahn's	\$387.90
08 - 2022	Install new reluctant injector and supply hose	\$1,259.84
07 - 2022	R&R Transmission, replaced 2 studs, 1 gasket and added ATF	\$184.53
07 - 2022	R&R Steering gear box, lines and fluid	\$3,723.26
07 - 2022		\$534.71
		\$43,488.40

VEHICLE DESCRIPTION *Automatic tire chains	Odometer reading as of 8/31/24	TOTAL REPAIR HOURS	Dates	Maintenance Performed for Month of AUGUST 2024 Jobs Exceeding \$150 performed since July 2015 (in Gray) FY 23/24	Cost for Month of AUGUST	July 2015 to-date CUMULATIVE COST
---	--------------------------------------	--------------------------	-------	--	-----------------------------	--

Hahn's diagnostic fuel pump fail, contaminates in fuel system, \$13k to repair

\$792.85

Bus #402 Diesel

2013 Chevrolet

16-passenger 3 w/c

Mileage for month

249,624

ODO

5

PERMANENTLY OUT OF SERVICE

\$792.85

07 - 2024	Towed from Hwy 88/104 to base	\$875.00
07 - 2024	Towed to Hahns from base	\$500.00
05 - 2024	R&R windshield Glass Doctor	\$377.13
03 - 2024	R&R faulty left front caliper(warranty) front brake pads, both shocks	\$156.80
03 - 2024	Tires	\$430.66
02 - 2024	R&R driver seat belt	\$147.62
01 - 2024	replaced brake hydro booster	\$548.01
12 - 2023	Hahns Auto, replaced and programmed glow plug module	\$1,678.63
11 - 2023	R&R alternator and main battery	\$354.52
11 - 2023	R&R radiator, 3 idler pulleys, belt tensioner and belt	\$641.42
10 - 2023	Replaced faulty starter	\$159.06
10 - 2023	Replaced worn idler arm and bracket	\$235.97
09 - 2023	Front brakes, pads, rotors and caliper replacement	\$651.82
09 - 2023	Steer tires	\$433.53
08 - 2023	Left spring tower repair- Dentonies Truck Repair, inspected under carriage	\$1,350.00
06 - 2023	R&R A/C compressor, orifice filter, flushed a/c lines, air filter, condensor fan. Charged system	\$650.96
04 - 2023	4 drive tires Endurance Goodyear	\$1,417.00
10 - 2022	Replaced front rotors and brake pads	\$171.77
10 - 2022	Replaced left and right head lamp assemblies	\$528.37

10 - 2022

Replaced both 225/75/R16 steer tires

\$710.66

09 - 2022

Installed new 2 way radio and GPS

\$387.90

\$41,455.25

VEHICLE DESCRIPTION *Automatic tire chains	Odometer reading as of 8/31/24	TOTAL REPAIR HOURS	Dates	Maintenance Performed for Month of AUGUST 2024 Jobs Exceeding \$150 performed since July 2015 (in Gray) FY 23/24	Cost for Month of AUGUST	July 2017 to-date CUMULATIVE COST
---	--------------------------------	--------------------	-------	--	--------------------------	-----------------------------------

Bus #403 Diesel

2013 Chevrolet 16-passenger 3 w/c Mileage for month	211,110 ODO *** 1,536	16.00	08 - 2024 08 - 2024 08 - 2024 08 - 2024 08 - 2024 08 - 2024	PM-B Vibration while braking. Found play between pitman arm and steering box, repaired but vibration still present. Ordered parts R&R steering, gear and pitman arm. Test drove R&R #1 glow plug A/C blowing warm, new compressor faulty, replaced with good used one. 2.1 gal DEF	\$59.43 \$0.00 \$746.44 \$27.92 \$0.00 \$11.66	
---	--------------------------------	-------	--	---	---	--

\$845.45

07 - 2024	R&R A/C compressor. Added oil and 4 lbs R134A	\$456.33
06 - 2024	Emissions repair @ Hahns	\$598.65
05 - 2024	R&R 3 idler pulleys, belt tensioner and the fan blower motor	\$334.56
04 - 2024	KT Trucking inspected rear differential. Replaced rear axle bearings	\$2,366.43
04 - 2024	Replaced all 4 universal joints	\$188.00
03 - 2024	R&R steer tires	\$433.52
02 - 2024	Vehicle derating. Hahns, performed forced regen and cleared codes	\$951.00
01 - 2024	R&R reductant injector, Code not cleared, took to Hahns for evaluation	\$324.52
12 - 2023	Replaced passenger entry door motor and bike rack deployment light	\$266.90
11 - 2023	Main battery replaced	\$164.23
10 - 2023	Hahn's auto HVAC blend door repair	\$993.61
10 - 2023	Replaced steer tires	\$442.30
09 - 2023	Recovered R134a, replaced accumulator dryer filter and orifice tube. Flushed system, replaced bad hose, recharged system	\$149.99
08 - 2023	Left front shock spring tower repair. Dentonies Truck Repair. Inspected under carriage	\$1,350.00
08 - 2023	HVAC controller unit	\$180.99
08 - 2023	R&R radiator	\$482.07
07 - 2023	Auto programmed Ecm for new tranny, HAHNS	\$222.75

\$50,581.65

VEHICLE DESCRIPTION *Automatic tire chains	Odometer reading as of 8/31/24	TOTAL REPAIR HOURS	Dates	Maintenance Performed for Month of AUGUST 2024 Jobs Exceeding \$150 performed since July 2015 (in Gray) FY 23/24	Cost for Month of AUGUST	July 2015 to- date CUMULATIVE COST
---	--------------------------------------	--------------------------	-------	--	-----------------------------	---

Bus #405 (gas)

2009 Ford	293,631	5.00	08 - 2024	R&R 2 rear tires	\$442.84	
16-passenger 2 w/c	ODO		08 - 2024	Thermostat, o-ring and coolant	\$24.60	
	***		08 - 2024	R&R rear window exit handle	\$19.40	

Mileage for the Month

2,349
\$486.84

05 - 2024	R&R left and right headlight assemblies	\$254.28
04 - 2024	R&R right and left rear calipers and brake pads	\$351.41
12 - 2023	Replaced alternator	\$404.06
05 - 2023	Replaced IB occupied & stow interlock assembly	\$226.33
05 - 2023	R&R turn signal switch OEM	\$261.73
03 - 2023	Replaced multi function switch. 1 new safety belt cutter	\$176.70
01 - 2023	Replaced outer roll stop foot on wheel chair lift	\$156.95
01 - 2023	Front rotors, oil seals, rear and front brake pads, and rear calipers.	\$622.31
12 - 2022	Repaired engine hose coolant leak	\$708.51
10 - 2022	Repaired exhaust leak at manifold, broken studs in head, Hahns	\$2,813.43
10 - 2022	Installed new 2 way radio and GPS	\$387.90
07 - 2022	Replaced transmission shifter linkage and solenoid	\$177.93
08 - 2021	Replaced both batteries	\$222.72
04 - 2021	Charging system hahns tested new alternator Programmed ECM	\$260.00
03 - 2021	R&R Alternator	\$377.13
03 - 2021	R&R rear AC comp and charged system	\$185.00
02 - 2021	2 Steer Tires 225/75/16	\$343.64

\$36,365.05

VEHICLE DESCRIPTION *Automatic tire chains	Odometer reading as of 8/31/24	TOTAL REPAIR HOURS	Dates	Maintenance Performed for Month of AUGUST 2024 Jobs Exceeding \$150 performed since July 2015 (in Gray) FY 23/24	Cost for Month of AUGUST	July 2015 to-date CUMULATIVE COST
---	--------------------------------------	--------------------------	-------	--	--------------------------------	--

Bus #406 (gas)	103,976	3.50	08 - 2024	PM-B	\$48.14	
2019 Ford	ODO		08 - 2024	Replaced hood rubber stops	\$11.93	
16-passenger 2 w/c	***		08 - 2024	Replaced wiper blades	\$33.88	
Mileage for the Month	2,643					

\$93.95

04 - 2024	R&R steer tires	\$442.20
03 - 2024	R&R interior camera	\$371.46
01 - 2024	Replaced drive tires	\$892.92
12 - 2023	R&R Aux and Main battery	\$278.06
09 - 2023	Replaced w/c lift outer roll stop shocks and micro switch	\$155.93
02 - 2023	Replaced 2 steer tires	\$703.51
12 - 2022	4 Drive Tires	\$1,417.02
09 - 2022	Installed new 2 way radio and GPS	\$387.90
05 - 2022	Water pump, belt and coolant	\$211.81
09 - 2021	New Steer tires	\$606.14
08 - 2021	New drive tires installed Jackson tire Invoice # 1-GS195762	\$1,056.02

\$6,616.92

VEHICLE DESCRIPTION *Automatic tire chains	Odometer reading as of 8/31/24	TOTAL REPAIR HOURS	Dates	Maintenance Performed for Month of AUGUST 2024 Jobs Exceeding \$150 performed since July 2015 (in Gray) FY 23/24	Cost for Month of AUGUST	July 2015 to-date CUMULATIVE COST
---	--------------------------------------	--------------------------	-------	--	--------------------------------	--

Bus #407 (gas)

2023 Ford Glaval

16-passenger 2 w/c

Mileage for the Month

12,480 3.00 08 - 2024


ODO

2,918

PM-B \$63.56

\$63.56

\$63.56



VEHICLE DESCRIPTION *Automatic tire chains	Odometer reading as of 8/31/24	TOTAL REPAIR HOURS	Dates	Maintenance Performed for Month of AUGUST 2024 Jobs Exceeding \$150 performed since July 2015 (in Gray) FY 23/24	Cost for Month of AUGUST	July 2015 to-date CUMULATIVE COST
---	--------------------------------------	--------------------------	-------	--	--------------------------------	--

Bus #504 (diesel)

2014 Chevy Glaval

181,880 4.75 08 - 2024 PM-B \$89.19
 ODO 08 - 2024 11.5 qrts ATF, spin on filter and internal filter \$157.39
 *** 08 - 2024 R&R right headlight \$22.16
 2,551 08 - 2024 R&R 3 dashboard air vents \$0.00

\$268.74

Delta truck repair- dash cluster intermittently inop. Alternator over-charging, replaced with rebuilt from shop \$2,342.95
 Sent to CUMMINS WEST, could not duplicate problem. Returned to AT \$773.50
 Still has hesitation issues, back at Delta Truck \$447.53
 Delta found EGR valve plugged. R&R EGR valve pressure sensor, cross pipe, gasket and electrical connectors \$3,692.72
 Engine cooling system problem, parts obsolete, upgraded cooling system \$1,299.57
 Replaced thermostat and water pump \$241.24
 Coolant surge tank plus 10 gallons coolant \$345.57
 Installed new 2 way radio and GPS \$387.90
 Suspension Repair - Betts Inv.#20531717 \$2,323.23
 Replaced fan clutch assembly \$1,214.07
 R&R Radiator, located leaks in lines and convector to the parking brake system \$824.24
 Low power, Fault codes, cleaned fuel system new fuel filter and air filters \$205.99
 AC Repaired at Hals auto care invoice #81373 \$882.47
 intermittent loss of throttle, Delta truck invoice R008136646 ECM issue \$1,905.28
 Delta Truck Center Diagnosed and replaced NOX sensor \$1,367.74
 R&R Drive tires jackson tire #1-GS183503 \$1,840.66
 R&R Fan Clutch \$1,245.99
 R&R Front AC Compressor \$235.25
 Diagnosed problem R&R Turbo speed sensor. \$309.66
 Betts invoice C1002031212 \$1,327.12
 Drive Tires 255/70/R22.5 \$2,061.70
 Replaced main and AUX Batteries \$241.14
 in service Delta freightliner elect melt down to hvac inv #F00895372:01 \$647.04

\$39,794.03

VEHICLE DESCRIPTION *Automatic tire chains	Odometer reading as of 8/31/24	TOTAL REPAIR HOURS	Dates	Maintenance Performed for Month of AUGUST 2024 Jobs Exceeding \$150 performed since July 2015 (in Gray) FY 23/24	Cost for Month of AUGUST	July 2015 to-date CUMULATIVE COST
---	--------------------------------------	--------------------------	-------	--	--------------------------------	--

Bus #505 (diesel)

2017 Freightliner

135,931	10.25	08 - 2024	PM-A		\$0.00	
ODO		08 - 2024		11.5 qrts. ATF, 1 internal filter, 1 spin on filter	\$157.39	
***		08 - 2024		Turbo sensor bad, R&R turbo speed sensor and cleared codes	\$332.76	
2,513		08 - 2024		W/C lift inop. R&R control pendant	\$306.15	
		08 - 2024		Grinding sound, inspection found no issues	\$0.00	
		08 - 2024		Lift intermittent malfunction R&R tower, 3&4 micro switch assemblies and adjusted	\$126.49	
		08 - 2024		4.5 gal DEF	\$24.98	
		08 - 2024		3.5 Gal DEF	\$19.43	
		08 - 2024		4.3 gal DEF	\$23.87	
		08 - 2024		3.6 gal DEF	\$19.98	
					\$1,011.05	

Mileage for the Month

06 - 2024				R&R drivers seat shock absorber	\$183.51	
05 - 2024				R&R diesel exhaust fluid heater	\$1,114.00	
04 - 2024				R&R alternator and 1 battery	\$1,550.01	
04 - 2024				Re-cap tires, dismount, mount and balance	\$1,007.12	
03 - 2024				R&R front shocks	\$264.44	
02 - 2024				Instrument cluster bad, Delta Truck replaced	\$2,131.67	
02 - 2024				R&R left automatic chain tray, replaced air filter/windshield wipers	\$157.09	
11 - 2023				R&R turn signal switch	\$164.72	
08 - 2023				Replaced 3 drive tires severely out of balance	\$938.24	
08 - 2023				R&R front brake pads and hardware	\$274.90	
08 - 2023				R&R front rotors wheel seal and gear oil	\$478.42	
08 - 2023				Replaced both front axle shock absorbers	\$150.18	
07 - 2023				4 recap tires	\$938.24	
03 - 2023				Replaced left rear wheel seal, inner and outer wheel bearings and races. Inspected right rear wheel bearings and races, replaced wheel seal	\$253.67	
02 - 2023				Replaced rear brake rotors, right side bearings, bearing cups, brake pads and slider pins, filled with gear oil and test drove	\$854.47	
10 - 2022				1 steer tire 245/71/19.5	\$433.81	\$18,688.58

VEHICLE DESCRIPTION *Automatic tire chains	TOTAL REPAIR HOURS	Dates	Maintenance Performed for Month of AUGUST 2024 Jobs Exceeding \$150 performed since July 2015 (in Gray) FY 23/24	Cost for Month of AUGUST	July 2015 to-date CUMULATIVE COST
Bus #506 (diesel)	139,060	08 - 2024	Rear outer tire repair	\$30.00	
2017 FREIGHTLINER	ODO	08 - 2024	PM-A brake pads, oil seals, hub caps, wheel end kits inner and outer bearing, added fluid	\$0.00	
	***	08 - 2024	R&R 1 condensor fan	\$3,416.54	
Mileage for The Month	2,637	08 - 2024	R&R two 40 amp relays for rear A/C fan	\$77.27	
		08 - 2024	5.1 gal DEF	\$13.88	
		08 - 2024	4.3 gal DEF	\$28.31	
		08 - 2024	4.3 gal DEF	\$23.87	
		08 - 2024	4.3 gal DEF	\$23.87	
					\$3,613.74

06 - 2024	R&R steering gear box, wobble stills exists	\$1,044.17
06 - 2024	R&R rear rotors, front right oil seals 2 wheel studs, 1 lug nut, gear oil R&R front shocks, replaced front wheels w/new tires, shimmy problem still	\$210.49
05 - 2024	Front and rear alignment with bushing inspection - Hewitt	\$264.44
05 - 2024	Front brake shake, sent to Betts Truck	\$334.24
04 - 2024	R&R right front steer tire	\$170.00
04 - 2024	R&R front rotors, wheel seals and gear oil	\$424.26
03 - 2024	4 wheels balanced	\$527.04
03 - 2024	New drive tires	\$159.96
03 - 2024	Replaced upper and lower rear sway bar bushings	\$1,484.04
02 - 2024	Steer Tires	\$194.28
02 - 2024	PM-B	\$809.42
12 - 2023	Replaced front brake pads, rotors, seals and R/S bearings	\$181.16
12 - 2023	Replaced turbo charger, actuator and calibrated	\$516.73
10 - 2023	Replaced both batteries Group 31	\$1,790.25
08 - 2023		\$381.56

\$26,094.96

VEHICLE DESCRIPTION *Automatic tire chains	Odometer reading as of 8/31/24	TOTAL REPAIR HOURS	Dates	Maintenance Performed for Month of AUGUST 2024 Jobs Exceeding \$150 performed since July 2015 (in Gray) FY 23/24	Cost for Month of AUGUST	July 2015 to-date CUMULATIVE COST
Bus #507 (diesel)	171,885	13.75	08 - 2024	PM-A	\$0.00	
2017 FREIGHTLINER	ODO		08 - 2024	PM-B	\$89.17	
			08 - 2024	11.5 qrts. ATF, internal filter and spin on filter	\$157.39	
	***		08 - 2024	Replaced turbo charger actuator and calibrated	\$1,784.54	
Mileage for the Month	4,300		08 - 2024	R&R 1 u-joint	\$88.08	
			08 - 2024	Replaced 1 rear A/C blower relay	\$8.02	
			08 - 2024	R&R 2 dash vents, repaired rear bumper cover flashing, secured entry door stairs handrail	\$117.53	
			08 - 2024	R&R 23 emergency window release handles	\$10.23	
			08 - 2024	5.4 gal DEF	\$29.97	
			08 - 2024	4.8 gal DEF	\$26.64	
			08 - 2024	4 gal DEF	\$22.20	
			08 - 2024	5.3 gal DEF	\$29.42	
					\$2,363.19	
			07 - 2024	R&R drive tires/w/used recaps in stock R&R one tire chain tray	\$161.58	
			07 - 2024	R&R recaps with new tires. Bus vibrated and shimmed with recaps	\$1,610.63	
			05 - 2024	Front end oil seal, inner/outer race, bearings/gear oil, rear brake pads	\$308.13	
			05 - 2024	R&R broken destination sign glass, replaced drivers seat w/good used one	\$469.37	
			01 - 2024	Repaired leaking heater hose, replaced leaking air valve to parking brake	\$159.93	
			11 - 2023	Replaced rear floor heater core, added coolant	\$150.00	
			11 - 2023	R&R HVAC blower motor, fan and in cab filter	\$217.23	
			10 - 2023	Replaced front calipers and brake pads	\$341.19	
			10 - 2023	Charged and tested batteries, replaced 1 group 31 battery	\$163.75	
			10 - 2023	R&R up stream Nox sensor	\$667.13	
			09 - 2023	Engine derated enroute to Delta Truck, towed	\$562.50	
			09 - 2023	ECM fault code - emissions systems Delta Truck	\$1,216.24	
			09 - 2023	Replaced both batteries	\$327.56	
			09 - 2023	R&R front shocks	\$151.82	
			08 - 2023	PM-B fuel filter and air filter	\$195.50	
			08 - 2023	R&R DEF header and replaced crank case filter. Repaired coolant leak	\$1,222.22	\$23,695.87

VEHICLE DESCRIPTION *Automatic tire chains	Odometer reading as of 8/3/24	TOTAL REPAIR HOURS	Dates	Maintenance Performed for Month of AUGUST 2024 Jobs Exceeding \$150 performed since July 2015 (in Gray) FY 23/24	Cost for Month of AUGUST	July 2015 to-date CUMULATIVE COST
---	-------------------------------------	--------------------------	-------	--	--------------------------------	--

Bus #508 (diesel)

2017 Freightliner

Mileage for the Month

149,510	3.75	08 - 2024	Replaced frfront left tire with used stock tire	\$0.00	
ODO		08 - 2024	PM-A	\$0.00	
2,063		08 - 2024	4.3 gal DEF	\$23.87	
		08 - 2024	3.4 gal DEF	\$18.87	
		08 - 2024	4.3 gal DEF	\$23.87	
				\$66.61	

07 - 2024			R&R driver seat shock dampener	\$183.57	
			Delta Truck, transmission codes,unable to fix. Recommended take to Allison Trans.		
06 - 2024			Repair shop	\$443.94	
06 - 2024			AG transmission repair	\$680.44	
05 - 2024			R&R water pump and fuel sending unit	\$362.99	
			Front end wobble, turned rotors bad. Replaced rotors with new ones and brake pads, right wheel seal	\$1,641.20	
03 - 2024			Front end shake. Sent to Betts. R&R front leaf spring bushings and alignment.		
			Problem persists, sent back to Betts	\$2,214.38	
03 - 2024			Balance 4 rear wheels	\$159.96	
02 - 2024			Replaced front brake rotors and wheel seals.	\$192.30	
01 - 2024			Replaced rear rotors, seals, bearings and brake pads	\$684.88	
01 - 2024			Replaced turbo actuator and calibrated	\$1,912.31	
01 - 2024			Replaced drive tires	\$1,545.10	
11 - 2023			R&R brake hydro booster and 1 LED light bulb on dash	\$1,003.95	
10 - 2023			Replaced leaking coolant surge tank	\$305.93	
10 - 2023			Turned brake rotors, replaced seals, wheel bearings, added gear oil	\$277.49	
08 - 2023			Replaced both batteries	\$293.44	
07 - 2023			PM-B, fuel filter tranny spin on filterm crank case filter, reset transmission	\$239.90	
05 - 2023			Replaced diesel exhaust fluid header	\$1,113.66	
05 - 2023			Replaced steer stfres	\$857.36	
05 - 2023			Replaced 4 drive tires re-cap	\$938.24	
					\$23,368.45

VEHICLE DESCRIPTION *Automatic tire chains	Odometer reading as of 8/31/24	REPAIR HOURS	Dates	Maintenance Performed for Month of AUGUST 2024 Jobs Exceeding \$150 performed since July 2015 (in Gray) FY 23/24	Cost for Month of AUGUST	July 2015 to- date CUMULATIVE COST
TOTALS	36,080	104			\$ 15,783	\$ 446,779



OUT OF SERVICE

- 2013 Chevy Diesel Unrepairable - to be auctioned
Bus 401
- 2013 Chevy Diesel Unrepairable - to be auctioned
Bus 402

PERFORMANCE SUMMARY
August 2024

AMADOR TRANSIT
FY 2024/25

	Jul-24	Aug-24	YEAR TO-DATE	Last FY 23/24 to Date
RIDERSHIP-FIXED ROUTE/DAR				
FIXED ROUTE & DAR PASSENGERS	3,463	3,787	7,250	5,951
SENIORS	207	174	381	471
DISABLED	2,146	2,604	4,750	3,328
WHEELCHAIR	196	197	393	280
%SENIORS / DISABLED	74%	79%	76%	69%
YOUTH	66	173	239	203
%YOUTH	2%	5%	3%	0
BIKES	44	17	61	49
OPERATIONS				
TOTAL SERVICE DAYS	24	22	46	45
VEHICLE SERVICE HOURS	1,208	1,608	2,816	2,164
PASSENGER PER HOUR	2.9	2.4	2.6	3
VEHICLE SERVICE MILES	24,286	24,105	48,391	42,332
VEHICLE NON-REVENUE MILES	1,880	2,010	3,890	4,258
PASSENGER PER MILE	0.14	0.16	0.15	0.14
COSTS				
MONTHLY EXPENSES (Operating Costs)	\$164,183	\$153,317	\$317,500	\$304,203
COST PER PASSENGER	\$47.41	\$40.49	\$87.90	\$101.91
COST PER MILE	\$6.76	\$6.36	\$13.12	\$14.33
COST PER HOUR	\$135.91	\$95.35	\$231.26	281
REVENUE				
FIXED ROUTE/DAR FAREBOX REVENUE	\$8,203	\$12,740	\$20,943	\$21,909
ADVERTISING SALES	\$3,625	\$3,700	\$7,325	\$4,137
TOTAL FAREBOX RATIO	8.21%	12.12%	10.09%	9.40%
SACRAMENTO ROUTE				
PASSENGERS	216	221	437	494
SENIORS	73	37	110	172
DISABLED	11	6	17	24
WHEELCHAIR	1	1	2	0
%SENIORS / DISABLED	39%	20%	30%	40%
YOUTH	11	23	34	10
%YOUTH	5%	10%	8%	2%
BIKES	0	0	0	0
VEHICLE SERVICE HOURS	146	159	305	310
PASSENGER PER HOUR	1.5	1.4	1.4	1.6
VEHICLE SERVICE MILES	4,064	4,052	8,116	7,824
VEHICLE NON-REVENUE MILES	134	134	268	262
PASSENGER PER MILE	0.05	0.05	0.05	0.06
OPERATING COST				
(Amador City to Sac City Line)	\$3,826	\$3,826	\$7,652	\$7,478
COST PER PASSENGER	\$17.71	\$17.31	\$35.03	\$31.00
COST PER MILE	\$0.94	\$0.94	\$1.89	\$1.91
COST PER HOUR	\$26.21	\$24.06	\$50.27	\$48.31
SAC FAREBOX REVENUE	\$690	\$632	\$1,322.00	\$1,012
SAC CONTRACT REVENUE	\$7,948	\$8,614	\$16,562	\$8,877

AMADOR TRANSIT
STATEMENT OF NET POSITION
 As of August 31, 2024

	Aug 31, 24
ASSETS	
Current Assets	
Checking/Savings	
11100 · 3670 NewWF Checking - Operating	114,286.83
11200 · 8794 Wells Fargo Savings Res	
11210 · Fleet Reserve	421,255.03
11220 · Building Reserve	74,805.67
11230 · Equipment Reserve	42,987.91
	539,048.61
Total 11200 · 8794 Wells Fargo Savings Res	
11300 · 8802 Wells Fargo Savings-Grants	
10700 · SGR Funds	34,183.94
	34,183.94
Total 11300 · 8802 Wells Fargo Savings-Grants	
Total Checking/Savings	687,519.38
Accounts Receivable	565,233.76
Other Current Assets	
13000 · Pre-Paid expenses	45,348.72
	45,348.72
Total Other Current Assets	
Total Current Assets	1,298,101.86
Fixed Assets	
15100 · LAND	254,026.00
15200 · BUILDING	2,393,775.88
15300 · EQUIPMENT	
15500 · COMPUTERS AND SOFTWARE	50,254.12
15300 · EQUIPMENT - Other	160,911.83
	211,165.95
Total 15300 · EQUIPMENT	
15400 · Buses	
15450 · Bus Equipment	23,986.01
	23,986.01
Total 15400 · Buses	
16000 · ACCUMULATED DEPRECIATION	(2,986,059.00)
	(103,105.16)
Total Fixed Assets	
TOTAL ASSETS	1,194,996.70

AMADOR TRANSIT
STATEMENT OF NET POSITION
As of August 31, 2024

	<u>Aug 31, 24</u>
LIABILITIES & EQUITY	
Liabilities	
Current Liabilities	
Accounts Payable	
20000 · ACCOUNTS PAYABLE	29,596.00
Total Accounts Payable	29,596.00
Other Current Liabilities	331,371.20
Total Current Liabilities	360,967.20
Long Term Liabilities	
22400 · Pension Liability	1,108,604.00
26100 · Deferred Inflow Pension	439,732.00
Total Long Term Liabilities	1,548,336.00
Total Liabilities	1,909,303.20
TOTAL LIABILITIES & EQUITY	1,909,303.20

AMADOR TRANSIT
 Annual Budget vs. Actual
 August 2024 16% of FY

	Jul - Aug 24	Budget	\$ Over Bud...	% of Budget
Ordinary Income/Expense				
Income				
41000 · FARE REVENUE				
41100 · FIXED ROUTE REVENUE	11,114.20	45,000.00	-33,885.80	24.7%
41200 · DIAL-A-RIDE REVENUE	7,452.36	42,000.00	-34,547.64	17.7%
Total 41000 · FARE REVENUE	18,566.56	87,000.00	-68,433.44	21.3%
42000 · NON-FARE REVENUES				
41300 · SACRAMENTO SERV.CONTRACT	16,561.84	85,000.00	-68,438.16	19.5%
41350 · LCTOP Operating Funds	0.00	109,214.00	-109,214.00	0.0%
42100 · LOCAL TRANSP FUND(LTF)	58,886.81	543,325.00	-484,438.19	10.8%
42250 · SGR Funds	134.00	68,502.00	-68,368.00	0.2%
42270 · 5339(a) FLEET REIMBURSEMENT	152,630.00	152,630.00	0.00	100.0%
42300 · 5311 Operating Assistance	0.00	317,477.00	-317,477.00	0.0%
42315 · 5311 CRRSAA Act 2021	186,970.77	186,971.00	-0.23	100.0%
42400 · 5310 Expanded Mobility	0.00	111,663.00	-111,663.00	0.0%
42500 · ADVERTISING CONTRACT	7,325.00	58,333.00	-51,008.00	12.6%
42700 · STA -Capital Allocation				
42701 · STA - Capital Depreciation	0.00	493,058.00	-493,058.00	0.0%
Total 42700 · STA -Capital Allocation	0.00	493,058.00	-493,058.00	0.0%
42705 · STA FUNDS - OPERATING ASSIST.	0.00	130,050.00	-130,050.00	0.0%
Total 42000 · NON-FARE REVENUES	423,368.61	2,256,223.00	-1,832,854.39	18.8%
Total Income	441,935.17	2,343,223.00	-1,901,287.83	18.9%
Gross Profit	441,935.17	2,343,223.00	-1,901,287.83	18.9%
Expense				
50010 · LABOR				
50100 · SALARIES & WAGES - Fixed Route	55,544.34	318,773.00	-263,228.66	17.4%
50200 · SALARIES & WAGES - DAR	23,803.03	137,751.00	-113,947.97	17.3%
50300 · MAINT.& FACILITIES WAGES	29,495.76	174,069.00	-144,573.24	16.9%
50400 · ADMINISTRATIVE WAGES	51,793.00	316,623.00	-264,830.00	16.4%
50500 · OTHER SALARIES & WAGES	19,947.53	125,343.00	-105,395.47	15.9%
Total 50010 · LABOR	180,583.66	1,072,559.00	-891,975.34	16.8%
51000 · BENEFITS				
51100 · FICA	2,721.21	15,000.00	-12,278.79	18.1%
51150 · PENSION PLAN (CalPERS)	30,432.90	182,927.00	-152,494.10	16.6%
51200 · MEDICAL PLAN	10,242.44	63,000.00	-52,757.56	16.3%
51260 · DENTAL PLAN	1,418.58	8,550.00	-7,131.42	16.6%

AMADOR TRANSIT
 Annual Budget vs. Actual
 August 2024 16% of FY

	Jul - Aug 24	Budget	\$ Over Bud...	% of Budget
51300 · VISION PLAN	199.00	1,250.00	-1,051.00	15.9%
51350 · WORKERS COMP INS	19,787.00	87,000.00	-67,213.00	22.7%
51420 · DISABILITY INSURANCE	1,773.46	9,000.00	-7,226.54	19.7%
51450 · UNEMPLOYMENT INSURANCE	64.72	4,000.00	-3,935.28	1.6%
51600 · UNIFORMS/WORK CLOTHES ALLOW	988.95	2,900.00	-1,911.05	34.1%
51650 · OTHER BENEFITS	204.92	2,000.00	-1,795.08	10.2%
Total 51000 · BENEFITS	67,833.18	375,627.00	-307,793.82	18.1%
52000 · SERVICES & USER FEES				
52100 · VEHICLE TECH SERV-OUTSOURCE	3,627.40	35,000.00	-31,372.60	10.4%
52150 · PROPERTY MAINTENANCE SERVICES	1,373.53	7,500.00	-6,126.47	18.3%
52250 · LEGAL COUNSEL	3,670.70	5,000.00	-1,329.30	73.4%
52300 · ADVERTISING & MARKETING	2,227.30	14,262.00	-12,034.70	15.6%
52350 · LEGAL NOTICES	0.00	100.00	-100.00	0.0%
52400 · SOFTWARE MAINTENANCE FEES	7,872.00	15,850.00	-7,978.00	49.7%
52420 · DRUG & ALCOHOL SERVICES	1,088.00	3,750.00	-2,662.00	29.0%
52500 · FACILITY SECURITY SYSTEM	233.75	4,250.00	-4,016.25	5.5%
52550 · GSA COST ALLOC-(POSTAGE/PRINT)	65.37	500.00	-434.63	13.1%
52600 · PROFESSIONAL & TECH SERVICES	0.00	10,000.00	-10,000.00	0.0%
52610 · Fees Bank, Merchant, Service	176.92	800.00	-623.08	22.1%
Total 52000 · SERVICES & USER FEES	20,334.97	97,012.00	-76,677.03	21.0%
53000 · MATERIALS & SUPPLIES CONSUMED				
53100 · FUEL	26,317.62	190,000.00	-163,682.38	13.9%
53150 · TIRES	5,366.16	24,000.00	-18,633.84	22.4%
53200 · LUBRICATION	954.36	3,500.00	-2,545.64	27.3%
53250 · TOOLS	286.42	1,200.00	-913.58	23.9%
53300 · VEHICLE MAINT-REPAIR PARTS	8,634.43	45,000.00	-36,365.57	19.2%
53350 · SHOP SUPPLIES (Consumables)	156.27	4,500.00	-4,343.73	3.5%
53400 · VEHICLE ACCESSORIES	236.73	750.00	-513.27	31.6%
53425 · TOWING	1,375.00	2,000.00	-625.00	68.8%
53450 · FACILITIES MAINT/REPAIR PARTS	1,022.11	4,000.00	-2,977.89	25.6%
53500 · TRANSIT CENTER SUPPLIES	0.00	500.00	-500.00	0.0%
53550 · OFFICE SUPPLIES	775.62	4,500.00	-3,724.38	17.2%
53650 · PRINTING (Schedules, Brochures)	0.00	3,000.00	-3,000.00	0.0%
53670 · COMPUTER PROGRAM & SUPPLIES	19.00	400.00	-381.00	4.8%
53700 · SAFETY & EMERGENCY SUPPLIES	0.00	1,600.00	-1,600.00	0.0%
53750 · OTHER MATERIALS & SUPPLIES	0.00	600.00	-600.00	0.0%
Total 53000 · MATERIALS & SUPPLIES CONSUM...	45,143.72	285,550.00	-240,406.28	15.8%
54000 · UTILITIES				
54100 · AT WATER/SEWER/GARBAGE	1,105.83	5,000.00	-3,894.17	22.1%
54200 · AT -PGE/NATURAL GAS	79.97	1,800.00	-1,720.03	4.4%
54300 · TRANSIT CTR/WATER/SEWER/GARB	502.59	3,500.00	-2,997.41	14.4%
54400 · TRANSIT CENTER-PGE	179.25	1,100.00	-920.75	16.3%

11:44 AM
 09/24/24
 Accrual Basis

AMADOR TRANSIT
 Annual Budget vs. Actual
 August 2024 16% of FY

	Jul - Aug 24	Budget	\$ Over Bud...	% of Budget
54450 · TRANSIT CENTER-INTERNET	0.00	2,500.00	-2,500.00	0.0%
54500 · OFFICE PHONES/INTERNET/CELL	2,146.44	11,200.00	-9,053.56	19.2%
Total 54000 · UTILITIES	4,014.08	25,100.00	-21,085.92	16.0%
56000 · CASUALTY & LIABILITY COSTS				
56100 · LIABILITY & PROPERTY DAMAGE INS	51,329.56	150,000.00	-98,670.44	34.2%
Total 56000 · CASUALTY & LIABILITY COSTS	51,329.56	150,000.00	-98,670.44	34.2%
58000 · MISCELLANEOUS (NEW)				
58050 · DUES & SUBSCRIPTIONS	0.00	2,300.00	-2,300.00	0.0%
58200 · TRAVEL & MEETINGS	30.35	800.00	-769.65	3.8%
58300 · SAFETY PROGRAM	191.29	750.00	-558.71	25.5%
58400 · TRAINING-Seminars & Materials	0.00	1,000.00	-1,000.00	0.0%
58450 · CDL/ DOT MED/BkGrnd Checks	414.00	1,750.00	-1,336.00	23.7%
58500 · Penalties/Late Fees	0.00	50.00	-50.00	0.0%
58600 · Other Miscellaneous	110.62	350.00	-239.38	31.6%
Total 58000 · MISCELLANEOUS (NEW)	746.26	7,000.00	-6,253.74	10.7%
59000 · LEASES / RENTALS				
59100 · Leases & Rentals	7,124.39	10,000.00	-2,875.61	71.2%
Total 59000 · LEASES / RENTALS	7,124.39	10,000.00	-2,875.61	71.2%
Total Expense	377,109.82	2,022,848.00	-1,645,738.18	18.6%
Net Ordinary Income	64,825.35	320,375.00	-255,549.65	20.2%
Other Income/Expense				
Other Expense				
60000 · CAPITAL DEPRECIATION ALLOCATION				
60125 · Cap.Reserve-Equip.Depreciation	0.00	25,524.00	-25,524.00	0.0%
60150 · Cap.Reserve-Buildg.Depreciation	1,849.00	48,727.00	-46,878.00	3.8%
60175 · Cap.Reserve-Fleet Depreciation	0.00	157,784.00	-157,784.00	0.0%
Total 60000 · CAPITAL DEPRECIATION ALLOCATI...	1,849.00	232,035.00	-230,186.00	0.8%
60700 · State of Good Repair Expenses	0.00	68,502.00	-68,502.00	0.0%
Total Other Expense	1,849.00	300,537.00	-298,688.00	0.6%
Net Other Income	-1,849.00	-300,537.00	298,688.00	0.6%
Net Income	62,976.35	19,838.00	43,138.35	317.5%



Amador Transit Customer Contact Record

Customer Info.	Name	NO Name	
Sex	Street	Argonaut Lane	
(M)	City	Jackson	Zip
F	Telephone		
	Email		
	Recorder's Initials	JTW	
Incident Data	Location	Sierra Wind / Argonaut Ln.	
	Date	8/29/24	
	Time	3:50 ish	
	Coach	505	Run 55
	Driver	Jennifer Faria	

Customer's Remarks:

was riding my bike on Argonaut Lane. Driver was very courteous. She didnt try to pass me like the other cars did. She waited for me to pull off the road into Sierra wind, then proceeded

Operator's Reply: gave me a friendly honk. Not many safe places to ride & cars on the road should be more cautious of people on Bicycles like this driver was. Wanted to call in and give kudos!

Date Received:	8/29/24		Date of Answer:	
Received Via	Answer Needed	Kind of Contact		
<input type="checkbox"/> Email	<input type="checkbox"/> Written	<input type="checkbox"/> Complaint/Concern		
<input type="checkbox"/> Mail	<input type="checkbox"/> Email	<input checked="" type="checkbox"/> Compliment		
<input checked="" type="checkbox"/> Telephone	<input type="checkbox"/> Verbal	<input type="checkbox"/> Suggestion		
<input type="checkbox"/> In Person	<input checked="" type="checkbox"/> No Answer Needed	<input type="checkbox"/> Service Request		

Complaint Category

Operations	Service	Maintenance	
<input type="checkbox"/> Discourteous Conduct	<input type="checkbox"/> Advertising	<input type="checkbox"/> Vandalism	
<input type="checkbox"/> Reckless Driving	<input type="checkbox"/> Headway	<input type="checkbox"/> Neglect	
<input type="checkbox"/> Early	<input type="checkbox"/> Timetables/Maps	<input type="checkbox"/> Poor Work	
<input type="checkbox"/> Late	<input type="checkbox"/> Wrong Verbal or Phone Information	<input type="checkbox"/> Other	
<input type="checkbox"/> Missed Stop	<input type="checkbox"/> Ticket/Pass Sale		
<input type="checkbox"/> Boarding	<input type="checkbox"/> Fare Protest		
<input type="checkbox"/> Alighting	<input type="checkbox"/> Route Protest		
<input type="checkbox"/> Bus Did Not Show	<input type="checkbox"/> Facilities Locations (Stops, Signs, Shelters)	Equipment	
<input type="checkbox"/> Off Route	<input type="checkbox"/> Transfer Time Protest	<input type="checkbox"/> Dirty Equipment	
<input type="checkbox"/> Wrong Signage	<input type="checkbox"/> Overload	<input type="checkbox"/> Faulty Equipment (Emissions, Noise, etc.)	
<input type="checkbox"/> Disturbance	<input type="checkbox"/> Scheduling Protest	<input type="checkbox"/> Other	
<input type="checkbox"/> Alcohol or Drugs	<input type="checkbox"/> Other	SAFE Driving!	
<input type="checkbox"/> Poor Appearance			
<input type="checkbox"/> Wrong Information			



Amador Transit Customer Contact Record

Customer Info.		Name	Lyn Warner		
Sex	(M) F	Street	Clinton Bar Rd.		
		City	Pine Grove	Zip	95665
		Telephone	209-257-1290		
		Email			
		Recorder's Initials	spie		
Incident Data		Location			
		Date	9/19/24		
		Time	10:30		
		Coach	207	Run	A.R.
		Driver:	Aaron Ransom		

Customer's Remarks:

New Amador Rides client. - Assigned with volunteer, Aaron Ransom for medical transport to SAC Sutter. He called to let us know he very much enjoyed his ride with Aaron. Excellent Operator's Reply: customer service, excellent driver and just an enjoyable person to be around. Thank you Aaron & Amador Rides!

Date/Time Received: 9/25/24		Date/Time of Answer:	
Received Via	Answer Needed	Kind of Contact	
<input type="checkbox"/> Email	<input type="checkbox"/> Written	<input type="checkbox"/> Complaint/Concern	
<input type="checkbox"/> Mail	<input type="checkbox"/> Email	<input checked="" type="checkbox"/> Compliment	
<input checked="" type="checkbox"/> Telephone	<input type="checkbox"/> Verbal	<input type="checkbox"/> Suggestion	
<input type="checkbox"/> In Person	<input checked="" type="checkbox"/> No Answer Needed	<input type="checkbox"/> Service Request	

Complaint Category

Operations	Service	Maintenance	
<input type="checkbox"/> Discourteous Conduct	<input type="checkbox"/> Advertising	<input type="checkbox"/> Vandalism	
<input type="checkbox"/> Reckless Driving	<input type="checkbox"/> Headway	<input type="checkbox"/> Neglect	
<input type="checkbox"/> Early	<input type="checkbox"/> Timetables/Maps	<input type="checkbox"/> Poor Work	
<input type="checkbox"/> Late	<input type="checkbox"/> Wrong Verbal or Phone Information	<input type="checkbox"/> Other	
<input type="checkbox"/> Missed Stop	<input type="checkbox"/> Ticket/Pass Sale		
<input type="checkbox"/> Boarding	<input type="checkbox"/> Fare Protest		
<input type="checkbox"/> Alighting	<input type="checkbox"/> Route Protest		
<input type="checkbox"/> Bus Did Not Show	<input type="checkbox"/> Facilities Locations (Stops, Signs, Shelters)	Equipment	
<input type="checkbox"/> Off Route	<input type="checkbox"/> Transfer Time Protest	<input type="checkbox"/> Dirty Equipment	
<input type="checkbox"/> Wrong Signage	<input type="checkbox"/> Overload	<input type="checkbox"/> Faulty Equipment (Emissions, Noise, etc.)	
<input type="checkbox"/> Disturbance	<input type="checkbox"/> Scheduling Protest	<input type="checkbox"/> Other	
<input type="checkbox"/> Alcohol or Drugs	<input type="checkbox"/> Other	Enjoyable Driver!	
<input type="checkbox"/> Poor Appearance			
<input type="checkbox"/> Wrong Information			



Amador Transit Customer Contact Record

Customer Info.		Name	Dustin	
Sex	M	Street		
	F	City		Zip
		Telephone	530-781-4149	
		Email		
		Recorder's Initials	JCM	
Incident Data		Location	Florin Rd Sac	
		Date	9/9/24	
		Time	7:30	
		Coach	204	Run SH1
		Driver:	Mark	

Customer's Remarks:

Dustin said bus drifted into his lane on Florin Rd N towards Folsom. When he honked driver gave him a very bad look. Dustin had child in the car and is very upset with this incident

Operator's Reply:

Received 9/9
 [Signature]
 Followed up
 on 9/10/24

Date/Time Received:	9/9/24	Date/Time of Answer:	9/10/24
Received Via	Answer Needed	Kind of Contact	
<input type="checkbox"/> Email	<input type="checkbox"/> Written	<input checked="" type="checkbox"/> Complaint/Concern	
<input type="checkbox"/> Mail	<input type="checkbox"/> Email	<input type="checkbox"/> Compliment	
<input checked="" type="checkbox"/> Telephone	<input checked="" type="checkbox"/> Verbal	<input type="checkbox"/> Suggestion	
<input type="checkbox"/> In Person	<input type="checkbox"/> No Answer Needed	<input type="checkbox"/> Service Request	

Complaint Category

Operations	Service	Maintenance
<input checked="" type="checkbox"/> Discourteous Conduct	<input type="checkbox"/> Advertising	<input type="checkbox"/> Vandalism
<input checked="" type="checkbox"/> Reckless Driving	<input type="checkbox"/> Headway	<input type="checkbox"/> Neglect
<input type="checkbox"/> Early	<input type="checkbox"/> Timetables/Maps	<input type="checkbox"/> Poor Work
<input type="checkbox"/> Late	<input type="checkbox"/> Wrong Verbal or Phone Information	<input type="checkbox"/> Other
<input type="checkbox"/> Missed Stop	<input type="checkbox"/> Ticket/Pass Sale	
<input type="checkbox"/> Boarding	<input type="checkbox"/> Fare Protest	
<input type="checkbox"/> Alighting	<input type="checkbox"/> Route Protest	
<input type="checkbox"/> Bus Did Not Show	<input type="checkbox"/> Facilities Locations (Stops, Signs, Shelters)	Equipment
<input type="checkbox"/> Off Route	<input type="checkbox"/> Transfer Time Protest	<input type="checkbox"/> Dirty Equipment
<input type="checkbox"/> Wrong Signage	<input type="checkbox"/> Overload	<input type="checkbox"/> Faulty Equipment (Emissions, Noise, etc.)
<input type="checkbox"/> Disturbance	<input type="checkbox"/> Scheduling Protest	<input type="checkbox"/> Other
<input type="checkbox"/> Alcohol or Drugs	<input type="checkbox"/> Other	
<input type="checkbox"/> Poor Appearance		
<input type="checkbox"/> Wrong Information		

SCANNED

9/10/24 DATE

Updated 3/2/2017

9/10/24
 7
 [Signature]

From: Dustin Heron <dustinheron97@gmail.com>
Sent: Monday, September 9, 2024 1:19:01 PM
To: Maggie <maggie@amadortransit.com>
Subject: Reckless driving by Amador Transit

CAUTION: This email came from someone outside of the organization. Do not click the links or open any attachments unless you recognize the sender and know the content is safe.

Hi, this is the vehicle that almost caused an accident this morning by drifting aggressively into my lane without signaling or checking his mirrors. I called this morning at 7:25am and was told I would get a call back from a manager. It is 4:18pm and I have not received this call. Is there another way to report dangerous driving by your transit drivers?

3

From: April <april@amadortransit.com>
Sent: Monday, September 9, 2024 7:15 PM
To: Maggie <maggie@amadortransit.com>; dustinheron97@gmail.com
Subject: Re: Reckless driving by Amador Transit

Hi Dustin,

Thank you for emailing us. Safety on the road is our utmost priority and I want to ensure you this matter is being thoroughly investigated. The dispatcher did send me this report, but the vehicle was not in the yard to be able to view the video footage of the incident. The driver was interviewed, and I will pull the footage and finish my investigation tomorrow. I'll provide you with an update then.

Thank you for your patience.

2

April

From: Dustin Heron <dustinheron97@gmail.com>
Sent: Tuesday, September 10, 2024 2:41 PM
To: April
Subject: Re: Reckless driving by Amador Transit
Attachments: image001.jpg

CAUTION: This email came from someone outside of the organization. Do not click the links or open any attachments unless you recognize the sender and know the content is safe.

This is completely false. I know what happened because I was there. Unacceptable response.

On Tue, Sep 10, 2024, 2:18 PM April <april@amadortransit.com> wrote:

Hi Dustin,

After a full investigation of this matter, I have identified several discrepancies in your report. The footage from our vehicle displayed the following:

Our vehicle was traveling in the right-hand lane and directly to the left side of him, there was a truck with trailer. You were approximately two car lengths behind the trailer. The driver initiated his blinker before the truck and trailer had passed @ 7:05:42. Immediately after the trailer was clear, our driver crossed the middle line, merging into the left lane. The tires of our vehicle crossed @ 7:05:44 still with his blinker on and checking mirrors. At 7:05:45 you abruptly accelerated and almost rear ended our vehicle then proceeded to honk your horn and flip the driver off.

We had 4 passengers on board and didn't identify any wrongdoing of our driver. The window of clearance for the driver to proceed with the lane change was reasonable given the speed of traffic when the driver began signaling to make the lane change. I did have both of our driver trainers review all details and footage as well. The traffic/clearance was tight but not out of the ordinary for Sacramento.

In conclusion, Sacramento traffic is horrendous at times, and we do our best to maneuver thorough it with safety of our passengers and others on the road being our number 1 priority.

If you need any further assistance, please reach out to me.

April Miller

Mobility Manager

AMADOR TRANSIT INCIDENT REPORT

DATE OF INCIDENT: 9, 9, 24 TIME 7:05 AM PM POLICE DEPT: _____ CASE/REPORT NO: _____

CONDITIONS: (Circle One) LIGHT / DARK RAINY/CLEAR WET/DRY TRAFFIC: (Circle One) HEAVY LIGHT MODERATE

LOCATION OF INCIDENT: Florin Perkins Rd at #16 CITY / COUNTY: Sacramento / Sacramento

SECTION 1) AMADOR TRANSIT EQUIPMENT/VEHICLE

EQUIPMENT NO: #207 DESCRIPTION OF EQUIPMENT: _____ DRIVER / OPERATOR: Mack Rodriguez

DESCRIBE DAMAGE: _____ ESTIMATED DAMAGE \$: _____

SECTION 2) DAMAGE TO OTHER PROPERTY / VEHICLES

OWNER: _____ DRIVER: _____ LICENSE NO: _____
PHONE: H () _____ W () _____ PHONE: H () _____ W () _____
ADDRESS: _____ ADDRESS: _____
CITY: _____ STATE: _____ ZIP: _____ CITY: _____ STATE: _____ ZIP: _____
INSURANCE CO: _____ PHONE: _____ POLICY NO: _____
YEAR: _____ MAKE: _____ MODEL: _____ LICENSE PLATE NO: _____
DESCRIBE DAMAGE: _____ ESTIMATED DAMAGE \$: _____

SECTION 3) PERSONAL INJURY (Use Back of Form, if needed)

NAME: _____
PHONE: H () _____ W () _____
ADDRESS: _____
CITY: _____ STATE: _____ ZIP: _____
TYPE OF INJURY: _____

SECTION 4) WITNESS (Use back of form, if needed)

NAME: _____
PHONE: H () _____ W () _____
ADDRESS: _____
CITY: _____ STATE: _____ ZIP: _____
STATEMENT: _____

SECTION 5) DESCRIPTION OF INCIDENT (BE SPECIFIC, WHO, WHAT, WHEN, WHERE, WHY)

#204 I WAS TRAVELING IN SAC ROUTE AND WANTED TO CHANGE LANES TO MY LEFT. TRAFFIC WAS A LITTLE HEAVY AT THE TIME SO I WAS LOOKING IN MY REAR SIDE MIRROR FOR AN OPPORTUNITY TO MOVE TO THE LANE ON MY LEFT. I HAD MY LEFT BLINKER ON AND AS SOON AS A TRUCK AND TRAILER PASSED ME I SAW AN OPENING WITH PLENTY OF SPACE TO MOVE OVER INTO THE LANE ON MY LEFT. I STARTED TO DRIFT SLOWLY OVER INTO THE LANE, WHILE (CONTINUE ON BACK, IF NEEDED)

Mack Rodriguez 9-10-24
FORM COMPLETED BY PRINT DATE

[Signature] 9/10/24
SUPERVISOR PRINT DATE

[Signature]
SIGNATURE

[Signature]
SIGNATURE



TO: AT BOARD OF DIRECTORS
FROM: Patricia M. Amarant, General Manager
DATE: October 3, 2024
RE: General Manager Report - Informational Only

Update on bus delivery

AT has 3 of the 4 buses ordered delivered last week. They are in the process of post-delivery inspection, radio install and branding. 4th bus is scheduled to be delivered in approximately a week. AT anticipates at least 2 of the buses will be in service by October 4th.

Final Draft of AT's updated Disciplinary Policy

Staff will present the final draft of the policy for approval at the November 7th meeting and will include any suggestions offered by the board and the added statement about off-duty speeding tickets affecting the employees DMV record.

AMADOR TRANSIT

Expenditure Transaction Detail By Account

September 5 - 25, 2024

Date	Name	Memo	Amount
23001.1 Payroll Liabls Total			
25000 CalPERS Classic Retirement			
09/17/2024	CalPERS	1899375431	4,365.22
09/17/2024	CalPERS	1899375431	2,572.07
09/17/2024	CalPERS	Regadanz	345.55
Total 25000 CalPERS Classic Retirement			7,282.84
25020 CalPERS 2@62			
09/17/2024	CalPERS	1899375431	3,946.07
09/17/2024	CalPERS	1899375431	3,886.95
Total 25020 CalPERS 2@62			7,833.02
Total 23001.1 Payroll Liabls Total			15,115.86
51000 BENEFITS			
51150 PENSION PLAN (CalPERS)			
09/16/2024	CalPERS	GASB	700.00
09/16/2024	CalPERS	Pepra	201.17
09/16/2024	CalPERS	Classic	6,687.58
Total 51150 PENSION PLAN (CalPERS)			7,588.75
51600 UNIFORMS/WORK CLOTHES ALLOW			
09/22/2024	Amador Transit - Petty Cash	Giuffra	29.75
09/10/2024	JB's Awards & Engraving		20.00
09/05/2024	U.S. BANK	shop uniforms	533.21
09/05/2024	U.S. BANK	McGowan	41.07
09/05/2024	U.S. BANK	shop uniforms	526.74
09/05/2024	U.S. BANK	uniform return	-300.53
Total 51600 UNIFORMS/WORK CLOTHES ALLOW			850.24
Total 51000 BENEFITS			8,438.99
52000 SERVICES & USER FEES			
52100 VEHICLE TECH SERV-OUTSOURCE			
09/25/2024	Glass Doctor of The Gold Cou...		100.00
09/25/2024	Hewitt Alinement Service	302-align & upper arm	400.00
09/25/2024	Hewitt Alinement Service	405-bushings, ball joints, rotate ...	1,106.24
09/22/2024	Sutter Creek Car Wash	Jul-Aug	40.69
09/25/2024	Sutter Creek Car Wash	min charge	25.00
09/05/2024	U.S. BANK	2013 chevy,replace all bearings	5,000.00
Total 52100 VEHICLE TECH SERV-OUTSOURCE			6,671.93
52150 PROPERTY MAINTENANCE SERVICES			
09/25/2024	Moppin Mamas Cleaning Serv...	September	240.00
Total 52150 PROPERTY MAINTENANCE SERVICES			240.00
52250 LEGAL COUNSEL			
09/05/2024	O'Hagen Meyer, LLC-Newpor...	claim #KY24K2635556 Deductible	335.50
09/25/2024	O'Hagen Meyer, LLC-Newpor...	Claim #KY24K2596990 Deduct	997.50
Total 52250 LEGAL COUNSEL			1,333.00
52300 ADVERTISING & MARKETING			
09/22/2024	KVGC 1340 AM	Aug	500.00
09/25/2024	The Mountain Merchant Gold...	2500 Day pass	85.12
Total 52300 ADVERTISING & MARKETING			585.12
52400 SOFTWARE MAINTENANCE FEES			
09/25/2024	TripSpark	NOVUS DRM	7,770.00
09/05/2024	U.S. BANK	Allsion sub	390.00
09/05/2024	U.S. BANK	van cam sub	63.99
Total 52400 SOFTWARE MAINTENANCE FEES			8,223.99
52500 FACILITY SECURITY SYSTEM			

AMADOR TRANSIT
Expenditure Transaction Detail By Account
September 5 - 25, 2024

Date	Name	Memo	Amount
09/25/2024	Signal Service	Qtrly & site visit repair	1,238.71
Total 52500 □ FACILITY SECURITY SYSTEM			1,238.71
52600 □ PROFESSIONAL & TECH SERVICES			
09/25/2024	Cathy Castillo, CPA	Closeout 22/23	2,250.00
Total 52600 □ PROFESSIONAL & TECH SERVICES			2,250.00
Total 52000 □ SERVICES & USER FEES			20,542.75
53000 □ MATERIALS & SUPPLIES CONSUMED			
53100 □ FUEL			
09/22/2024	Hunt & Sons, Inc.		8,175.16
09/25/2024	Hunt & Sons, Inc.		7,479.19
09/25/2024	Hunt & Sons, Inc.	Acct#87043	305.54
Total 53100 □ FUEL			15,959.89
53150 □ TIRES			
09/25/2024	Jackson Tire Service, Inc.	Ford stock	442.84
09/25/2024	Jackson Tire Service, Inc.	Stock	345.87
09/25/2024	Jackson Tire Service, Inc.	205-sensors	127.04
09/25/2024	Jackson Tire Service, Inc.	406	221.42
09/22/2024	Les Schwab Tires	Van stock	152.94
Total 53150 □ TIRES			1,290.11
53200 □ LUBRICATION			
09/22/2024	Ron DuPratt Ford	oil	391.37
Total 53200 □ LUBRICATION			391.37
53300 □ VEHICLE MAINT-REPAIR PARTS			
09/22/2024	Bus & Equipment Repair	switch assy. Rollstop	637.62
09/25/2024	Delta Truck Center	Multi switch-504	225.01
09/25/2024	Delta Truck Center	stock- washers, nuts	169.12
09/25/2024	Delta Truck Center	Disc kit -504	313.25
09/25/2024	Delta Truck Center	multi switch -507	189.37
09/25/2024	Delta Truck Center	Disc kit -stock	432.06
09/25/2024	Delta Truck Center	Service pump kit	162.39
09/22/2024	Maita Chevrolet	302-bushing	120.28
09/22/2024	Maita Chevrolet	403-arm, gear, core	846.44
09/25/2024	Maita Chevrolet	Handle	28.44
09/25/2024	Maita Chevrolet	Core	-100.00
09/25/2024	Maita Chevrolet	return	-32.59
09/25/2024	Maita Chevrolet	Core	-377.53
09/05/2024	U.S. BANK	Trans Air Mounting brackets	270.69
09/05/2024	U.S. BANK	dash cam sup	13.90
09/05/2024	U.S. BANK	engine caps	34.45
09/05/2024	U.S. BANK	relay	41.64
09/05/2024	U.S. BANK	blower switch	47.32
09/05/2024	U.S. BANK	507-turbo actuator	2,076.52
09/05/2024	U.S. BANK	core-507	-300.00
09/05/2024	U.S. BANK	speed sensor	332.76
09/05/2024	U.S. BANK	indicator light	18.96
09/05/2024	U.S. BANK	wheels	637.88
Total 53300 □ VEHICLE MAINT-REPAIR PARTS			5,787.98
53350 □ SHOP SUPPLIES (Consumables)			
09/05/2024	U.S. BANK	water	30.52
Total 53350 □ SHOP SUPPLIES (Consumables)			30.52
53450 □ FACILITIES MAINT/REPAIR PARTS			
09/05/2024	U.S. BANK		52.44
09/05/2024	U.S. BANK		10.76
09/05/2024	U.S. BANK	Aces	16.50
09/05/2024	U.S. BANK		79.97
09/05/2024	U.S. BANK	remover	87.05

AMADOR TRANSIT
Expenditure Transaction Detail By Account
September 5 - 25, 2024

Date	Name	Memo	Amount
09/05/2024	U.S. BANK	dusters	32.28
Total 53450 □ FACILITIES MAINT/REPAIR PARTS			279.00
53500 □ TRANSIT CENTER SUPPLIES			
09/05/2024	U.S. BANK		52.19
09/05/2024	U.S. BANK	TP	74.68
Total 53500 □ TRANSIT CENTER SUPPLIES			126.87
53550 □ OFFICE SUPPLIES			
09/05/2024	U.S. BANK	Copy Paper	155.78
09/05/2024	U.S. BANK	time clock ribbon	18.19
09/05/2024	U.S. BANK	batteries, label tape, lam pouches	55.06
09/05/2024	U.S. BANK	Lam pouches	20.53
09/05/2024	U.S. BANK		39.95
09/05/2024	U.S. BANK	monitor warranty	14.99
09/05/2024	U.S. BANK	monitor	111.67
09/05/2024	U.S. BANK	monitor	133.22
09/05/2024	U.S. BANK		43.50
09/05/2024	U.S. BANK		21.44
09/05/2024	U.S. BANK		37.70
Total 53550 □ OFFICE SUPPLIES			652.03
53750 □ OTHER MATERIALS & SUPPLIES			
09/05/2024	U.S. BANK	storage tubs	78.44
Total 53750 □ OTHER MATERIALS & SUPPLIES			78.44
Total 53000 □ MATERIALS & SUPPLIES CONSUMED			24,596.21
54000 □ UTILITIES			
54100 □ AT WATER/SEWER/GARBAGE			
09/10/2024	Amador Water Agency		153.50
09/05/2024	U.S. BANK	dump	39.75
09/05/2024	U.S. BANK	dump	27.50
Total 54100 □ AT WATER/SEWER/GARBAGE			220.75
54300 □ TRANSIT CTR/WATER/SEWER/GARB			
09/22/2024	Aces Waste Services, Inc.	TC	39.56
09/10/2024	Amador Water Agency	TC	162.89
09/10/2024	City of Sutter Creek	001-2097/AMA0019	111.55
Total 54300 □ TRANSIT CTR/WATER/SEWER/GARB			314.00
54500 □ OFFICE PHONES/INTERNET/CELL			
09/05/2024	Univerge		286.23
Total 54500 □ OFFICE PHONES/INTERNET/CELL			286.23
Total 54000 □ UTILITIES			820.98
56000 □ CASUALTY & LIABILITY COSTS			
56100 □ LIABILITY & PROPERTY DAMAGE INS			
09/22/2024	CalTip	2nd QTR liability ins.	33,447.27
Total 56100 □ LIABILITY & PROPERTY DAMAGE INS			33,447.27
Total 56000 □ CASUALTY & LIABILITY COSTS			33,447.27
58000 □ MISCELLANEOUS (NEW)			
58200 □ TRAVEL & MEETINGS			
09/25/2024	Amador Transit - Petty Cash		21.19
09/25/2024	Amador Transit - Petty Cash	safety meeting 0919	100.00
Total 58200 □ TRAVEL & MEETINGS			121.19
58400 □ TRAINING-Seminars & Materials			
09/05/2024	U.S. BANK	Norton Medical-Bright	189.00
09/05/2024	U.S. BANK	Faria	33.00

5:55 PM
 09/25/24
 Accrual Basis

AMADOR TRANSIT
Expenditure Transaction Detail By Account
 September 5 - 25, 2024

Date	Name	Memo	Amount
Total 58400 ☐ TRAINING-Seminars & Materials			222.00
58500 ☐ Penalties/Late Fees			
09/05/2024	U.S. BANK		9.22
Total 58500 ☐ Penalties/Late Fees			9.22
58600 ☐ Other Miscellaneous			
09/05/2024	U.S. BANK		18.09
Total 58600 ☐ Other Miscellaneous			18.09
Total 58000 ☐ MISCELLANEOUS (NEW)			370.50
59000 ☐ LEASES / RENTALS			
59100 ☐ Leases & Rentals			
09/22/2024	Amador County Airport		25.00
09/05/2024	WIZIX		31.08
Total 59100 ☐ Leases & Rentals			56.08
Total 59000 ☐ LEASES / RENTALS			56.08
TOTAL			103,388.64