AMADOR TRANSIT BOARD OF DIRECTORS

Thursday, September 5, 2019 – 10:00 A.M.

AMADOR COUNTY TRANSPORTATION COMMISSION OFFICES - Board Room

117 Valley View Way, Sutter Creek, CA 95642

AGENDA

In compliance with the Americans with Disabilities Act, if you are a disabled person and you need a disability-related modification or accommodation to participate in this meeting, please contact Amador Transit System staff at (209) 267-9395 or (209) 267-1462 (fax). Requests must be made as early as possible and at least one-full business day before the start of the meeting.

AGENDA: Approval of agenda for this date. Off agenda items must be approved by the Directors, pursuant to Government Code Section 54954.2.

PUBLIC MATTERS NOT ON THE AGENDA: Discussion items only, no action to be taken. Any persons may address the Board at this time upon any subject within the jurisdiction of Amador Transit; however, any matter that requires action may be referred to staff and/or Committee for a report and recommendation for possible action at a subsequent Commission meeting. Please note - there is a five (5) minute limit per topic.

CONSENT AGENDA (Items 1- 8): Note: Items listed on the consent agenda are considered routine and may be enacted by one motion. Any item may be removed for discussion and made a part of the regular agenda at the request of a Board Member(s).

1. Board Minutes, August 2019
2. Ridership Analysis, July 2019
3. Ridership Analysis, Amador-Sacramento Express, July 2019
4. Vehicle Maintenance Report, July 2019
5. Performance Report, July 2019
6. Budget/Expenditure Report, July 2019
7. Compliments, Complaints and Service Requests

8. **GENERAL MANAGER REPORT (Non-Action Items):**

None

REGULAR AGENDA ITEMS:

09. Review FY 18/19 Special Events worksheet

10. **RESO 19-05** – for board approved AT 5310 Mobility Grant application.

11. CMAQ Application – Bus Purchase: Discussion and Possible Action

12. **Claims**

13. **ADJOURNMENT**

AMADOR TRANSIT (AT)
MINUTES
August 8, 2019 – 11:14 a.m.

The Amador Transit Board of Directors met at the Amador County Transportation Commission (ACTC) Offices, 117 Valley View Way, Sutter Creek, California on the above date, and the following proceedings were had, to wit:

Present on Roll Call:
Brian Oneto, Chairman
Dominic Atlan, Vice Chairman
Jon Colburn
Keith Sweet
Richard Forster
John Plasse

Also Present:
Patricia Maggie Amarant, AT General Manager
John Gedney, ACTC Executive Director
Felicia Bridges, Administrative Secretary
Gregoria Ponce, Office Chief, Caltrans District 10

AGENDA:

Motion: It was moved by Director Plasse, seconded by Vice Chairman Atlan, and unanimously carried to approve the agenda.

Ayes: Oneto, Atlan, Colburn, Sweet, Forster, Plasse
Noes: None
Absent: None

PUBLIC MATTERS NOT ON THE AGENDA: None

CONSENT AGENDA:

Motion: It was moved by Director Forster, seconded by Director Plasse and unanimously carried to approve the Consent Agenda.

Ayes: Oneto, Atlan, Colburn, Sweet, Plasse, Forster
Noes: None
Absent: None

GENERAL MANAGER REPORT:

Call for Projects for 5310 Mobility Management Grant-Application due September 6, 2019: Ms. Amarant reviewed her staff report. She clarified that the application guidelines are specific and the funding applied for must be used for that specific item.

Karyn Gregorius, Executive Director of the Arc of Amador and Calaveras/Social Services Transportation Advisory Council Chair, expressed support of Amador Transit's application for the 5310 Mobility Management Grant application. She acknowledged the Mobility Management position helps SSTAC fill gaps in the area as well as the volunteer driver program.

Motion: It was moved by Director Plasse, seconded by Vice Chairman Atlan and unanimously carried to approve applying for the 5310 Mobility Management Grant for: operating funds for Amador Rides, operating funds for the Amador Transit Mobility Program including dispatch software annual renewal service fees, and procurement of an ADA van.

Ayes: Oneto, Atlan, Colburn, Sweet, Plasse, Forster
Noes: None
Absent: None

Amador Transit's first PG&E bill after solar installation: Ms. Amarant reviewed her staff report.

REGULAR AGENDA:

Review quote and approve solar installation at Sutter Hill Transit Center using remaining PTMISEA funds: Ms. Amarant reviewed her staff report. She stated a quote was obtained by BTA Solar Electrical Services Inc. (the independent consultant previously hired for the solar installation of the administration and maintenance buildings) in the amount of $43,400 for the Transit Center. She noted an additional cost but a recommendation from BTA Solar Electrical Services Inc. is to convert the two (2) current PG&E meters located at the Transit Center to one (1) prior to solar install, making for a smoother transition to solar.

Director Plasse asked if the conversion to one (1) meter is necessary, due to the difficulty and cost of receiving a meter through PG&E now. He suggested keeping both if the need for the second meter arises in the future. Director Plasse also identified a possible typo needing clarification in the quote provided by BTASolar Electrical Services, Inc., in the section of *peak rating of*.... The kilowatt numbers provided do not seem accurate.

Director Sweet asked if this project was sent out for a Request for Proposals (RFP). Ms. Amarant replied she was unaware she had to, since this is an addition of services through BTA Solar and Electrical Services, Inc.

The Directors agreed a consult with legal and Jon Hopkins should take place for guidance on whether a RFP process is needed for this project.

Review and approve AT FY 2019/20 project list for State of Good Repairs funding of $61,176: Ms. Amarant reviewed her staff report. She reviewed the proposed project list for FY 2019/20 and added the project list could be fully funded with this year's funding amount as well as the 2017/18-2018/19 carry over funds. Ms. Amarant also noted the upgrade of cameras to high definition at the Transit Center is needed for better safety precautions.

Director Forster agreed that high definition cameras do serve as a great asset due to better quality imaging.

Director Oneto asked if there were specific items that the funding had to be spent on for the grant application. Ms. Amarant replied that this funding can be used universally.

Motion: It was moved by Director Plasse, seconded by Director Sweet and unanimously carried to approve the proposed list of the projects for FY 2019/20 with the exception of the combination of the PG&E meters from two (2) to one (1), with the guidance it be confirmed that the solar program can service both meters and alleviate the excess cost, and use carry over funds from 2017/18 and 2018/19 expenditures to augment 2019/20 expenses.

Ayes: Oneto, Atlan, Forster, Colburn, Sweet, Plasse
Noes: None
Absent: None

Amador Transit Triennial Performance Draft Audit FY 2015-16 through 2017-18/ Workshop: The Directors discussed the draft audit. It was agreed that drastic changes need to be made to the shuttles and possibly expanding Dial-A-Ride services. Ms. Amarant noted this is a draft and there are some corrections to be made including: Page 5- Recommendation # 3: *In addition to the AT system wide map*, display individual route maps on the AT website, system maps are currently in place and AT is working with Google maps to enhance them, and Page 4- Recommendation # 2: *Record and report full time employee hours consistent with TDA definitions*, will be evaluated with AT's certified public accountant to ensure the appropriate hours are being recorded.

It was decided among the Directors to conduct a Transit Route Workshop on September 5, 2019 prior to the regular AT board meeting to further discuss the possible changes.

Karyn Gregorius, Executive Director of the Arc of Amador and Calaveras/Social Services Transportation Advisory Council Chair, stated the members of the SSTAC work diligently to ensure transportation needs are met within the county. She continued that with the possible upcoming changes to the transit routes, a primary concern will be making sure residents that use those routes have alternative means of transportation after changes are made. Ms. Gregorius expressed the importance of continuing conversations throughout the process to fill gaps in the community.

Claims: Chairman Oneto noted for future ACTC meetings, if the claims list could highlight the items changed as Amador Transit does.

Motion: It was moved by Director Forster, seconded by Director Plasse and unanimously carried to approve claims list.

Ayes: Oneto, Atlan, Forster, Colburn, Sweet, Plasse
Noes: None
Absent: None

Adjournment: At 12:32 p.m. the Chairman adjourned the meeting to Thursday, September 5, 2019 at 9:00 a.m. at the Amador County Transportation Commission Offices, 117 Valley View Way, Sutter Creek, California.

_____
Brian, Oneto, Chairman
Amador Transit

ATTEST:

_____
Recording Secretary

Note: Copies of referenced documents are available at the AT and ACTC offices.

AMADOR TRANSIT **MONTHLY**

SERVICE SUMMARY

JULY 2019

FY 19/20	Service Days	
		22
Sacramento	795	
Upcountry	550	
Plymouth	435	
A - Shuttles 5-1 - 5-7	1,037	
B - Shuttles 6-1 - 6-7	1,073	
Ione	410	
Dial-A-Ride	1,681	
Logisticare	20	
Special Events(Amador County Fair)	147	
TOTAL PASSENGERS	6,148	
AV. DAILY	279	
ADULT	1,881	
SENIOR	724	
PERSONS W/DISABILITIES	2,658	
YOUTH	413	
Non-Revenue-PCA	315	
Non-Revenue - Child	63	
Non-Revenue - Family Pass	94	
Wheelchair	386	
Bicycles	116	
FARES PAID BY MONTH/DAY PASS		
Monthly Pass	1,070	
$6 Day Passes Trips	158	
$6 Day Passes Sold	35	
Cash Fares	$3,626.08	
FARES PAID BY PRE-PAID TICKETS		
Pre-Paid Tix .50¢		
Pre-Paid Tix $1.00	1,423	
Pre-Paid Tix $1.25	-	
Pre-Paid Tix $1.50	32	
Pre-Paid Tix $2.00	108	
Pre-Paid Tix $2.50	-	
Pre-Paid Tix $3.00	159	
Pre-Paid Tix $4.00	42	
Pre-Paid Tix $7.00	42	
Mileage		
Revenue miles	25,616	
Non-Revenue miles	1,686	

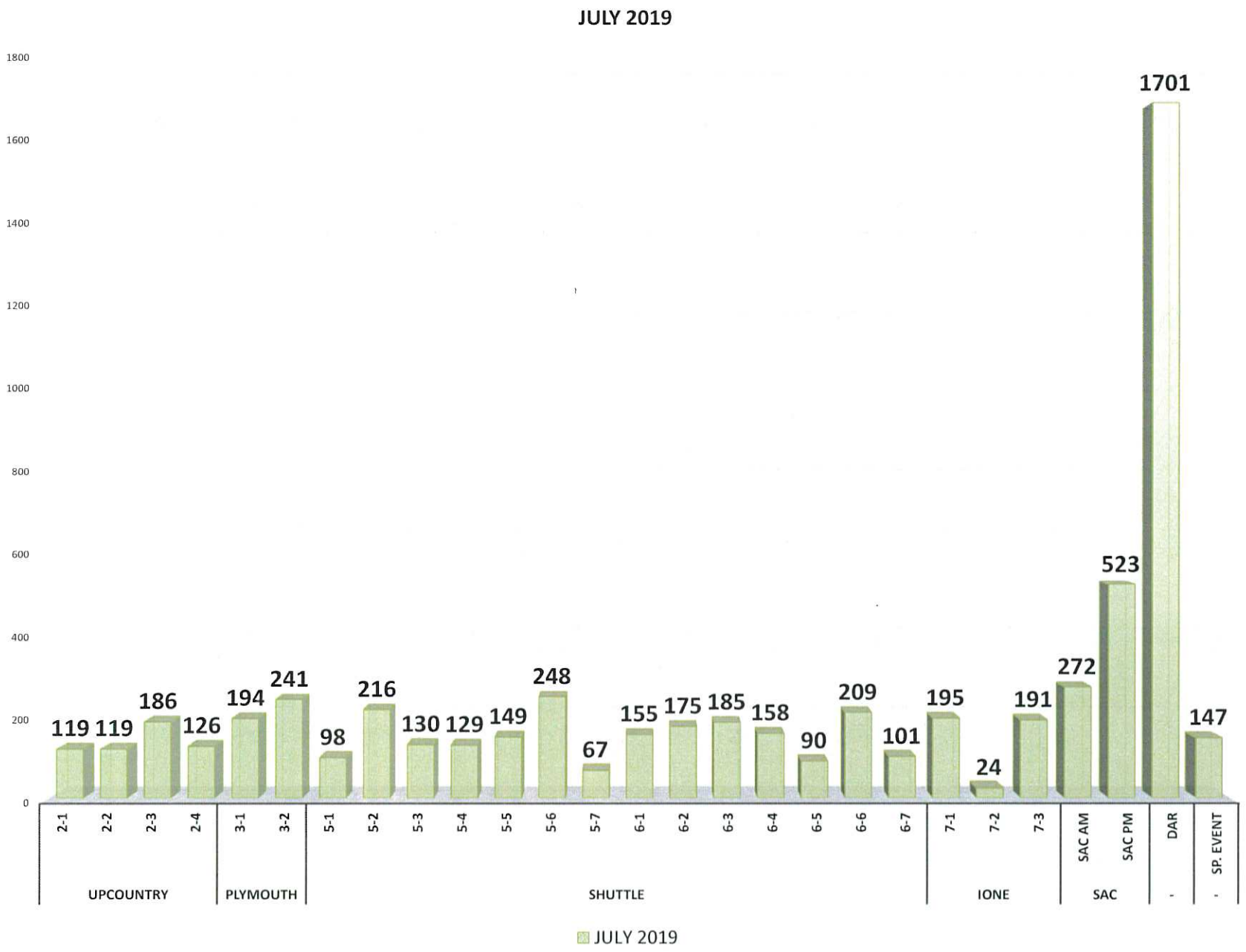
JULY 2019
1800
1600
1400
1200
1000
800
600
400
200
0
119
119
186
126
194
241
98
216
130
129
149
248
67
155
175
185
158
90
209
101
195
24
191
272
523
1701
147
2-1
2-2
2-3
2-4
3-1
3-2
5-1
5-2
5-3
5-4
5-5
5-6
5-7
6-1
6-2
6-3
6-4
6-5
6-6
6-7
7-1
7-2
7-3
SAC AM
SAC PM
DAR
SP. EVENT
UPCOUNTRY
PLYMOUTH
SHUTTLE
IONE
SAC
-
-
JULY 2019

Upcountry	2-1	119
	2-2	119
	2-3	186
	2-4	126
Plymouth	3-1	194
	3-2	241
Shuttle	5-1	98
	5-2	216
	5-3	130
	5-4	129
	5-5	149
	5-6	248
	5-7	67
	6-1	155
	6-2	175
	6-3	185
	6-4	158
	6-5	90
	6-6	209
	6-7	101
Ione	7-1	195
	7-2	24
	7-3	191
Sac	Sac AM	272
	Sac PM	523
-	DAR	1701
-	Sp. Event	147
	Total	6148

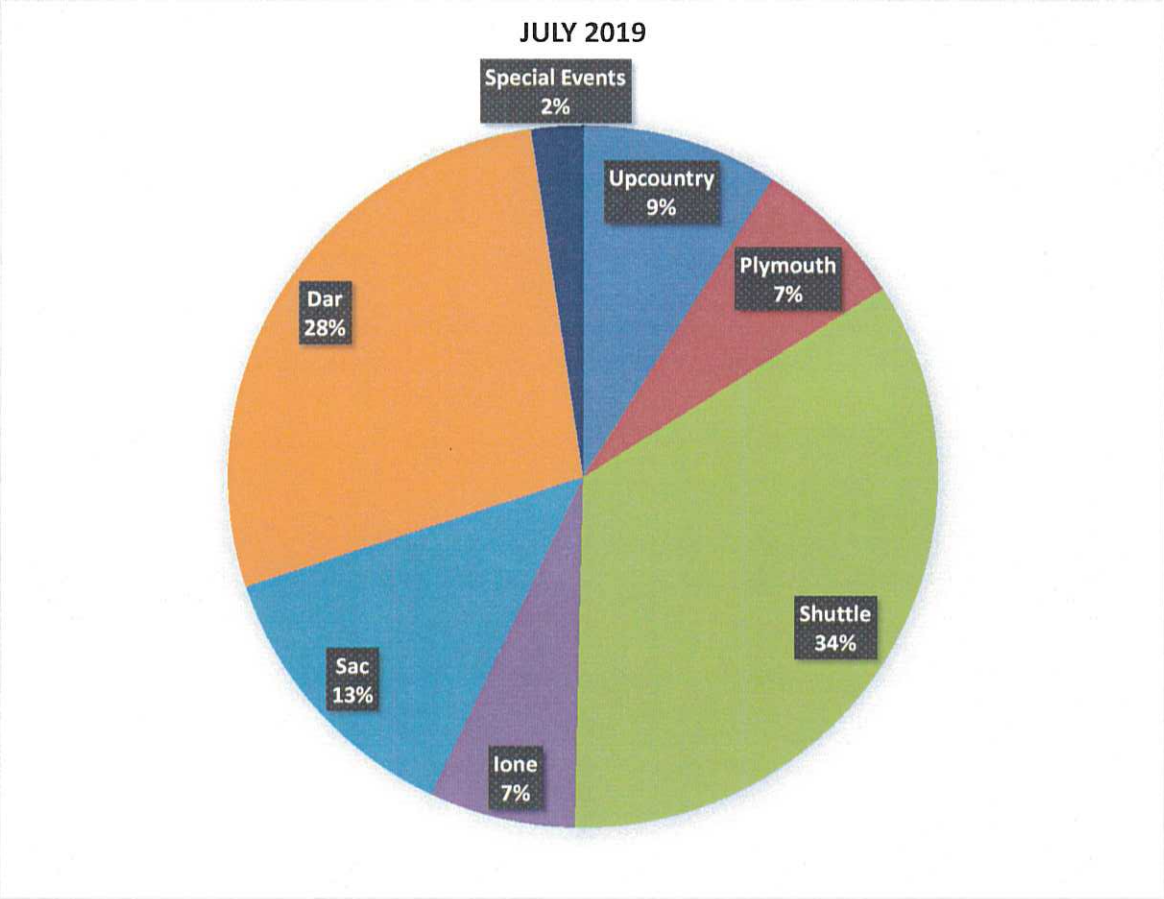

RIDERSHIP ANALYSIS
JULY 2019

AMADOR TRANSIT
FISCAL YEAR 2019/2020

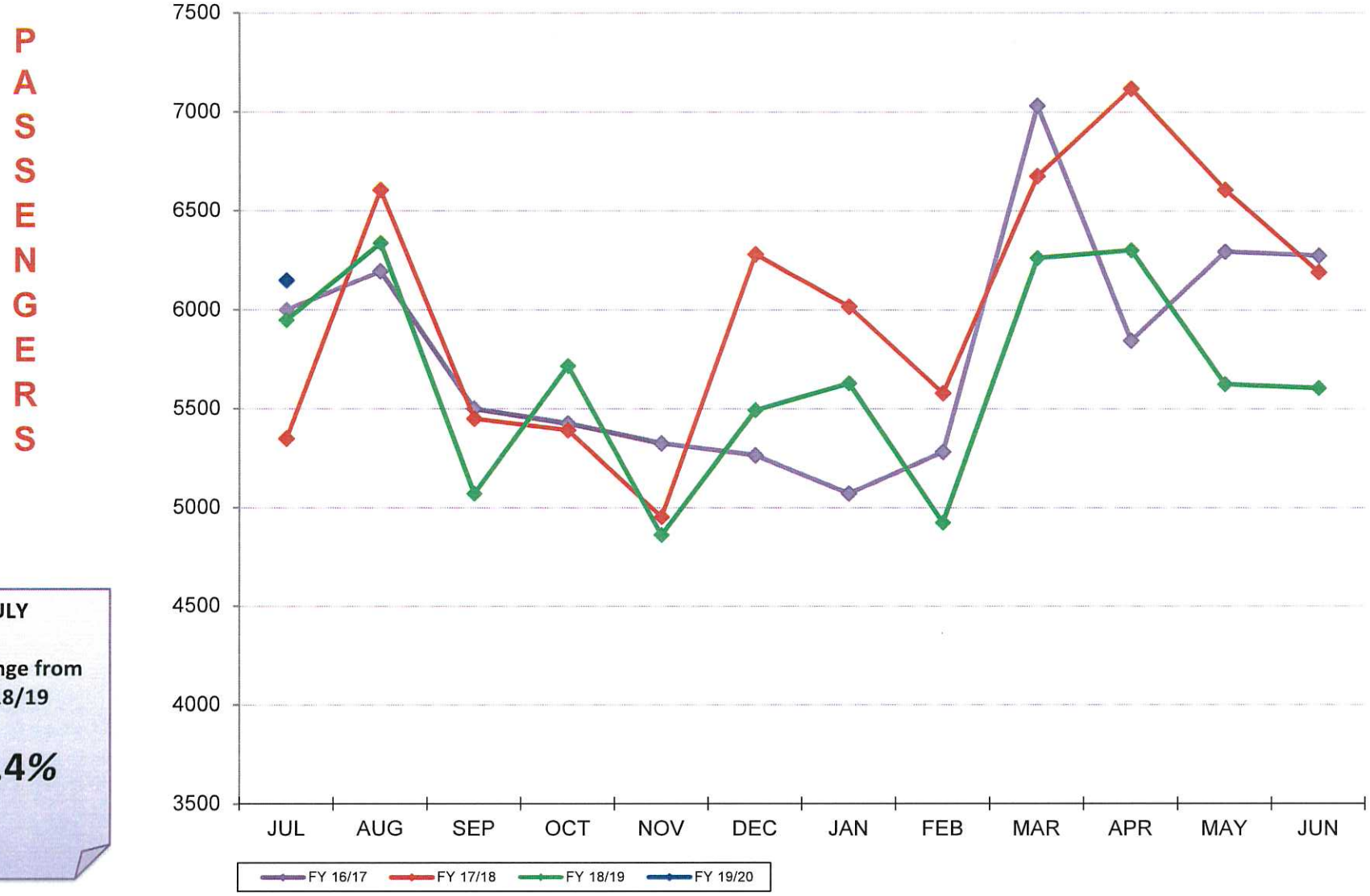

JULY

% Change from FY 18/19

+3.4%

AMADOR-SACRAMENTO EXPRESS

MONTH	11		12		TOTAL
	AMADOR/SAC		AMADOR/SAC		
August 2018	**109**	**279**	**146**	**303**	**837**
September 2018	**117**	**232**	**120**	**195**	**664**
October 2018	**119**	**264**	**140**	**229**	**752**
November 2018	**89**	**204**	**112**	**201**	**606**
December 2018	**97**	**228**	**132**	**212**	**669**
January 2019	**112**	**278**	**119**	**269**	**778**
February 2019	**101**	**239**	**119**	**242**	**701**
March 2019	**141**	**302**	**130**	**275**	**848**
April 2019	**118**	**258**	**128**	**271**	**775**
May 2019	**123**	**255**	**129**	**253**	**760**
June 2019	**120**	**227**	**116**	**238**	**701**
July 2019	**130**	**251**	**142**	**272**	**795**
Average Pass/day Month of JULY 2019(22sd)	**5.9**	**11.4**	**6.5**	**12.4**	**36.1**

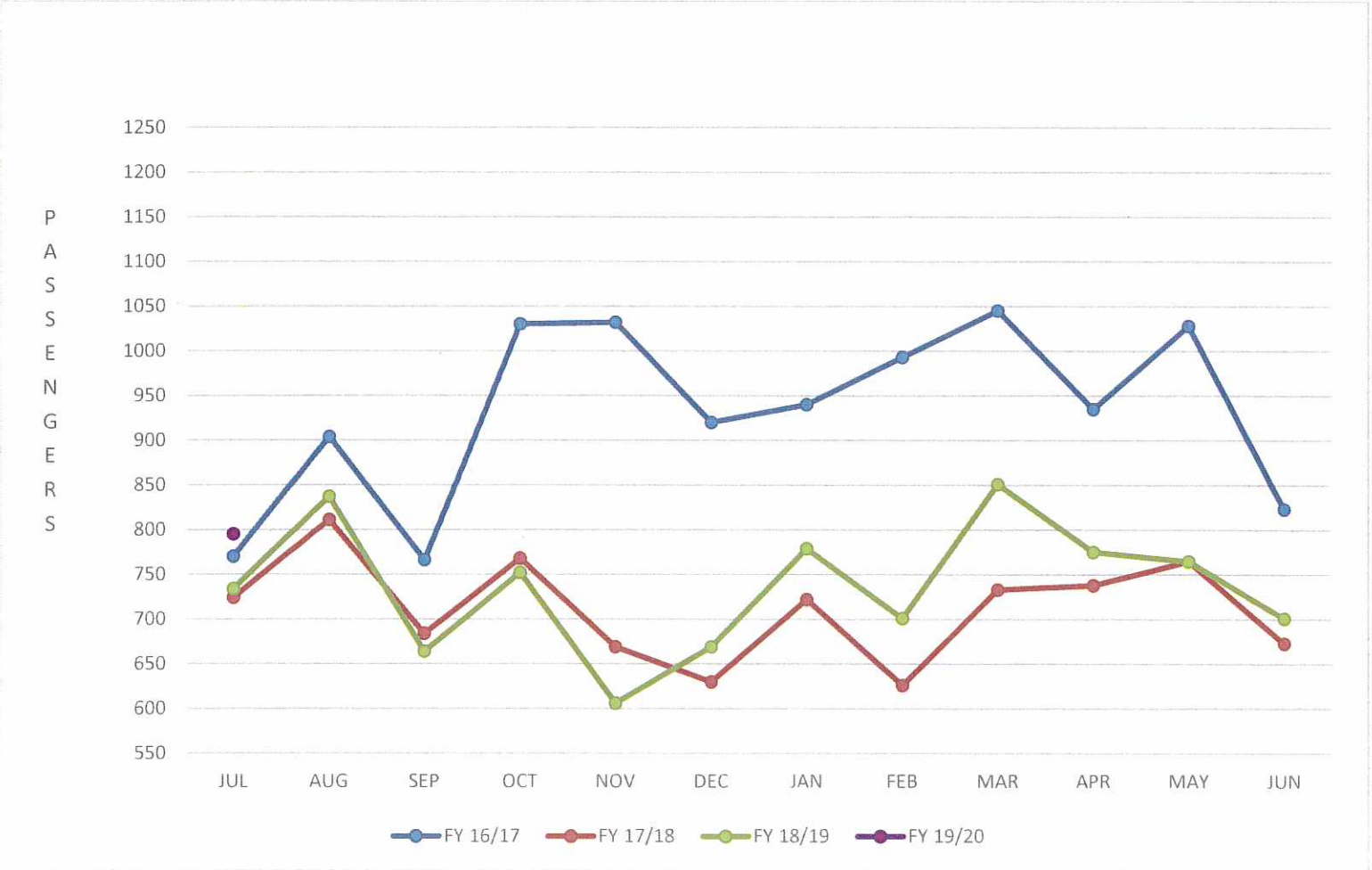

VEHICLE DESCRIPTION *Automatic tire chains	Odometer reading as of 7/31/2019	REPAIR HOURS	Dates	Maintenance Performed for Month of JULY 2019 Jobs Exceeding $150 performed since July 2015 (in Gray) FY 2018/2019	Cost for Month Of JULY	July 2015 to date CUMULATIVE COST
TRK #101 (gas)	133,666					
04 Chev Suburban	ODO					
6-passenger	***					
NON-REVENUE VH						
Mileage for the Month	214				$0.00	
			06 - 2019	Replaced left corner window glass doctor invoivce # 102728	$527.23	
			01 - 2019	Replaced Water pump, thermostat AC belt, and main belt, 1 Gallon of Coolant	$162.73	
			10 - 2015	Replace 4 tires, 225/75/R16. 4 TPS, turned front rotors, alignment	$1,143.00	
			09 - 2015	Replaced alternator	$151.00	$1,983.96
TRK #102 (gas)	18,960					
14 F450 4x4	ODO					
3-passenger	***					
NON-REVENUE VH						
Mileage for the Month	337				$0.00	
			02 - 2019	Replaced 2 batterys and took to car wash	$226.52	
			12 - 2018	6 Tires 225/70r/19.5	$2,619.15	
			12 - 2018	1 Steer steel wheel White	$171.12	$3,016.79
TRK #103 (gas)	100,920					
1998 Ford Ranger	ODO					
3-passenger	***					
NON-REVENUE VH						
Mileage for the month	0				$0.00	
			06 - 2018	4 tires 205/75/14R and Alignment	$370.17	
			07 - 2015	July 8 - 4 siped 205/75/R14 $570	$570.00	$940.17

VEHICLE DESCRIPTION *Automatic tire chains	Odometer reading as of 7/31/2019	REPAIR HOURS	Dates	Maintenance Performed for Month of JULY 2019 Jobs Exceeding $150 performed since July 2015 (in Gray) FY 2018/2019	Cost for Month Of JULY	July 2015 to date CUMULATIVE COST
VAN #201 (gas)	22,364 ODO	1.50	07 - 2019	PM-B Service	$22.27	
15 DODGE CARAVAN						
1-WC, 5 passenger	***					
mileage for the month	831					
					$22.27	
			05 - 2019	Braun recall and lasher dodge air bag repair	$495.00	
			08 - 2018	4 New tires, Invoice # 66200227328	$656.19	$1,173.46
VAN #202 (gas)	21,662					
15 DODGE CARAVAN	ODO					
1-WC, 5 passenger	***					
NON-REVENUE						
Mileage for the Month	798					
					$0.00	$0.00
VAN #203 (gas)	25,372					
17 DODGE CARAVAN	ODO					
1-WC, 5 passenger	***					
NON-REVENUE						
Mileage for the Month	946					
					$0.00	

$0.00

VEHICLE DESCRIPTION *Automatic tire chains	Odometer reading as of 7/31/2019	REPAIR HOURS	Dates	Maintenance Performed for Month of JULY 2019 Jobs Exceeding $150 performed since July 2015 (in Gray) FY 2018/2019	Cost for Month Of JULY	July 2015 to date CUMULATIVE COST
Bus #301 Diesel 13 Chevrolet	86,740 ODO	3.00	07 - 2019	PM-B Service	$41.95	
16-passenger 3 w/c	***					
Mileage for the Month	1,632					
					$41.95	
			06 - 2019	2 Steer tires 225/75r/16	$320.20	
			05 - 2019	Derated Hahns replaced catalyst convertor and DEF & #9 injector Invoice #J045779	$3,991.11	
			02 - 2019	R&R belt, tensioner and 3 pulleys	$249.25	
			01 - 2019	R&R Transmission	$2,639.88	
			01 - 2019	Hahns programed Tranmssions Invoice # Jo45231	$267.00	
			10 - 2018	Replaced Hydraulic brake booster, Test drove	$181.07	
			09 - 2018	A Arm bushings and Alignment Invoice #87394 Hewitt	$388.95	
			08 - 2018	Drive tires, ARD242550	$898.86	
			08 - 2018	Steer tires	$550.72	
			07 - 2017	Replace steering & drive tires. S 225/75/R16	$1,432.49	
			03 - 2017	repair to driver side step	$415.00	
			03 - 2017	replaced w/c lift outer roll stop cylinder, and adjusted	$268.71	
			03 - 2016	Replaced Steer tires	$409.00	$12,054.19

VEHICLE DESCRIPTION *Automatic tire chains	Odometer reading as of 7/31/2019	REPAIR HOURS	Dates	Maintenance Performed for Month of JULY 2019 Jobs Exceeding $150 performed since July 2015 (in Gray) FY 2018/2019	Cost for Month Of JULY	July 2015 to date CUMULATIVE COST
Bus #302 Diesel	87,635	3.00	07 - 2019	PM-A Service	$0.00	
13 Chevrolet	ODO					
16-passenger 3 w/c	***					
Mileage for the Month	1,473					
					$0.00	
			05 - 2019	Hahns diagnosed parking brake light on no turn signals Invoice# J045738	$1,257.25	
			05 - 2019	Amador Transit supplied the BCM part to Hahns	$180.29	
			04 - 2019	Brake Hydro Booster	$191.14	
			03 - 2019	Drive Tires 225/75R/16	$843.96	
			02 - 2019	Right low beam headlight	$914.00	
			11 - 2018	Replaced Transmission, oil dipstick tube, main belt, idler pulleys. Tensioner	$3,158.24	
			11 - 2018	Hahns re-program computer to transmission invoice # JO44793	$267.00	
			09 - 2018	Front and Rear Shocks	$185.36	
			09 - 2018	Control Arm bushing and Alignment invoice #87382 Hewitt	$454.68	
			05 - 2018	STEER TIRES 225/75R 16 HT	$475.50	
			09 - 2017	REAR TIRES 225/75/R16 BACK COUNTRY AT	$898.86	
			05 - 2016	sent to Maita Chevy for electrical short repair	$1,105.00	
			01 - 2016	Hydraulic booster	$167.00	
			10 - 2015	Replaced drive tires 225/75/R16 back country	$852.00	
			03 - 2016	Replaced Steer tires	$409.00	$11,359.28

VEHICLE DESCRIPTION *Automatic tire chains	Odometer reading as of 7/31/2019	REPAIR HOURS	Dates	Maintenance Performed for Month of JULY 2019 Jobs Exceeding $150 performed since July 2015 (in Gray) 2018/2019 FY	Cost for Month Of JULY	July 2015 to-date CUMULATIVE COST
Bus #401 Diesel	160,366	0.05	07 - 2019	R&R Steer tires 225/75/19	$320.20	
13 Chevrolet	ODO	3.00	07 - 2019	PM-B Service	$41.95	
16-passenger 3 w/c	***	3.00	07 - 2019	R&R Rear heater hose Y connector	$128.22	
Mileage for the Month	7,874	0.15	07 - 2019	4 Gallons of DEF	$11.56	
					$501.93	
			01 - 2019	Front and Rear shocks	$185.36	
			10 - 2018	Maita chevy DEF tank replacement. Invoice # 599559	$500.00	
			09 - 2018	Maita repaired emission system Invoice #597652 reconnected plug to door	$1,827.90	
			08 - 2018	Steer tires 225/75/R16 Back Country	$550.72	
			07 - 2018	Maita repair invoice # 595263 replaced indirect injector and did regen	$1,492.49	
			05 - 2018	4 225/75R16 BACK COUNTRY AT	$898.86	
			05 - 2018	R&R POWER STEERING HOSE AND BOX HOUSING	$185.60	
			03 - 2018	Rear end Rebuilt K&T Truck invoice #4620 Maintenance transported bus	$4,253.08	
			03 - 2018	poor quality DEF. 10 codes sent to Maita. Replaced NOX Sensor. Inv 58686	$1,587.90	
			03 - 2018	replaced left head light asy.	$231.00	
			12 - 2017	REAR BRAKE JOB AND REPLACED LEFT PARKING BRAKE SHOES	$266.65	
			12 - 2017	INVOICE # 582587 FROM MAITA DERATING QUILITY POOR. R&R DEF TANK	$1,316.69	
			10 - 2017	TA OPEN COUNTRY HT 255/75/16	$477.63	
			10 - 2017	RADIATOR, AIR FILTER, DEXCOOL, HYDRO BOOSTER, POWER STEERING	757.13	
			06 - 2017	drive tires	$924.27	
			05 - 2017	Replaced w/c lift outer roll stop cylinder	$268.72	
			04 - 2017	Replace front brake pads and rotors	$280.64	
			04 - 2017	Replace front right hub and wheel speed sensor	$280.94	
			03 - 2017	replaced driver convex mirror	$167.00	
			02 - 2017	Steer tires, siped 225/75/16	$451.00	
			01 - 2017	Replaced parking brake shoes, right brake rotor	$190.00	
			01 - 2017	Maita replaced ring pinion, rear bearing to differential. INV #563195	$2,741.00	
			12 - 2016	Right and Left upper control arms replaced	$423.00	
			09 - 2016	2 steer s & 4 back country rear tires	$1,338.00	
			05 - 2016	Replaced front and rear brake pads, right rear rotor, azle shaft seal, bearing and fluid	$198.00	
			04 - 2016	Steer tires, 255/75/r16	$409.00	
			11 - 2015	NOV 20 - Replaced brake hydro booster $167	$167.00	
			10 - 2015	OCT 1 - 6 225/75/R16 Back Country Tires $1228.12	$1,228.00	
			10 - 2015	OCT 1 - Replaced AUX and Main Batteries $203.54	$203.00	
			07 - 2015	July 17 - Steer tires 255/75/R16 $470	$470.00	
			07 - 2015	July 22 - Replaced front brake rotors and pads, bled brakes, test drove $249	$249.00	$25,021.51

VEHICLE DESCRIPTION *Automatic tire chains	Odometer reading as of 7/31/2019	REPAIR HOURS	Dates	Maintenance Performed for Month of JULY 2019 Jobs Exceeding $150 performed since July 2015 (in Gray) FY 2018/2019	Cost for Month Of JULY	July 2015 to-date CUMULATIVE COST
Bus #402 Diesel	145,786	3.00	07 - 2019	PM-B Service	$41.95	
13 Chevrolet	ODO	0.15	07 - 2019	3.5 Gallons of DEF	$10.12	
16-passenger 3 w/c	***					
Mileage for month	2,118					

		$52.07	
04 - 2019	Right steer tire 225/75/16	$165.45	
04 - 2019	Rebuilt rear DIF, Repaired DEF and Regened Maita	$2,836.44	
03 - 2019	Rear axle trouble shoot, bearings, flanges, brake shoes seals etc	$150.53	
03 - 2019	Trouble shoot engine derations code replaced reduction heater	$203.60	
03 - 2019	Hahns clears code and regenerate particulate burn off	$168.75	
03 - 2019	Particulate Re Gen Invoice # JO45475 Hahns	$168.75	
12 - 2018	Body repair. End cap and left fenders Invoice # 10664	$1,439.14	
12 - 2018	Left and right fenders Invoice # 10665	$2,510.54	
09 - 2018	Front and Rear KYB shocks. WC lift inspection	$185.36	
07 - 2018	Replaced steer and drive tires. s	$1,415.28	
07 - 2018	Front brake pads and rotors	$193.71	
06 - 2018	Rear Brake pads, Rotors, seals, Fluids, Parking brake adjustment	$292.97	
01 - 2018	REPLACED BRAKE HYDRO BOOSTER	$186.78	
10 - 2017	4 DRIVE TIRED S	$950.86	
07 - 2017	2 steering open country 's 225/75/r16	$412.21	
12 - 2016	Replaced 2 steer tires, 4 drive tires	$1,285.00	
10 - 2016	New power steering pump and drive belt installed	$259.00	
07 - 2016	Accumulator, p/s hose, a/c compressor seals filter, radiator and horn	$688.00	
03 - 2016	Replaced steer and Drive tires.	$1,228.00	
12 - 2015	Replaced brake hydro booster. Added fluid	$167.00	
07 - 2015	Replaced drive tires 255/75/R16 siped	$912.00	**$15,871.44**

VEHICLE DESCRIPTION *Automatic tire chains	Odometer reading as of 7/31/2019	REPAIR HOURS	Dates	Maintenance Performed for Month of JULY 2019 Jobs Exceeding $150 performed since July 2015 (in Gray) FY 2018/2019	Cost for Month Of JULY	July 2015 to-date CUMULATIVE COST
Bus #403 Diesel	130,645	6.00	07 - 2019	Evacuated AC system R&R AC Comp Recharged system	$240.82	
13 Chevrolet	ODO	0.00	07 - 2019	Quality poor Diagnosed and repaired invoice# 614991 Maita chevy	$1,630.66	
16-passenger 3 w/c	***					
Mileage for month	372					

		$1,871.48	
06 - 2019	Transmission re programing and diagnose de rating temp sensor 2	$589.74	
06 - 2019	Hand Control pendent	$259.63	
06 - 2019	Hand Control pendent	$259.63	
05 - 2019	Maita invoice #610365 rebuilt rear Diff & adjusted parking brake	$2,821.50	
04 - 2019	R&R Alternator and belt	$500.48	
04 - 2019	replaced L shape metal heater hose for the rear heater	$116.45	
03 - 2019	R&R Steering gear box and idler arm left side, test drove	$531.07	
12 - 2018	4 Drive tires back coutnry AT 225/75R-16	$843.96	
11 - 2018	R&R AC comp, orfice seals, pullys, tensioner, belt, filter, oil	$706.01	
10 - 2018	Replaced brake pads, rotors, brake shoes, gear old, brake fluid	$499.88	
10 - 2018	Parking brake adjustment Hahns inovice # J044660	$309.30	
09 - 2018	Replaced control arm bushing and Alignment invoice #87419	$348.95	
07 - 2018	Front and rear shocks	$185.36	
07 - 2018	2 225/75/r16 HT Steer tires	$477.65	
05 - 2018	MAITA DIAGNOSIS R&R NOX 2 REGEN INVOICE # 590257	$1,347.90	
02 - 2018	road call to highway 88 E of lone bus towed in by ATR	$375.00	
01 - 2018	REPLACED DRIVER TIRES 225/75/16	$898.86	
12 - 2017	STEER TIRES	$477.36	
08 - 2017	EGR REPAIR WARRANTY	$160.30	
03 - 2017	Drive tires, S HT, siped, balance, 225/75/R16	$922.67	
03 - 2017	Maita Chevy repairs, invoice #56685	$302.67	
03 - 2017	R&R tensioner belt	$184.75	
12 - 2016	PM inspection, service. W/C lift outer rool-stop cylinder repleced	$271.00	
12 - 2016	Replaced fan clutch, radiator 2 PS hoses, belt	$774.00	
09 - 2016	2 steer tires s, not siped	$449.00	
03 - 2016	Replaced Drive Tires .	$819.00	
11 - 2015	Brake hydronic booster	$256.00	
09 - 2015	Steer tires 225/75/R16T's from stock	$454.00	**$18,013.60**

VEHICLE DESCRIPTION *Automatic tire chains	Odometer reading as of 7/31/2019	REPAIR HOURS	Dates	Maintenance Performed for Month of JULY 2019 Jobs Exceeding $150 performed since July 2015 (in Gray) FY 2018/2019	Cost for Month Of JULY	July 2015 to-date CUMULATIVE COST
Bus #404 Diesel	142,735	0.50	07 - 2019	R&R Steer tires 225/75R16	$320.20	
13 Chevrolet	ODO	3.00	07 - 2019	PM-A Service	$0.00	
16-passenger 3 w/c	***	2.00	07 - 2019	Programmed ECM Replaced NOX Sensor #2 Hahns Inv# J046049	$1,278.35	
Mileage for the month	1,488					
					$1,598.55	
			05 - 2019	Drive tires 225/75/16	$640.40	
			04 - 2019	R&R steering box 2 nuts and fluid	$468.26	
			04 - 2019	Replaced windshield glass doc invoice # 101596	$374.70	
			03 - 2019	R&R Reductant Heater	$203.60	
			01 - 2019	R&R Transmission 4 qrts of ATF	$2,783.99	
			01 - 2019	Hahns invoice # jo45076 Programed ECM for Transmission	$267.00	
			01 - 2019	Air fliter, belt, idler pulleys and tensioner	$262.25	
			01 - 2019	R&R Starter	$214.16	
			01 - 2019	Recharged AC System	$262.25	
			12 - 2018	Replaced uppper rear top end cap Stymeist Invoice # 10240	$1,511.17	
			12 - 2018	Out of Service Transmission bad, Hahns Diagnostic Inv # J044996	$261.81	
			11 - 2018	DIF, Inspection chevy Maita invoice # 6010177	$540.00	
			09 - 2018	Replaced lower ball joint and Alignment Invoice # 87406 Hewitt	$283.90	
			08 - 2018	Cooling system repairs by Maita Invoice # 595884	$880.00	
			04 - 2018	4 DRIVE TIRES	$951.00	
			02 - 2018	AIR FILTER HOUSING	$302.22	
			12 - 2017	REAR DIFERENTIAL REBUILT PERFORMANCE CHEVY INV # C46146	$2,178.00	
			09 - 2017	REPLACE DEF INJECTOR AND EXHAUST BURNOFF	$590.65	
			08 - 2017	PERFORMANCE CHEVY, AIR FILTER	$241.87	
			07 - 2017	Drive tires, 225/75/R16	$1,101.38	
			07 - 2017	Steer tires 225/75/R16 's HT	$412.21	
			04 - 2017	New front brake pads and new brake boosters	$300.29	
			03 - 2017	Replace left headlamp	$231.01	
			02 - 2017	Steer tires 225/75/R16	$451.00	
			09 - 2016	4 back country tires, back country HT	$836.00	
			09 - 2016	2 b ack country HT steer tires	$418.00	
			07 - 2016	Main and AUX Batteries	$203.00	
			07 - 2016	Hahn's auto replace radiator and p/s hosehydrobooster, labor	$893.00	
			07 - 2016	Radiator, and p/s hose. Supplied own parts	$384.00	
			04 - 2016	replaced rear brake pads, left rotor	$159.00	
			04 - 2016	replaced upper control arm bushings	$298.00	
			11 - 2015	NOV 3 - 225/75/R16 Back Country $819	$819.00	
			07 - 2015	July 14 - Replaced steer tires 255/75R16 siped from stock $454.04	$454.00	
			04 - 2016	throttle body, gaskets	$292.00	
			12 - 2015	Replaced MAF sensor, test drove	$150.00	
			11 - 2015	Replaced 10 spark plugs and 10 coils with OEM parts	$546.00	
			08 - 2015	Replaced radiator, water pump, belt, belt tensioner, idler pully, and bearings	$254.00	
			07 - 2015	Replaced steer tires 255/75/R16	$454.00	$23,471.67

VEHICLE DESCRIPTION *Automatic tire chains	Odometer reading as of 7/31/2019	REPAIR HOURS	Dates	Maintenance Performed for Month of JULY 2019 Jobs Exceeding $150 performed since July 2015 (in Gray) FY 2018/2019	Cost for Month Of JULY	July 2015 to-date CUMULATIVE COST
*Bus #405 (gas)	215,044	1.00	07 - 2019	4 Drive Tires 225/75/16	$640.40	
09 Ford	ODO	3.50	07 - 2019	R&R Drivers seat	$1,068.39	
16-passenger 2 w/c	***					
Mileage for the Month	1,846					
					$1,708.79	
			01 - 2019	Air filter housing	$169.20	
			01 - 2019	Front rotors, sway bar bushings shocks, breaks, fog light swtich	$504.67	
			01 - 2019	Rear shocks, rear sway bar bushings,adjusted telma brake switch	$158.42	
			10 - 2018	Replaced front AC compressor. Test drove 20 miles	$375.09	
			09 - 2018	2 HT siped. 4 Back country AT tires	$1,386.58	
			08 - 2018	Hahns, engine replaced Invoice # J044327	$7,869.18	
			07 - 2018	engine running rough and using coolant.repairs by hahns INV JO44186	$1,547.02	
			02 - 2018	Hahns enigne repair blown spark plug invoice# JO43231 replaced box wires etc	$541.97	
			08 - 2017	REPLACED ALTERNATOR AND PIG TAIL, REPLACED RUBBER GROMMET	$329.41	
			07 - 2017	replaced radiator 2 spark plugs coils and a heater hose	$786.09	
			06 - 2017	Steer and Drive tires	$1,375.49	
			06 - 2017	Replaced rear A/C compressor and repaired heater hose coolant leak	$256.44	
			05 - 2017	Throttle Body repair by ron dupratt ford	$210.00	
			09 - 2016	drive tires, 4 back country AT	$836.00	
			08 - 2016	Steer tires	$488.00	
			08 - 2016	Replaced alternator, EMF Sheild on TPS and TPS wire harness and EMS tape	$425.00	
			08 - 2016	road call to fuel card lock,alternator bearings failed, bus towed to shop	$400.00	
			04 - 2016	Hahn's repairs, invoice #34105	$3,516.00	
			04 - 2016	throttle body, gaskets	$292.00	
			12 - 2015	Replaced MAF sensor, test drove	$150.00	
			11 - 2015	Replaced 10 spark plugs and 10 coils with OEM parts	$546.00	
			08 - 2015	Replaced radiator, water pump, belt, belt tensioner, idler pully, and bearings	$254.00	
			07 - 2015	Replaced steer tires 255/75/R16	$454.00	
			07 - 2015	July 14 - Replaced steer tires 255/75R16 siped from stock $454.04	$454.00	
			04 - 2016	throttle body, gaskets	$292.00	
			12 - 2015	Replaced MAF sensor, test drove	$150.00	
			11 - 2015	Replaced 10 spark plugs and 10 coils with OEM parts	$546.00	
			08 - 2015	Replaced radiator, water pump, belt, belt tensioner, idler pully, and bearings	$254.00	
			07 - 2015	Replaced steer tires 255/75/R16	$454.00	**$26,729.35**

VEHICLE DESCRIPTION *Automatic tire chains	Odometer reading as of 7/31/2019	REPAIR HOURS	Dates	Maintenance Performed for Month of JULY 2019 Jobs Exceeding $150 performed since July 2015 (in Gray) FY 2018/2019	Cost for Month Of JULY	July 2015 to-date CUMULATIVE COST
Bus #503 (diesel)	121,340 ODO	3.00	07 - 2019	PM-B Service	$70.21	
2014 Chevy Glaval		2.50	07 - 2019	Trouble shoot electrical problem Destination sign. Loose connector	$0.00	
	***	0.15	07 - 2019	5.0 Gallons of DEF	$14.45	
Mileage for the Month	2,036	0.15	07 - 2019	4 Gallons of DEF	$11.56	
					$96.22	
			06 - 2019	Replaced belt tensioner	$170.38	
			11 - 2018	Invoice # 22330 davis truck painting top right corner cap repair	$2,255.42	
			08 - 2018	225/70/22.5 Invice # 66200229266	$870.35	
			07 - 2018	Horn inop. Removed steering column replaced upper steering shaft	$751.08	
			06 - 2018	Rear AC compressor	$379.20	
			12 - 2017	STEER TIRES 255/70/R22.5	$857.75	
			10 - 2017		$2,182.38	
			07 - 2017	Front a/c compressor	$184.53	
			06 - 2017	Drive Tires	$1,173.52	
			02 - 2017	2 steer tires, 4 retread	$1,839.00	
			05 - 2016	replaced coolant surge tank	$189.00	
			04 - 2016	4 drive tires, 255/70/r22.5 recap	$921.00	
			07 - 2015	255/70/R22.5 Drive tires recaped	$954.00	$12,823.83

VEHICLE DESCRIPTION *Automatic tire chains	Odometer reading as of 7/31/2019	REPAIR HOURS	Dates	Maintenance Performed for Month of JULY 2019 Jobs Exceeding $150 performed since July 2015 (in Gray) FY 2018/2019	Cost for Month Of JULY	July 2015 to-date CUMULATIVE COST
Bus #504 (diesel)	127,676	3.00	07 - 2019	PM-A Service	$0.00	
2014 Chevy Glaval	ODO	0.15	07 - 2019	Air Filter	$43.00	
	***	0.15	07 - 2019	4.6 Gallons of DEF	$13.29	
Mileage for the Month	1,803	0.15	07 - 2019	4.1 Gallons of DEF	$11.85	
	2,066					
					$68.14	
			06 - 2019	Replaced rear suspension right and left air ride Ballards	$203.43	
			04 - 2019	R&R brake hydro booster power steering filter and gasket	$409.96	
			02 - 2019	Rear tires recap 255/70/22.5	$726.92	
			12 - 2018	Steer tires 255/70r/22.5	$934.35	
			12 - 2018	Battery Tray	$580.00	
			10 - 2018	Master brake cylinder brake Fluid.	$520.04	
			10 - 2018	Brake warning light on, sent to Delta truck. Invoice # R008111775:1	$601.23	
			12 - 2017	WINDSHIELD	$182.12	
			12 - 2017	TURBO ASSIST. DELTA FREIGHTLINGER REPAIR	$2,378.55	
			09 - 2017	DELTA TRUCK DIAGNOSED AND REPLACED CRANKCASE BREATHER FILTER	$538.60	
			06 - 2017	Fron and rear tires, 255/722.5	$1,879.53	
			01 - 2017	Diagnostic check engine light, replaced batteries	$150.00	
			09 - 2016	Replaced left inside drive tire. Unrepairable damage	$182.00	
			08 - 2016	Steer tires	$891.67	
			08 - 2016	drive tires, recap-prepaid	$776.33	
			06 - 2016	2 group 31 batteries	$359.00	
			02 - 2016	s Steer tires, 255/70/R22.5 Siped	$890.00	
			02 - 2016	Recapped drive tires 255/70r22.5 from stock, mounted/balanced/stems rblt	$776.00	$13,047.87

VEHICLE DESCRIPTION *Automatic tire chains	Odometer reading as of 7/31/2019	REPAIR HOURS	Dates	Maintenance Performed for Month of JULY 2019 Jobs Exceeding $150 performed since July 2015 (in Gray) FY 2018/2019	Cost for Month Of JULY	July 2015 to-date CUMULATIVE COST
Bus #505 (diesel)	31,492	4.00	07 - 2019	PM-A Service and rear heater hose repair	$93.21	
2017 Freightliner	ODO	1.00	07 - 2019	Repaired heater hose again found more bad hoses	$21.46	
	***	0.15	07 - 2019	3 Gallons of DEF	$8.67	
Mileage for the Month	1,872	0.15	07 - 2019	3 Gallons of DEF	$8.67	
		0.15	07 - 2019	3.5 Gallons of DEF	$10.12	
					$142.13	
			05 - 2019	R&R DEF header / sending unit assy. Refilled with DEF	$741.22	
			06 - 2018	Windshield tinted Freightliner invoice, F008899513:13	$195.67	
			06 - 2018	windshield installation	$150.00	
						$1,229.02

VEHICLE DESCRIPTION *Automatic tire chains	Odometer reading as of 7/31/2019	REPAIR HOURS	Dates	Maintenance Performed for Month of JULY 2019 Jobs Exceeding $150 performed since July 2015 (in Gray) FY 2018/2019	Cost for Month Of JULY	July 2015 to-date CUMULATIVE COST
Bus #506 (diesel)	24,988	3.00	07 - 2019	PM-B Service	$70.21	
2017 FREIGHTLINER	ODO	1.50	07 - 2019	DEF Header and O Ring	$760.22	
	***	0.50	07 - 2019	Fuel sending unit	$70.86	
Mileage for The Month	2,112	0.50	07 - 2019	R&R Right mirror with a used one until new one comes in	$0.00	
		0.50	07 - 2019	R&R Right mirror with the new one	$389.40	
		0.15	07 - 2019	4.5 gallons of DEF	$13.01	
		0.15	07 - 2019	3.4 Gallons of DEF	$9.83	
					$1,313.53	
			06 - 2019	Steer tires 245/70R/19.5	$884.60	
			03 - 2019	R&R Drive tires 225/70/19.5	$567.20	
			12 - 2018	PM-B	$732.80	
			02 - 2019	A-Z Bus. Coolant leaks repair Invoice # 02S308741	$412.83	
						$3,910.96

VEHICLE DESCRIPTION *Automatic tire chains	Odometer reading as of 7/31/2019	REPAIR HOURS	Dates	Maintenance Performed for Month of JULY 2019 Jobs Exceeding $150 performed since July 2015 (in Gray) FY 2018/2019	Cost for Month Of JULY	July 2015 to-date CUMULATIVE COST
Bus #507 (diesel)	30,818	3.00	07 - 2019	PM-B Service	$70.21	
2017 FREIGHTLINER	ODO	3.00	07 - 2019	Front and rear brake pads	$199.19	
	***	0.50	07 - 2019	Fuel filter and Air filter	$75.99	
Mileage for the Month	2,112	0.15	07 - 2019	2.4 Gallons of DEF	$6.94	
		0.15	07 - 2019	4 Gallons of DEF	$11.56	
		0.10	07 - 2019	3 Gallons of DEF	$8.67	
					$372.56	
			06 - 2019	Replaced DEF Header and sending unit and O Ring	$825.22	
			01 - 2019	2 new steer tires, Siped 245/70/19.5	$884.30	
			11 - 2018	19.5 Rear Driver tires	$722.64	
			11 - 2018	Replaced two batterys	$300.50	
						$3,105.22

VEHICLE DESCRIPTION *Automatic tire chains	Odometer reading as of 7/31/2019	REPAIR HOURS	Dates	Maintenance Performed for Month of JULY 2019 Jobs Exceeding $150 performed since July 2015 (in Gray) FY 2018/2019	Cost for Month Of JULY	July 2015 to-date CUMULATIVE COST
Bus #508 (diesel)	31,067	0.50	07 - 2019	245/70/19.5 2 Steer tires still waiting on Invoice	?	
2017 FREIGHTLINER	ODO	3.00	07 - 2019	PM-A Service	$0.00	
	***	1.00	07 - 2019	Front brake pads	$102.09	
Mileage for the Month	1,814	0.50	07 - 2019	Fuel filter and Wheel torque and test drive	$32.99	
		0.15	07 - 2019	5 gallons of DEF	$14.45	
		0.15	07 - 2019	3.2 Gallons of DEF	$9.25	
					$158.78	
			05 - 2019	R&R header / sending unit assy refilled DEF	$741.22	
			10 - 2018	Drive tires 19.5 Recaps	$722.64	
						$1,622.64

VEHICLE DESCRIPTION *Automatic tire chains	Odometer reading as of 7/31/2019	REPAIR HOURS	Dates	Maintenance Performed for Month of JULY 2019 Jobs Exceeding $150 performed since July 2015 (in Gray) FY 2018/2019	Cost for Month Of JULY	July 2015 to-date CUMULATIVE COST
Bus #602 (diesel)	287,713					
09 GMC	ODO					
36-passenger 2 w/c	***					
Mileage for the Month	183					
					$0.00	
			06 - 2019	R&R Master Brake cylinder	$343.85	
			12 - 2018	Rear AC compressor	$280.00	
			10 - 2018	Replaced Main belt, idler pulley AC belt and air filter	$150.72	
			08 - 2018	1 DOT red, 1 DOT amber. W/C lift Struts. P/S Filter. 1 QT of ATF VI	$181.82	
			05 - 2018	BRAKE BOOSTER PUMP AND O RINGS	$291.45	
			12 - 2017	INVOICE # 21538 DAVIS TRUCK PAINTING REPLACED PANELING	$4,284.14	
			08 - 2017	REPLACED REAR BRAKE PADS	$165.00	
			12 - 2016	Replaced cracked exhaust pipe (manifold to turbo)	$416.00	
			12 - 2016	Replaced Multy-function switch (OEM)	$340.00	
			11 - 2016	Replaced main batteries	$334.00	
			09 - 2016	Radiator, lower hose, cross over flow hose and coolant, clamps	$830.00	
			08 - 2016	drive tires	$806.00	
			05 - 2016	Rear A/C Compressor and V belt and 2 filter dryer	$390.00	
			04 - 2016	steer tires, siped 245/70/19.5	$923.00	
			12 - 2015	Replaced brake hydronic booster, adjusted telma brake retarder switch, pressure washed engine compartment and test drove	$599.00	
			09 - 2015	Installed new lower A/C comp. both belts, main tensioner, idlers, towed	$1,132.00	
			09 - 2015	Installed new PS pump, filter, rebuilt PS gearbox, New draglink installed	$1,517.00	
			07 - 2015	Air filter lower housing, nut clip, mass air sensor, gromet and bushing, test drive and road call	$457.00	
			07 - 2015	PCM refurbished	$419.00	
			07 - 2015	Hahn's Auto troubleshoot, diagnostic $789	$789.00	
			07 - 2015	Performance Chevy, EGR valve and cooler, both valve covers, drained oil from intercooler, diesel exhaust filter, rest data, manual regen, test drive	$7,127.00	
			07 - 2015	July 3 - Broken down on CA-16, towed to Performance Chevy $425	$425.00	$22,200.98

VEHICLE DESCRIPTION *Automatic tire chains	Odometer reading as of 7/31/2019	REPAIR HOURS	Dates	Maintenance Performed for Month of JULY 2019 Jobs Exceeding $150 performed since July 2015 (in Gray) FY 2018/2019	Cost for Month Of JULY	July 2015 to-date CUMULATIVE COST
*Bus #701 (diesel) 2016 Freightliner - Glaval	113,817 ODO	3	07 - 2019	PM-A Service	$0.00	
		2.50	07 - 2019	Repaired wiring in wheelchair lift	$0.00	
33-passenger 2 w/c	***	0.15	07 - 2019	Dash shifter LED light	$13.00	
Mileage for the Month	4,182	0.10	07 - 2019	R&R Righ headlight bulb	$18.31	
		0.15	07 - 2019	4 Gallons of DEF	$11.56	
		0.15	07 - 2019	3.6 gallons of DEF	$10.40	
		0.15	07 - 2019	5.5 Gallons of DEF	$15.90	
					$69.17	
			04 - 2019	Replaced steer tires 255/70/22.5 from stock	$934.22	
			11 - 2018	Front brake rotors, seals, fluid test drove, washed	$508.32	
			04 - 2018	DRIVE TIRES 255/70R22.5 RECAPS	$726.84	
			04 - 2018	255/70R/22.5 STEER TIRES	$912.75	
			02 - 2018	DELTA TRUCK CENTER TRANSMISSION CODE INVOICE # R008105058:01	$285.92	
			07 - 2018	PM-B	$154.61	
						$3,591.83

VEHICLE DESCRIPTION *Automatic tire chains	Odometer reading as of 7/31/2019	REPAIR HOURS	Dates	Maintenance Performed for Month of JULY 2019 Jobs Exceeding $150 performed since July 2015 (in Gray) FY 2018/2019	Cost for Month Of JULY	July 2015 to-date CUMULATIVE COST
TOTALS	28,169	37			$ 8,545	$ 201,168

Vehicles no longer in Service - Auction

*Bus #27 (diesel) 02 Ford 20-passenger 4 w/c	315,082 ODO ***
Bus #501 (gas) 06 Chevrolet 28-passenger 2 w/c	221,653 ODO ***
Bus #502 06 Chevrolet 28-passenger 2 w/c	169,913 ODO ***
Bus #601 (diesel) 02 Glavel 32-passenger 2w/c	305,763 ODO

PERFORMANCE SUMMARY
July 2019

AMADOR TRANSIT
FY 2019/20

	Jul-19	YEAR TO-DATE	Last FY 18/19 to Date
RIDERSHIP-FIXED ROUTE/DAR			
FIXED ROUTE & DAR PASSENGERS	5,353	5,353	5,213
SENIORS	539	539	634
DISABLED	2,592	2,592	2,611
WHEELCHAIR	386	386	414
%SENIORS / DISABLED	66%	66%	70%
YOUTH	363	363	309
%YOUTH	7%	7%	6%
BIKES	114	114	70
OPERATIONS			
TOTAL SERVICE DAYS	22	22	23
VEHICLE SERVICE HOURS	1,121	1,121	1,052
PASSENGER PER HOUR	4.8	4.8	5.0
VEHICLE SERVICE MILES	21,214	21,214	19,615
VEHICLE NON-REVENUE MILES	1,385	1,385	1,295
PASSENGER PER MILE	0.25	0.25	0.27
COSTS			
MONTHLY EXPENSES ***(Operating Costs)***	$242,141	$242,141	$216,234
COST PER PASSENGER	$45.23	$45.23	$41.48
COST PER MILE	$11.41	$11.41	$11.02
COST PER HOUR	$191.42	$191.42	$181.71
REVENUE			
FIXED ROUTE/DAR FAREBOX REVENUE	$8,183	$8,183	$5,603
ADVERTISING SALES	$5,566	$5,566	$5,030
TOTAL FAREBOX RATIO	6.62%	6.62%	5.64%
SACRAMENTO ROUTE			
PASSENGERS	795	795	734
SENIORS	185	185	149
DISABLED	66	66	57
WHEELCHAIR	0	0	4
%SENIORS / DISABLED	32%	32%	29%
YOUTH	50	50	55
%YOUTH	6%	6%	7%
BIKES	2	0	7
VEHICLE SERVICE HOURS	144	144	138
PASSENGER PER HOUR	5.5	5.5	5.3
VEHICLE SERVICE MILES	4,048	4048	3,822
VEHICLE NON-REVENUE MILES	134	134	128
PASSENGER PER MILE	0.20	0.20	0.19
OPERATING COST (Amador Cty to Sac Cty Line)	$3,478	$3,478	$3,652
COST PER PASSENGER	$4.37	$4.37	$4.98
COST PER MILE	$0.86	$0.86	$0.96
COST PER HOUR	$24.15	$24.15	$26.46
SAC FAREBOX REVENUE	$1,523	$1,523	$1,395
SAC CONTRACT REVENUE	$8,129.00	$8,129	$0

AMADOR TRANSIT
STATEMENT OF NET POSITION
As of July 31, 2019

		Jul 31, 19
ASSETS		
Current Assets		
Checking/Savings		
11100 · 8786 WF Checking - Operating		135,099.74
11200 · 8794 Wells Fargo Savings Res		
11210 · Fleet Reserve	407,707.75	
11220 · Building Reserve	103,888.30	
11230 · Equipment Reserve	70,286.80	
11250 · Operating Cash Reserves	146,616.01	
11200 · 8794 Wells Fargo Savings Res - Other	18.56	
Total 11200 · 8794 Wells Fargo Savings Res		728,517.42
11300 · 8802 Wells Fargo Savings-Grants		
10200s · PTMISEA		
10260s · MOA Facility Upgrades	40,023.67	
10265s · Operating Imp (Shop Equipment)	3,757.01	
Total 10200s · PTMISEA	43,780.68	
10700 · SGR Funds	28,988.90	
10725 · LCTOP Operating Funds	85,801.00	
11300 · 8802 Wells Fargo Savings-Grants - Other	25,106.39	
Total 11300 · 8802 Wells Fargo Savings-Grants		183,676.97
11400 · Petty Cash		350.68
Total Checking/Savings		1,047,644.81
Accounts Receivable		
11505 · UMPQUA Checking AR		12,000.00
12020 · LCTOP from ACTC		51,093.00
Total Accounts Receivable		63,093.00
Other Current Assets		5,287.60
Total Current Assets		1,116,025.41
Fixed Assets		
15100 · LAND		254,026.00
15200 · BUILDING		2,157,453.27
15300 · EQUIPMENT		
15500 · COMPUTERS AND SOFTWARE	106,244.28	
15300 · EQUIPMENT - Other	260,153.33	
Total 15300 · EQUIPMENT		366,397.61
15350 · Bus Equipment		23,986.01
15400 · VEHICLES		2,417,515.59
16000 · ACCUMULATED DEPRECIATION		(2,385,499.00)
Total Fixed Assets		2,833,879.48
Other Assets		

AMADOR TRANSIT
STATEMENT OF NET POSITION
As of July 31, 2019

	Jul 31, 19
19000 · Deferred Outflow Pension	356,682.00
Total Other Assets	356,682.00
TOTAL ASSETS	**4,306,586.89**
LIABILITIES & EQUITY	
Liabilities	
Current Liabilities	
Accounts Payable	
20000 · ACCOUNTS PAYABLE	30,779.63
Total Accounts Payable	30,779.63
Other Current Liabilities	968,032.72
Total Current Liabilities	998,812.35
Long Term Liabilities	
22400 · Pension Liabiity	1,075,841.00
26100 · Deferred Inflow Pension	87,976.00
Total Long Term Liabilities	1,163,817.00
Total Liabilities	2,162,629.35
Equity	
31300 · INVESTED IN CAPITAL ASSETS	2,833,879.48
32000 · UNRESTRICTED NET ASSETS	(1,969,487.78)
32001 · *Unrestricted Net Assets	1,097,335.25
32005 · Amador Rides Fund Balance	6,425.00
Net Income	175,805.59
Total Equity	2,143,957.54
TOTAL LIABILITIES & EQUITY	**4,306,586.89**

2:45 PM
08/29/19
Accrual Basis

AMADOR TRANSIT
Annual Budget vs. Actual
July 2019= 8% of year

	Jul '19 - Jun 20	Budget	$ Over Budget	% of Budget
Ordinary Income/Expense				
Income				
41000 · OPERATING REVENUE				
41100 · FIXED ROUTE REVENUE	10,697.71	94,000.00	-83,302.29	11.4%
41200 · DIAL-A-RIDE REVENUE	3,063.06	30,000.00	-26,936.94	10.2%
41250 · LOGISTICARE REVENUE	853.45	10,000.00	-9,146.55	8.5%
41300 · SACRAMENTO SERV.CONTRACT	15,151.10	85,000.00	-69,848.90	17.8%
Total 41000 · OPERATING REVENUE	29,765.32	219,000.00	-189,234.68	13.6%
42000 · NON-OPERATING REVENUES				
41350 · LCTOP Operating Funds	85,801.00	83,582.00	2,219.00	102.7%
42100 · LOCAL TRANSP FUND(LTF)	87,518.93	837,900.00	-750,381.07	10.4%
42250 · SGR Funds	14,921.82	61,176.00	-46,254.18	24.4%
42300 · 5311 Operating Assistance	210,202.00	218,210.00	-8,008.00	96.3%
42400 · 5310 Expanded Mobility	0.00	113,213.00	-113,213.00	0.0%
42500 · ADVERTISING CONTRACT	7,954.00	70,000.00	-62,046.00	11.4%
42700 · STA - (Operating Shortfall)	0.00	138,553.00	-138,553.00	0.0%
44100 · Interest	285.95			
Total 42000 · NON-OPERATING REVENUES	406,683.70	1,522,634.00	-1,115,950.30	26.7%
Total Income	436,449.02	1,741,634.00	-1,305,184.98	25.1%
Gross Profit	436,449.02	1,741,634.00	-1,305,184.98	25.1%
Expense				
50010 · LABOR				
50100 · SALARIES & WAGES - Fixed Route	53,319.59	275,273.00	-221,953.41	19.4%
50200 · SALARIES & WAGES - DAR	11,545.40	75,948.00	-64,402.60	15.2%
50300 · MAINT.& FACILITIES WAGES	28,418.20	166,863.00	-138,444.80	17.0%
50400 · ADMINISTRATIVE WAGES	35,021.00	205,851.00	-170,830.00	17.0%
50500 · OTHER SALARIES & WAGES	19,184.63	104,244.00	-85,059.37	18.4%
Total 50010 · LABOR	147,488.82	828,179.00	-680,690.18	17.8%
51000 · BENEFITS				
51100 · FICA	2,039.38	12,300.00	-10,260.62	16.6%
51150 · PENSION PLAN (CalPERS)	85,920.01	142,000.00	-56,079.99	60.5%
51200 · MEDICAL PLAN	9,704.90	62,250.00	-52,545.10	15.6%
51260 · DENTAL PLAN	957.42	5,603.00	-4,645.58	17.1%
51300 · VISION PLAN	183.44	1,200.00	-1,016.56	15.3%
51350 · WORKERS COMP INS	16,560.00	68,000.00	-51,440.00	24.4%
51420 · DISABILITY INSURANCE	1,246.13	7,500.00	-6,253.87	16.6%
51450 · UNEMPLOYMENT INSURANCE	147.63	9,500.00	-9,352.37	1.6%

AMADOR TRANSIT
Annual Budget vs. Actual
July 2019= 8% of year

	Jul '19 - Jun 20	Budget	$ Over Budget	% of Budget
51600 · UNIFORMS/WORK CLOTHES ALLOW	821.18	5,600.00	-4,778.82	14.7%
51650 · OTHER BENEFITS	380.00	3,000.00	-2,620.00	12.7%
Total 51000 · BENEFITS	117,960.09	316,953.00	-198,992.91	37.2%
52000 · SERVICES & USER FEES				
52100 · VEHICLE TECH SERV-OUTSOURCE	6,249.68	35,000.00	-28,750.32	17.9%
52150 · PROPERTY MAINTENANCE SERVICES	3,478.54	8,700.00	-5,221.46	40.0%
52170 · CONTRACT IT SERVICES	173.80	1,050.00	-876.20	16.6%
52250 · LEGAL COUNSEL	129.00	1,000.00	-871.00	12.9%
52300 · ADVERTISING & MARKETING	2,641.22	12,000.00	-9,358.78	22.0%
52350 · LEGAL NOTICES	0.00	300.00	-300.00	0.0%
52400 · SOFTWARE MAINTENANCE FEES	5,910.00	9,000.00	-3,090.00	65.7%
52420 · DRUG & ALCOHOL SERVICES	411.50	2,250.00	-1,838.50	18.3%
52500 · FACILITY SECURITY SYSTEM	1,352.12	4,250.00	-2,897.88	31.8%
52550 · GSA COST ALLOC-(POSTAGE/PRINT)	50.49	826.00	-775.51	6.1%
52600 · PROFESSIONAL & TECH SERVICES	742.91	8,300.00	-7,557.09	9.0%
52610 · Fees Bank, Merchant, Service	142.19	1,000.00	-857.81	14.2%
Total 52000 · SERVICES & USER FEES	21,281.45	83,676.00	-62,394.55	25.4%
53000 · MATERIALS & SUPPLIES CONSUMED				
53100 · FUEL	24,637.35	145,000.00	-120,362.65	17.0%
53150 · TIRES	988.43	22,000.00	-21,011.57	4.5%
53200 · LUBRICATION	0.00	5,000.00	-5,000.00	0.0%
53250 · TOOLS	297.01	900.00	-602.99	33.0%
53300 · VEHICLE MAINT-REPAIR PARTS	3,252.84	36,000.00	-32,747.16	9.0%
53350 · SHOP SUPPLIES (Consumables)	572.81	3,850.00	-3,277.19	14.9%
53400 · VEHICLE ACCESSORIES	88.00	800.00	-712.00	11.0%
53425 · TOWING	0.00	4,000.00	-4,000.00	0.0%
53450 · FACILITIES MAINT/REPAIR PARTS	1,194.68	5,750.00	-4,555.32	20.8%
53500 · TRANSIT CENTER SUPPLIES	0.00	950.00	-950.00	0.0%
53550 · OFFICE SUPPLIES	1,373.86	6,000.00	-4,626.14	22.9%
53650 · PRINTING (Schedules, Brochures)	0.00	8,500.00	-8,500.00	0.0%
53670 · COMPUTER PROGRAM & SUPPLIES	0.00	1,800.00	-1,800.00	0.0%
53700 · SAFETY & EMERGENCY SUPPLIES	0.00	600.00	-600.00	0.0%
53750 · OTHER MATERIALS & SUPPLIES	8.62	750.00	-741.38	1.1%
53000 · MATERIALS & SUPPLIES CONSUMED - Other	39.35			
Total 53000 · MATERIALS & SUPPLIES CONSUMED	32,452.95	241,900.00	-209,447.05	13.4%
54000 · UTILITIES				
54100 · AT WATER/SEWER/GARBAGE	552.79	5,000.00	-4,447.21	11.1%
54200 · AT -PGE	509.91	4,250.00	-3,740.09	12.0%
54300 · TRANSIT CTR/WATER/SEWER/GARB	574.72	2,400.00	-1,825.28	23.9%
54400 · TRANSIT CENTER-PGE	817.30	6,200.00	-5,382.70	13.2%
54450 · TRANSIT CENTER-INTERNET	0.00	2,300.00	-2,300.00	0.0%
54500 · OFFICE PHONES/FAX/INTERNET	449.46	5,350.00	-4,900.54	8.4%

AMADOR TRANSIT
Annual Budget vs. Actual
July 2019= 8% of year

	Jul '19 - Jun 20	Budget	$ Over Budget	% of Budget
54550 · CELLULAR SERVICE	907.32	5,300.00	-4,392.68	17.1%
54700 · Wi-Fi (Sacramento Bus)	50.08	850.00	-799.92	5.9%
Total 54000 · UTILITIES	3,861.58	31,650.00	-27,788.42	12.2%
56000 · CASUALTY & LIABILITY COSTS				
56100 · LIABILITY & PROPERTY DAMAGE INS	39,851.02	157,000.00	-117,148.98	25.4%
Total 56000 · CASUALTY & LIABILITY COSTS	39,851.02	157,000.00	-117,148.98	25.4%
58000 · MISCELLANEOUS (NEW)				
58050 · DUES & SUBSCRIPTIONS	676.00	1,750.00	-1,074.00	38.6%
58200 · TRAVEL & MEETINGS	215.95	2,500.00	-2,284.05	8.6%
58300 · SAFETY PROGRAM	20.00	500.00	-480.00	4.0%
58400 · TRAINING-Seminars & Materials	30.00	1,750.00	-1,720.00	1.7%
58450 · CDL/ DOT MED/BkGrnd Checks	300.00	1,800.00	-1,500.00	16.7%
58500 · Penalties/Late Fees	0.00	200.00	-200.00	0.0%
58600 · Other Miscellaneous	136.02	600.00	-463.98	22.7%
Total 58000 · MISCELLANEOUS (NEW)	1,377.97	9,100.00	-7,722.03	15.1%
59000 · LEASES / RENTALS				
59100 · Leases & Rentals	2,217.04	12,000.00	-9,782.96	18.5%
Total 59000 · LEASES / RENTALS	2,217.04	12,000.00	-9,782.96	18.5%
Total Expense	366,490.92	1,680,458.00	-1,313,967.08	21.8%
Net Ordinary Income	69,958.10	61,176.00	8,782.10	114.4%
Other Income/Expense				
Other Expense				
60000 · CAPITAL OUTLAY				
60150 · Cap.Reserve-Building LTF/STA	5,900.00			
Total 60000 · CAPITAL OUTLAY	5,900.00			
Total Other Expense	5,900.00			
Net Other Income	-5,900.00			
Net Income	**64,058.10**	**61,176.00**	**2,882.10**	**104.7%**

amador transit

Amador Transit Customer Contact Record

Customer Info. Sex (M) F	Name Kevin Adams	
	Street	
	City Jackson	Zip 95642
	Telephone 1530-391-1701	
	Email	
	Recorder's Initials April	
Incident Data	Location	
	Date 8/19/2019	
	Time 12:30	
	Coach	Run
	Driver:	

Customer's Remarks: Kevin is a care attendant for new special needs resident, Cameron. Signed up for Dial-A-Ride, recvd info & welcome packet in Mail today. Brochure & Passenger guide very easy to read & understand. "Lots of good INFO". Wanted to call and let us know how much they appreciate having transit service in Amador and looking forward to keeping independence in new community. "Ready to Ride" says Cameron. !! So excited

~~Operator's Reply:~~

Date/Time Received: 12:30	**Date/Time of Answer:**

Received Via	Answer Needed	Kind of Contact
☐ Email	☐ Written	☐ Complaint/Concern
☐ Mail	☐ Email	☒ Compliment
☒ Telephone	☐ Verbal	☐ Suggestion
☐ In Person	☒ No Answer Needed	☐ Service Request

Complaint Category

Operations	Service	Maintenance
☐ Discourteous Conduct	☐ Advertising	☐ Vandalism
☐ Reckless Driving	☐ Headway	☐ Neglect
☐ Early	☐ Timetables/Maps	☐ Poor Work
☐ Late	☐ Wrong Verbal or Phone Information	☐ Other
☐ Missed Stop ☐ Boarding ☐ Alighting	☐ Ticket/Pass Sale	
	☐ Fare Protest	
	☐ Route Protest	
☐ Bus Did Not Show	☐ Facilities Locations (Stops, Signs, Shelters)	**Equipment**
☐ Off Route	☐ Transfer Time Protest	☐ Dirty Equipment
☐ Wrong Signage	☐ Overload	☐ Faulty Equipment (Emissions, Noise, etc.)
☐ Disturbance	☐ Scheduling Protest	☐ Other
☐ Alcohol or Drugs	☒ Other New Resident So excited to have DAR in Amador!	
☐ Poor Appearance		
☐ Wrong Information		

Updated 3/2/2017

Aug. 10, 1

Dear Mrs. Maggie Amarant,

My name is Jerry Arrington, I am a Personal Care Assistant to Mr. Husky Kendall, you have given us the support for Mr. Kendall being a retired Bus Driver himself.

Would love to Thank you from the bottom of our hearts for assisting us in getting Husky the proper Health Care that he desperately needs at this time of his life.

We would love to Thank April especailly

#2

in guiding me in my steps and towards being a good PCA. And all of the personal guidance April has given pessonally. also Sharon.

Jerry the despatcher for teaching us the ropes and times of routes, since we are new at this and show us what community love and support is as a rider and retired driver is all about.

Saying Thank You

#3

is not enough by no means.

We would Love to give a Special Big Thank You to Our Driver Frank Giuffra for extending his day after a full Shift and Driving us to appointments in Sacromento and making his days that much longer

Sincerely with Great Gratitude

Hucky Kendall & Jerry Arrington

Active Aging



COURTESY/Amador Transit

Keep Your Independence by Staying Mobile with Dial-A-Ride

Dial-A-Ride is a shared ride, curb-to-curb transportation program for individuals unable to ride regular fixed-route bus service.

If you have a disability which prevents you from using the bus either some or all of the time, or you feel it may be time to let someone else do the driving, you may be eligible for Amador Transit's "Dial-a-Ride" ADA Paratransit Service.

Amador Transit's Dial-A-Ride program was established in 2011 and offers a safety net for the Community by providing assisted curb-to-curb, prearranged transportation for any trip purpose within Amador Transit's local service area, Jackson, Sutter Creek and since 2015 extended service to the upper Ridge Road area, Climax Rd and New York Ranch Road — all at an affordable price. Depending on location, one-way fare is $2-$4 per trip.

Trip examples: grocery shopping, medical appointments, meet up with friends for lunch or bingo at the senior center, salon, pet grooming or simply just to get out of the house and socialize. All vehicles are equipped to accommodate all your mobility devices, even your furry companion. You may also book a friend, family member or care attendant to ride with you. It's really that simple!

Once qualified, you may call 24 hours ahead to make reservations for where you want to be picked up and taken, and for your return trip. Our friendly drivers will pick you up at your door, assist you with boarding and carrying light packages, and transport you to and from your destination.

More information about Dial-a-Ride including the eligibility requirements and application, are available on our website at www.amadortransit.com.

at
amador transit
Serving Amador County Since 1977

You can also call 1-877-704-4297 toll free to find out more.

Please contact April Miller or Wendy Bright by phone at 267-9395 option #3 or email at mobility@amadortransit.com if you have any questions.

amador transit

TO: AT BOARD OF DIRECTORS
FROM: Patricia M. Amarant, General Manager
DATE: September 5, 2019
RE: Update – Non-Action Items

Review of FY 18/19 Special Events Stats

The enclosed worksheet shows FY18/19 ridership with costs for Special Events as estimated by the draft Triennial audit report.

July Amador County Fair

- FY18/19 ridership =82, 442 miles and $57 in fares
- *FY17/18 ridership = 82, 586 miles and $70 in fares.*

December Parade of Lights

- FY 18/19 ridership = 870 with 64.6 miles and $140.20 fares with a $800 donation
- *FY 17/18 ridership = 1,113, 132 miles with $99 in fares and a $300 donation*

March Dandelion Days

- FY 18/19 ridership = 647, 341.2 miles, $148 in fares and a $500 donation
- *FY 17/18 ridership = 191 passengers, 302 miles with $63.30 in fares and a $500 donation.*

April AAUW

- FY 18/19 ridership = 501 with 177 miles, $47 in fares and a $600 donation
- *FY 17/18 ridership = 809 passengers, 134 miles with $44.50 in fares with a $500 donation.*

Amador Transit Special Events FY 2018/2019

Year	2018							2019				
Dates	7/26	7/27	7/28	7/29								TOTALS
Description	Amador County Fair	Amador County Fair	Amador County Fair	Amador County Fair	FAIR TOTALS	Veterans Day	Parade of Lights	Dandelion Days	Dandelion Days	D DAYS TOTALS	AAUW	
Hours	3:13	6:25	8:26	7:23	25:27	3:55	**24:19**	17:47	16:28	34:15	14:42	**87:56**
Hours calc	3.22	6.42	8.43	7.38	25.45	3.92	24.32	17.78	16.47	34.25	14.70	**102.63**
Current Cost per Hour					$106.00	$106.00	$106.00	$106.00	$106.00	$106.00	$106.00	**$106.00**
Event cost					$2,697.70	$ 415.17	$ 2,577.57	$ 1,885.03	$ 1,745.47	$ 3,630.50	$ 1,558.20	**$ 10,879.14**
Marketing Costs	$ 200.00	$ 200.00	$ 200.00	$ 200.00	$ 800.00	$ -	$ 200.00	$ 200.00	$ 150.00	$ 350.00	$ 60.00	**$ 1,410.00**
Service Miles	91	69	161	121	442	15	64.6	184.6	156.6	341.2	177	**1039.8**
Number of Busses Used	3	3	2	2	10	1	5	3	3	6	2	**24**
Total Ridership	45	7	23	7	82	4	870	516	131	647	501	**2,104**
Fare Collected	$33.00	$0.00	$19.00	$5.00	$ 57.00	$0.00	$140.20	$102.00	$46.00	$ 148.00	$47.00	**$ 392.20**
Donation from Agencies	$0.00	$0.00	$0.00	$0.00	$ -	$0.00	$800.00	$250.00	$250.00	$ 500.00	$600.00	**$ 1,900.00**
TOTAL COSTS					**$3,497.70**	**$415.17**	**$2,777.57**	**$2,085.03**	**$1,895.47**	**$3,980.50**	**$1,618.20**	**$12,289.14**
TOTAL REVENUE	$33.00	$0.00	$19.00	$5.00	$ 57.00	$0.00	$940.20	$352.00	$296.00	$ 648.00	$647.00	**$ 2,292.20**
SURPLUS/ DEFECIT					-$3,440.70	-$415.17	-$1,837.37	-$1,733.03	-$1,599.47	-$3,332.50	-$971.20	**-$9,996.94**
FAREBOX RECOVERY					2%	0.000%	34%			16%	40%	**19%**
Donation Reimbursement Ratio					0%	0%	29%			13%	37%	**15%**
Cost/Hour***					$137.43	$106.00	$114.22	$117.25	$115.11	$116.22	$110.08	**$3,354.12**

amador transit

Serving Amador County Since 1977

SUBJECT: 5310 Grant Resolution #19-05

TO: Amador Transit Board of Directors
FROM: Patricia Maggie Amarant, General Manager
DATE: September 5, 2019

At the August 2019 board meeting, the Directors approved AT apply for 5310 grant funds for Operating Funds for Amador Rides and the Mobility Program, and for procurement of an ADA van.

Staff submits Resolution#19-05 for signature to accompany the grant applications due September 6, 2019.

AMADOR TRANSIT
Authorizing Resolution
Resolution # 19-05

RESOLUTION AUTHORIZING THE FEDERAL FUNDING UNDER FTA SECTION 5310 (49 U.S.C. SECTION 5310) WITH CALIFORNIA DEPARTMENT OF TRANSPORTATION.

WHEREAS, the U.S. Department of Transportation is authorized to make grants to states through the Federal Transit Administration to support capital and operating projects for non-urbanized public transportation systems under Section 5310 (**FTA C 9070.1F);** and

WHEREAS, the California Department of Transportation (Department) has been designated by the Governor of the State of California to administer Section 5310 transportation projects for seniors and individuals with disabilities; and

WHEREAS, Amador Transit desires to apply for said financial assistance to permit operation of fixed route and paratransit service in Amador County; and

WHEREAS, Amador Transit has, to the maximum extent feasible, coordinated with other transportation providers and users in the region (including social service agencies).

NOW, THEREFORE, BE IT RESOLVED AND ORDERED that Amador Transit does hereby authorize, *Patricia Amarant, General Manager*, to file and execute applications on behalf of Amador Transit with the Department to aid in the financing of capital projects pursuant to Sections 5310 of the Federal Transit Act (**FTA C 9070.1G**), as amended.

That *Patricia Amarant, General Manager* is authorized to execute and file all certification of assurances, contracts or agreements or any other document required by the Department.

That *Patricia Amarant, General Manager* is authorized to provide additional information as the Department may require in connection with the application for the Section 5310 projects.

That *Patricia Amarant, General Manager* is authorized to submit and approve requests for reimbursements of funds from the Department for the Section 5310 projects.

PASSED AND ADOPTED by the Amador Transit Board of Directors of Amador County, State of California at a regular meeting of said Board held on the 5th day of September 2019 by the following vote:

AYES:

NOES:

ABSENT:

Brian Oneto, Chairman	Felicia Bridges, Recording Secretary

amador transit

Serving Amador County Since 1977

SUBJECT: CMAQ Application – Bus Purchase

TO: Amador Transit Board of Directors
FROM: Patricia Maggie Amarant, General Manager
DATE: September 5, 2019

AT submitted a CMAQ application earlier this year for the procurement of two (2) 25', 17 passenger, 2 w/c capacity XL Hybrid buses. The cost for each 25' bus was estimated at $119,242 for a total of $238,484, with an 11.47% required match of $27,354 for both buses. This match would be paid from AT's Capital Fleet reserves.

At the June 2019 board meeting, the Directors moved to conditionally approve the CMAQ application, based on the outcome from the AT transit route workshop.

AT is in critical need of procuring new buses. The floor plan included is for a smaller, 22' XL Hybrid, 12 passenger, 2 wheelchair capacity bus. The cost for each bus is estimated at $116,846. Two (2) Hybrids this size would total $233,692. The required match is $26,805, paid from AT's Capital Fleet reserves.

Staff recommends AT Board provide direction on parameters of CMAQ vehicle purchase pursuant to outcome of Public Workshop discussions.

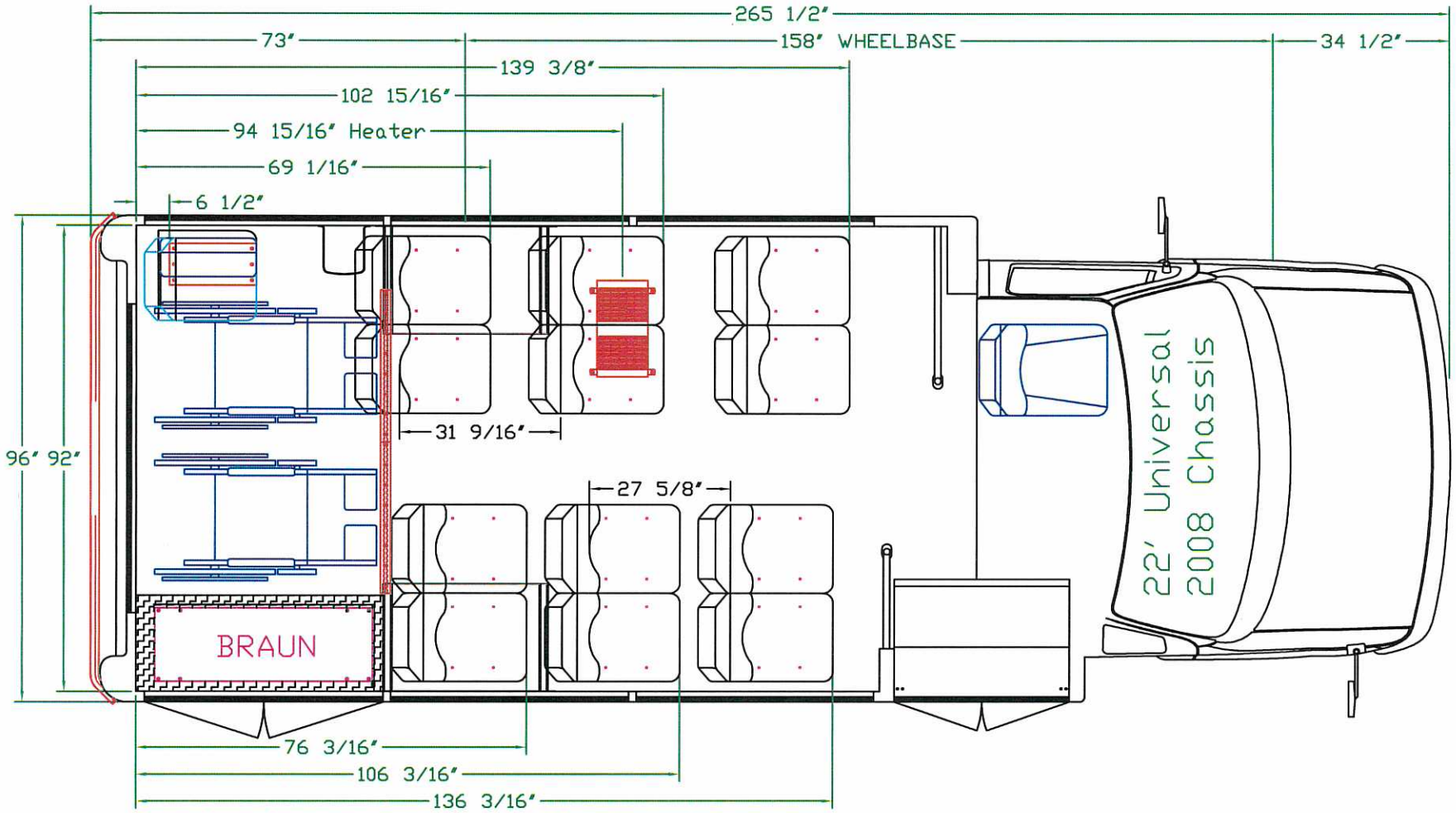

Drawn By:	Options:								Seating:	
Date:									Style:	Mid-Hi Back
Scale:	W/C Lift	W/C Pos	Ent Door	Foldaway	Handi-Flip	5-Place	DBL	Single	Ambulatory	
	Rear	2	30"	0	1 S BV		6	0	12	

THE DRAWING AND INFORMATION DEPICTED THEREON ARE THE PROPERTY OF GLAVAL BUS. THE USE, DUPLICATION OR TRANSMISSION WITHOUT PRIOR WRITTEN CONSENT OF GLAVAL BUS IS PROHIBITED.
ALL DIMENSIONS CONTAINED ON THIS DOCUMENT ARE SUBJECT TO ENGINEERING/ MANUFACTURING TOLERANCES

Dealer Approval:

GLAVAL BUS
Division of Forest River Inc.

22' UNIVERSAL

Wheel Base 158"

DIN # U22RLWL12B06

U:\DWG\Bus Group Information\WEB FLOOR PLANS\COMPLETE\Universal\U22RLWL12B06.dwg, Floor Plan, 5/23/2008 9:27:39 AM, dbuell

BUSSALES

MBTA CalACT Cooperative RFP 15-03

XLhybrids

Customer:	Amador Transit			Quote Date	5/30/2019
Address:	11400 American Legion Drive	County:	Amador	Expires	4/28/2020
City	Jackson	Zip Code:	95642		
Contact:	Maggie Amarant	Office Phone:	209-267-5079	DSI Account:	
Email Address:		Cell Phone:		Fax Number	
Sales Representative	Clay Hartman	Type	B Ford Gasoline		XL Hybrid

QTY	Option Description	Contract Price

SUMMARY FEATURES & EQUIPMENT

Aluminized Steel Cage Costruction
Galvanized Exterior Skins - Laminated Body Construction
One Piece FRP Roof Assembly
36" Electric Entry Door
Ergonomic Driver Control Panel with Quick Disconnect
Driver Side Running Board
Remote control & heated Exterior Mirrors
Standard 2-Step Entry with 12" First Step Height
Dual Entry Grab Rails
5/8" Marine Plywood Subfloor, with Aluminized Steel Sub-structure
Integrated Track Seating System
REI HD5-600 with 4 720DPI Cameras
Daytime Running Lights
XL Hybrid, installed by A-1
.
5 YEAR / 100,000 Mile Limited Body Warranty

Fully Insulated Body Assembly Process
ALL LED Exterior Lighting
Filon FRP Interior Sidewalls, Roof, Rear Walls
Number, function, and color coded wiring
Braun Century W/C Lift
Side Mounted Battery on Slide Out Tray w/High Amp Circuit Breakers
On Spot Tires Chains
96" Body Width
Seating: Doc 90 upholstery, Grab Handles, USR's, aisle arm rests
ISO 9001:2008 Quality Manufacturing Process
Ford QVM Certified Manufacturer
Back Up Alarm, Anti-ride Rear Bumper
Front Mud Flaps
Altoona 7 Year/200,000 Mile Tested
Stanchion and Modesty Panel Behind Driver, with Plexiglass
Meets All Applicable FMVSS Requirements in Effect at time of Manufacture

CONTRACT PRICING SUMMARY

BUSSALES

XLhybrids

Base Unit as Specified		68,503.73	
Published Options		15,650.74	
Non-Published Options		23,543.92	
Mobiliy Aid Rebate Value shown for taxable purposes		1,000.00	
Sub-total per Unit		**108,698.39**	
ADA Portion that is non taxable		11,711.25	
Taxable Amount (subtotal less non taxable)		96,987.14	
Sales Tax		**7,516.50**	7.750% Jackson, CA
CalACT MBTA fee of 1.5% of subtotal		**1,630.48**	
Grand Total, Each		**117,845.37**	
Less Mobility Aid Rebate		**(1,000.00)**	*A-Z Processes per MBTA contract*
Subtotal per bus		**116,845.37**	
Qty		1	
Grand Total	$	**116,845.37**	

Signature

Print Name

Signature

Date

Print Name

COMPANY/AGENCY

BUSSALES

MBTA CalACT Cooperative RFP 15-03

XLhybrids

Customer:	Amador Transit			Quote Date	5/30/2019
Address:	11400 American Legion Drive	County:	Amador	Expires	4/28/2020
City	Jackson	Zip Code:	95642		
Contact:	Maggie Amarant	Office Phone:	209-267-5079	DSI Account:	
Email Address:		Cell Phone:		Fax Number	
Sales Representative	Clay Hartman	Type	B Ford Gasoline		XL Hybrid

QTY	Option Description			Contract Price	
GLAVAL BUS, TYPE B, FORD GASOLINE					
1	Gas - Cut-Away Chassis	Glaval	Chassis, E-450, 158", 6.8L V-10		
			Sub-Total Base Unit		**68,503.73**
PUBLISHED OPTIONS					
1	Freedman Foldaway Seat (double)			1,106.69	1,106.69
1	Roof Vents			458.87	458.87
1	Removable diamond floor access plate			118.77	118.77
1	USSC G2 E Drivers Seat (If not standard)			nc	
1	Mor-RYD Suspension			890.75	890.75
1	Stop Request System (w/ sign)			917.75	917.75
1	Sportworks bike rack (black 2 bike)			2,105.42	2,105.42
1	ADNIK Power Seat Base			480.47	480.47
1	PA system (with exterior ADA speaker)			404.89	404.89
1	2 Way radio prep			134.96	134.96
1	Documentation Charges			80.00	80.00
1	DMV/State Fees			12.25	12.25
1	Hanover Front and Side Destination Signs			5,371.51	5,371.51
1	Onspot tire chains			3,568.41	3,568.41
			Sub-Total Published Options		**15,650.74**
NON PUBLISHED OPTIONS					
1	REI HD5-600, with (4) AHD Camera system with 2TB Hard Drive, GPS, (s/p)			3,482.00	3,482.00
1	Filon Ceiling and Walls, ILO standard (25' length)			676.00	676.00
1	Diamond Model XV Fare Box with 2 vaults			1,603.00	1,603.00
1	Fresnel Lens 11" x 14"			49.00	49.00
2	Q-Straint Deluxe 8100 tie downs in lieu of QRT360			(87.04)	(174.08)
1	XL Hybrid, installed by A-1, subject to potential Jan 2020 lead time for availability, subject to weight analysis			17,908.00	17,908.00
			Sub-Total Non-Published Options		**23,543.92**

SUMMARY

SPECIFICATION SUMMARY

Model Year	2019	Make:	Ford	Wheelchair Lift Model:	Braun Century
Type:	B Gas	Chassis:	E-450	Wheelchair Lift Location	Rear
Passenger Capacity:	14 + 2	Wheelbase:	158"	Number of Tie Downs:	2
Seat Fabric:	level 4	Engine:	6.8L V-10 gasoline	Alternator:	225 Amp OEM
Air Conditioning System:	TA733	GVWR:	14,500	Tie Down Type	Q'Straint DLX
Exterior Color/Graphics:	White Exterior	Body Length:	22ft	Estimated Delivery:	180 Days ARO

AMADOR TRANSIT
Expenditure Transaction Detail By Account
August 2 - 29, 2019

Date	Num	Name	Memo	Amount
23001.1 · Payroll Liabls Total				
25000 · CalPERS Classic Retirement				
08/06/2019	Epay	CalPERS	1899375431	3,908.39
08/06/2019	Epay	CalPERS	1899375431	2,826.29
Total 25000 · CalPERS Classic Retirement				6,734.68
25100 · CalPERS 457 Plan				
08/06/2019	Epay	CalPERS 457 Plan	Plan Entity 450-694	695.00
Total 25100 · CalPERS 457 Plan				695.00
Total 23001.1 · Payroll Liabls Total				7,429.68
24020 · Medical				
08/27/2019	9092	Blue Shield of California	4404588	4,849.83
08/27/2019	9092	Blue Shield of California	4404588	4,028.92
08/27/2019	9095	Healthiest You	HY0747	5.00
08/27/2019	9095	Healthiest You	HY0747	24.00
Total 24020 · Medical				8,907.75
24021 · Aflac				
08/27/2019	9091	AFLAC	ENQ02	322.96
08/27/2019	9091	AFLAC	ENQ02	92.60
Total 24021 · Aflac				415.56
24030 · Dental Liab				
08/27/2019	9094	CoPower (C/O Delta De...	R29-37765	490.53
08/27/2019	9094	CoPower (C/O Delta De...	R29-37765	1,045.73
Total 24030 · Dental Liab				1,536.26
24040 · Vision Liabl				
08/27/2019	Epay	Wolfpack Insurance Ser...	111352-0	93.70
08/27/2019	Epay	Wolfpack Insurance Ser...	111352-0	156.70
Total 24040 · Vision Liabl				250.40
51000 · BENEFITS				
51350 · WORKERS COMP INS				
08/29/2019	20100218	CSAC Excess Insurance	EWC	1,429.00
08/29/2019	20150046	CSAC Excess Insurance	PWC	4,091.00
Total 51350 · WORKERS COMP INS				5,520.00
51600 · UNIFORMS/WORK CLOTHES ALLOW				
08/23/2019	AMAG30050	Amador Transit - Petty ...		34.89
Total 51600 · UNIFORMS/WORK CLOTHES ALLOW				34.89
Total 51000 · BENEFITS				5,554.89
52000 · SERVICES & USER FEES				
52100 · VEHICLE TECH SERV-OUTSOURCE				
08/23/2019	R008119147:01	Delta Truck Center		647.04
08/15/2019	102728	Glass Doctor of The Gol...		527.23
08/23/2019	616707	Maita Chevrolet		702.51
08/23/2019	J045995	Robert Hahn's Automoti...		8.66
08/23/2019	J046019	Robert Hahn's Automoti...		589.74
08/23/2019	073119	Sutter Creek Car Wash		132.37
Total 52100 · VEHICLE TECH SERV-OUTSOURCE				2,607.55
52150 · PROPERTY MAINTENANCE SERVICES				
08/19/2019	1048	Moppin Mamas Cleanin...		480.00
08/20/2019	190922848	Orkin Services of Califo...		300.00
Total 52150 · PROPERTY MAINTENANCE SERVICES				780.00
52170 · CONTRACT IT SERVICES				

AMADOR TRANSIT
Expenditure Transaction Detail By Account
August 2 - 29, 2019

Date	Num	Name	Memo	Amount
08/23/2019	774091	Smile Business Product...		86.90
Total 52170 · CONTRACT IT SERVICES				86.90
52300 · ADVERTISING & MARKETING				
08/15/2019	12023213017	CableTime		500.00
08/19/2019	19070070	KVGC 1340 AM		500.00
Total 52300 · ADVERTISING & MARKETING				1,000.00
52400 · SOFTWARE MAINTENANCE FEES				
08/29/2019	TSMAU	TripSpark		5,910.00
Total 52400 · SOFTWARE MAINTENANCE FEES				5,910.00
52420 · DRUG & ALCOHOL SERVICES				
08/27/2019	587	New Visions		17.00
08/20/2019	08202019	Occupational Health Se...		110.00
08/29/2019	082919	U.S. BANK	Occuscreen	54.00
Total 52420 · DRUG & ALCOHOL SERVICES				181.00
52500 · FACILITY SECURITY SYSTEM				
08/27/2019	304861	Signal Service		151.25
Total 52500 · FACILITY SECURITY SYSTEM				151.25
52550 · GSA COST ALLOC-(POSTAGE/PRINT)				
08/15/2019	AT072019	Amador County Genera...		39.20
08/23/2019	198232	Amador Transit - Petty ...		11.29
Total 52550 · GSA COST ALLOC-(POSTAGE/PRINT)				50.49
52600 · PROFESSIONAL & TECH SERVICES				
08/27/2019	10216	Balancing The Books	July and August, 2nd Qtr returns	692.91
Total 52600 · PROFESSIONAL & TECH SERVICES				692.91
52610 · Fees Bank, Merchant, Service				
08/27/2019	L190702	Lowe's		9.26
Total 52610 · Fees Bank, Merchant, Service				9.26
Total 52000 · SERVICES & USER FEES				11,469.36
53000 · MATERIALS & SUPPLIES CONSUMED				
53100 · FUEL				
08/19/2019	120173	Hunt & Sons, Inc.		7,096.63
08/20/2019	150940	Hunt & Sons, Inc.		5,844.59
08/23/2019	151932	Hunt & Sons, Inc.		158.39
08/23/2019	106985	Hunt & Sons, Inc.		158.39
Total 53100 · FUEL				13,258.00
53150 · TIRES				
08/23/2019	1-GS172866	Jackson Tire Service, Inc.		320.20
Total 53150 · TIRES				320.20
53300 · VEHICLE MAINT-REPAIR PARTS				
08/23/2019	02P463002	A-Z Bus Sales, Inc.		-100.00
08/23/2019	02P462910	A-Z Bus Sales, Inc.		289.40
08/23/2019	02P461596	A-Z Bus Sales, Inc.		1,068.39
08/15/2019		Capitol Clutch & Brake, ...		0.00
08/23/2019	1574770	Capitol Clutch & Brake, ...		183.18
08/19/2019	F008982515:02	Delta Truck Center		23.63
08/23/2019	F008988480:01	Delta Truck Center		1,058.45
08/23/2019	F008988485:01	Delta Truck Center		-684.37
08/23/2019	F008984192:01	Delta Truck Center		63.86
08/23/2019	F008982515:01	Delta Truck Center		163.34
08/23/2019	F00898372:01	Delta Truck Center		128.02
08/27/2019	905595	Lowe's		30.63

AMADOR TRANSIT
Expenditure Transaction Detail By Account
August 2 - 29, 2019

Date	Num	Name	Memo	Amount
08/19/2019	CM1237923	Maita Chevrolet		-1,500.00
08/23/2019	CM1238001	Maita Chevrolet		-26.81
08/23/2019	616582	Maita Chevrolet		1,175.81
08/23/2019	1258833	Maita Chevrolet		156.56
08/23/2019	775542	Riebes Auto Parts		4.62
08/23/2019	775465	Riebes Auto Parts		10.17
08/27/2019	778625	Riebes Auto Parts		125.38
08/27/2019	779000	Riebes Auto Parts		30.47
08/23/2019	70449	Ron DuPratt Ford		37.00
08/23/2019	74806	Ron DuPratt Ford		4.11
08/29/2019	082919	U.S. BANK	Serpentine Belt	41.09
Total 53300 · VEHICLE MAINT-REPAIR PARTS				2,282.93
53350 · SHOP SUPPLIES (Consumables)				
08/23/2019	7309394	Kimball Midwest		19.40
08/27/2019	0008899	Lowe's		-4.09
08/27/2019	778628	Riebes Auto Parts		16.74
08/23/2019	96472253	Wurth USA		183.61
Total 53350 · SHOP SUPPLIES (Consumables)				215.66
53450 · FACILITIES MAINT/REPAIR PARTS				
08/27/2019	906103	Lowe's		38.60
08/27/2019	908313	Lowe's		6.13
08/27/2019	908924	Lowe's		71.73
08/27/2019	907161	Lowe's		5.37
08/27/2019	908894	Lowe's		72.41
08/27/2019	901400	Lowe's		109.29
08/27/2019	901971	Lowe's		84.79
08/27/2019	908129	Lowe's		17.39
08/27/2019	906850	Lowe's		43.98
08/27/2019	910675	Lowe's		-35.80
08/27/2019	L190802	Lowe's		4.98
08/27/2019	905867	Lowe's		67.88
08/27/2019	0008974	Lowe's		-31.47
08/23/2019	358683	SAFE-T-LITE OF MOD...		78.64
08/27/2019	151215	Sierra Janitorial Supply		172.22
Total 53450 · FACILITIES MAINT/REPAIR PARTS				706.14
53550 · OFFICE SUPPLIES				
08/15/2019	081519	Amador Transit - Petty ...		32.36
08/23/2019	8127789399	SHRED-IT		225.00
08/23/2019	8055250510	Staples Advantage		226.21
08/27/2019	8055412643	Staples Advantage		522.78
08/29/2019	082919	U.S. BANK	Amazon	15.07
08/29/2019	082919	U.S. BANK	Amazon	14.00
Total 53550 · OFFICE SUPPLIES				1,035.42
Total 53000 · MATERIALS & SUPPLIES CONSUMED				17,818.35
54000 · UTILITIES				
54100 · AT WATER/SEWER/GARBAGE				
08/15/2019	302501	Aces Waste Services, I...		116.11
08/15/2019	Epay	Amador Water Agency		126.58
08/15/2019	Epay	Amador Water Agency		42.39
08/29/2019	082919	U.S. BANK	Aces Waste	40.00
Total 54100 · AT WATER/SEWER/GARBAGE				325.08
54200 · AT -PGE				
08/20/2019	Epay	P.G.& E.		485.40
Total 54200 · AT -PGE				485.40
54300 · TRANSIT CTR/WATER/SEWER/GARB				
08/15/2019	302502	Aces Waste Services, I...		21.26
08/15/2019	Epay	Amador Water Agency		223.76

AMADOR TRANSIT
Expenditure Transaction Detail By Account
August 2 - 29, 2019

Date	Num	Name	Memo	Amount
Total 54300 · TRANSIT CTR/WATER/SEWER/GARB				245.02
54400 · TRANSIT CENTER-PGE				
08/20/2019	Epay	P.G.& E.		429.78
Total 54400 · TRANSIT CENTER-PGE				429.78
54550 · CELLULAR SERVICE				
08/29/2019	Epay	AT& T Cell Phones		424.89
Total 54550 · CELLULAR SERVICE				424.89
54700 · Wi-Fi (Sacramento Bus)				
08/27/2019	9836382736	Verizon Wireless		50.08
Total 54700 · Wi-Fi (Sacramento Bus)				50.08
Total 54000 · UTILITIES				1,960.25
58000 · MISCELLANEOUS (NEW)				
58050 · DUES & SUBSCRIPTIONS				
08/27/2019	Epay	State of California	Medi-Cal Applicant Fee-Logisticare	586.00
Total 58050 · DUES & SUBSCRIPTIONS				586.00
58200 · TRAVEL & MEETINGS				
08/23/2019	080819	Sharon Nickerson		78.01
Total 58200 · TRAVEL & MEETINGS				78.01
58450 · CDL/ DOT MED/BkGrnd Checks				
08/15/2019	072019	Amador Family Phyicians	West.J	100.00
08/29/2019	08292019	Amador Transit - Petty ...		100.00
Total 58450 · CDL/ DOT MED/BkGrnd Checks				200.00
58600 · Other Miscellaneous				
08/29/2019	082919	U.S. BANK	Meeting supplies	36.02
Total 58600 · Other Miscellaneous				36.02
Total 58000 · MISCELLANEOUS (NEW)				900.03
59000 · LEASES / RENTALS				
59100 · Leases & Rentals				
08/15/2019	31900	Amador County Airport		100.00
08/27/2019	64803685	Smile (Copier)		839.64
Total 59100 · Leases & Rentals				939.64
Total 59000 · LEASES / RENTALS				939.64
60000 · CAPITAL OUTLAY				
60150 · Cap.Reserve-Building LTF/STA				
08/19/2019	2967	KAS Landscape Services	Parking lot clean up-AT	5,900.00
Total 60150 · Cap.Reserve-Building LTF/STA				5,900.00
Total 60000 · CAPITAL OUTLAY				5,900.00
TOTAL				**63,082.17**